

MQX110/50
Maris Quiet Undermount Sink



FREE PLUMBING KIT THIS QUARTER

Décor Steel
£367
W23004F

QUIET+

FRANKE PLUS OFFER PRICE

FEBR
Eiger Tap



Brass
£262
W16401F

WRAS

FRANKE PLUS OFFER PRICE

FKRIOSCH-SPRO
Krios Semi-Pro with Pull-Out



Chrome
£376
W23504F

FRANKE PLUS OFFER PRICE


FMYTHSS-POS
Mythos Pro Tap with Pull-Out



Stainless Steel
£383
W24008F

FRANKE PLUS OFFER PRICE

MQX110/82
Maris Quiet Undermount Sink



FREE PLUMBING KIT THIS QUARTER

Décor Steel
£440
W27502F

QUIET+

FRANKE PLUS OFFER PRICE

FEMBK
Eiger Tap



Matt Black
£259
W16205F

WRAS

FRANKE PLUS OFFER PRICE

FCOTSWLDBR
Cotswold Tap



Brass
£369
W23107F

FRANKE PLUS OFFER PRICE

FMYTHSS-SWIV
Mythos Tap



Stainless Steel
£296
W18507F

FRANKE PLUS OFFER PRICE

FACPLUSSDCH/MB
Active Soap Dispenser



Chrome
£98
W6103F

Matt Black
£107
W6709F

FRANKE PLUS OFFER PRICE

SLIM75/100
Slimline Waste Disposal Units



SLIM75
£390
W24407F

SLIM100
£434
W27108F

FRANKE PLUS OFFER PRICE

FBFEWH/BKMATTA70
70cm Box Flush Evo Canopy Hood



Matt White
FBFEWHMATTA70
£330
W20601F

Matt Black
FBFEBMATTA70
£330
W20609F

FRANKE PLUS OFFER PRICE


ALL-IN ACCESSORIES PERFECTLY ADAPTABLE TO ANY SINK UP TO 54cm

- Telescopic Bridge
- Small Sanitized Collector Bowl with Bamboo Lid
- Small Strainer Bowl Sanitized
- Large Strainer Bowl Sanitized
- Bamboo Chopping Board
- Silicone Foldable Pad
- Storage Box

FRACCSET2
All-In Set 2

Price **£74**
W4604F

FRANKE PLUS OFFER PRICE



FRACCSET3
All-In Set 3

Price **£105**
W6602F

FRANKE PLUS OFFER PRICE



01/10/2024

FRAGRANITE UNDERMOUNT SINKS

KNG110/37

Kubus Fraganite Undermount Sink

- Bowl size: 370 x 420 x 200
- Cut-out size: utilise template
- Cabinet width: 450



Colours
£442 (SL) (SG) (PW) (MBK)
 Slate Stone Polar Matt
 Grey Grey White Black

PKSBSS Strainer Bowl S/Steel
 with Synthetic Border **£120** W7802F
 FRM30 Rollamat 30
 (298 x 410mm) **£80** W5204F

KNG110/52

Kubus Fraganite Undermount Sink

- Bowl size: 520 x 420 x 200
- Cut-out size: utilise template
- Cabinet width: 600




Colours
£502 (SL) (SG) (PW) (MBK)
 Slate Stone Polar Matt
 Grey Grey White Black

PKSBSS Strainer Bowl S/Steel
 with Synthetic Border **£120** W7802F
 FRM30 Rollamat 30
 (298 x 410mm) **£80** W5204F

KNG110/62(**)

Kubus Fraganite Undermount Sink

- Bowl size: 620 x 420 x 200
- Cut-out size: utilise template
- Cabinet width: 800



Colours
£546 (SL) (SG) (PW) (MBK)
 Slate Stone Polar Matt
 Grey Grey White Black

PKSBSS Strainer Bowl S/Steel
 with Synthetic Border **£120** W7802F
 FRM30 Rollamat 30
 (298 x 410mm) **£80** W5204F

KNG120(**)

Kubus Fraganite Undermount 2 Bowl Sink

- Bowl sizes: 464 x 420 x 200
 214 x 420 x 200
- Cut-out size: utilise template
- Cabinet width: 800



Colours
£581 (SL) (SG) (PW) (MBK)
 Slate Stone Polar Matt
 Grey Grey White Black

FRM30 Rollamat 30 (298 x 410mm) **£80** W5204F

MRG110/37(**)

Maris Fraganite Undermount Sink

- Overall size: 403 x 433 x 200
- Bowl size: 370 x 400
- Cut out size: utilise template as model size is changing
- Cabinet size: 450



Colours
£399 (SL) (SG) (PW) (CF) (OY) (MBK)
 Slate Stone Polar Coffee Oyster Matt
 Grey Grey White Black

MRG110/52(**)

Maris Fraganite Undermount Sink

- Overall size: 553 x 433 x 200
- Bowl size: 520 x 400
- Cut out size: utilise template as model size is changing
- Cabinet size: 600



Colours
£451 (SL) (SG) (PW) (CF) (OY) (MBK)
 Slate Stone Polar Coffee Oyster Matt
 Grey Grey White Black



MRG110/72(**)

Maris Fraganite Undermount Sink

- Overall size: 753 x 433 x 200
- Bowl size: 720 x 400
- Cut out size: utilise template as model size is changing
- Cabinet size: 800



Colours
£533 (SL) (SG) (PW) (CF) (OY) (MBK)
 Slate Stone Polar Coffee Oyster Matt
 Grey Grey White Black

MRG160/34/15L/R(**)

Maris Fraganite Undermount 1.5 Bowl Sink

- Overall size: 560 x 440 x 200
- Bowl size: 340 x 400 x 200
 150 x 400 x 150
- Cut out size: utilise template as model size is changing
- Cabinet size: 600



Colours
£526 (SL) (SG) (PW) (CF) (OY) (MBK)
 Slate Stone Polar Coffee Oyster Matt
 Grey Grey White Black

Please specify left or right hand drainer



CNG 611-100(**)

Centro Fraganite Single Bowl Sink

- Overall size: 1000 x 500
- Bowl size: 492 x 435 x 2200
- Cut-out size: 824 x 464 cr=15 (inset)
864 x 504 cr=17 (flushmount)
- Cabinet width: 600
- Reversible



Colours

£425

W27608F




CBBAM
Bamboo Chopping Board
£58 W3801F
CNGSB
Synthetic Stainer Bowl
£29 W1901F

CNG 651-100(**)

Centro Fraganite 1.5 Bowl Sink

- Overall size: 1000 x 500
- Bowl sizes:
359 x 435 x 200
148 x 288 x 120
- Cut-out size: 964 x 464 cr=15 (inset)
1004 x 504 cr=17 (flushmount)
- Cabinet width: 600
- Reversible



Colours

£457

W29702F



CBBAM
Bamboo Chopping Board
£58 W3801F
CNGSB
Synthetic Stainer Bowl
£29 W1901F

FSG111(**)

Fresno Fraganite Undermount Sink

- Overall size: 860 x 458
- Bowl size: 500 x 425 x 195
- Cut-out size:
utilise template
- Cabinet width: 900
- Reversible



Colours

£515

W33501F



PKSBSS Strainer Bowl Stainless Steel
with Synthetic Border **£120** W7806F

01/10/2024

35

BFG611(**)

Basis Fraganite Single Bowl Sink

- Overall size: 780 x 500
- Bowl size: 340 x 420 x 200
- Cut-out size: 760 x 480 cr = 10
- Cabinet width: 450
- Reversible



- Colours
- £377**
- W24509F
- (SL) Slate Grey
 - (SG) Stone Grey
 - (PW) Polar White
 - (CF) Coffee
 - (OY) Oyster
 - (MBK) Matt Black



AZG611-78(**)

Antea Fraganite Single Bowl Sink

- Overall size: 780 x 500
- Bowl size: 360 x 460 x 210
- Cut-out size: 764 x 484 cr = 20
- Cabinet Width: 500
- Reversible



- Colours
- £327**
- W21304F
- (SG) Stone Grey
 - (PW) Polar White
 - (OX) Onyx



BFG611-970(**)

Basis Fraganite Single Bowl Sink

- Overall size: 970 x 500
- Bowl size: 450 x 420 x 200
- Cut-out size: 950 x 480 cr = 10
- Cabinet width: 600
- Reversible



- Colours
- £386**
- W25105F
- (SL) Slate Grey
 - (SG) Stone Grey
 - (PW) Polar White
 - (CF) Coffee
 - (OY) Oyster
 - (MBK) Matt Black

BFG5BSS
Strainer Bowl S/Steel
£95 W6205F

AZG651(**)

Antea Fraganite 1.5 Bowl Sink

- Overall size: 970 x 500
- Bowl sizes: 430 x 340 x 210
155 x 310 x 115
- Cut-out size: 950 x 480 cr = 20
- Cabinet Width: 600
- Reversible



- Colours
- £381**
- W24805F
- (SG) Stone Grey
 - (PW) Polar White
 - (OX) Onyx

AZGSB651SS Strainer Bowl Stainless Steel £61 W4001F

BFG651

Basis Fraganite 1.5 Bowl Sink

- Overall size: 970 x 500
- Bowl sizes: 340 x 420 x 200
150 x 290 x 100
- Cut-out size: 950 x 480 cr = 10
- Cabinet width: 600
- Reversible



- Colours
- £412**
- W26801F
- (SL) Slate Grey
 - (SG) Stone Grey
 - (PW) Polar White
 - (CF) Coffee
 - (OY) Oyster
 - (MBK) Matt Black

BFG5BSS
Strainer Bowl S/Steel
£95 W6205F

AZG621(**)

Antea Fraganite 2 Bowl Sink

- Overall size: 1160 x 500
- Bowl size: 430 x 340 x 210
430 x 340 x 210
- Cut-out size: 1140 x 480 cr = 20
- Cabinet Width: 800
- Reversible



- Colours
- £436**
- W28303F
- (SG) Stone Grey
 - (PW) Polar White
 - (OX) Onyx

AZGSB651SS Strainer Bowl Stainless Steel £61 W4001F

OID611-94(**)

Orion Tectonite Single Bowl Sink

- Overall size: 940 x 510
- Bowl size: 440 x 440 x 180
- Cut-out size: 920 x 490 cr = 10
- Cabinet Width: 600
- Reversible



- Colours
- £269**
- W17501F
- (PW) Polar White
 - (CBK) Carbon Black

CBBAM Bamboo Chopping Board £58 W3808F

OID651(**)

Orion Tectonite 1.5 Bowl Sink

- Overall size: 1000 x 510
- Bowl sizes: 340 x 440 x 190
160 x 370 x 140
- Cut-out size: 980 x 490 cr = 10
- Cabinet Width: 600
- Reversible



- Colours
- £320**
- W20809F
- (PW) Polar White
 - (CBK) Carbon Black

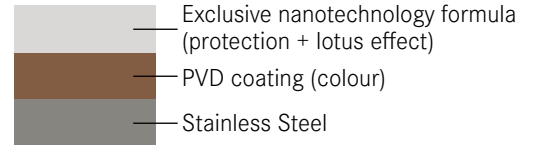
CBBAM Bamboo Chopping Board £58 W3808F
AZGSB651SS Strainer Bowl Stainless Steel £61 W4009F

INTRODUCING MYTHOS MASTERPIECE SINKS

A specially curated selection of bowls, taps, soap dispensers, waste units, overflows, push knobs and bowl accessories. Available in a choice of on-trend metallic colours. Masterpiece sinks co-ordinate with Atlas and Eos taps.



Emphasising the coating technology and our expertise



Exclusive to the Mythos Masterpiece bowls



Giving the BXM bowl a thoroughly modern makeover, the Mythos Masterpiece collection adds three contemporary colour choices; beautifully blending exceptional aesthetics with uncompromising quality and allowing consumers the freedom to create a look like no other. On top of the durable Stainless Steel body's in on-trend metallic colours, we have a layer of our innovative F-Inox Technology. This unique coating not only helps to prevent fingerprints and marks, but also makes the bowl easier to clean. For further protection, every bowl is also supplied with a coordinating wire grid. Perfectly matching your chosen finish to stop pots and pans scratching the bottom of the bowl, preserving its looks long-term.

BXM210/110-68PAN

Mythos Masterpiece Premium Pack

- Overall size: 725 x 450 x 200
- Bowl size: 685 x 410
- Bowl radius: 13mm
- Cabinet width: 800
- Includes a unique premium bottom grid with 6 cards that doubles up as a drainer and a chopping board
- Premium Anthracite

Elegant, distinctive and modern

Mythos Masterpiece offers a premium pack that includes the BXM210110-68 Anthracite bowl and accessories



Bottom Grid

Chopping Board

Price
£1653

NOT AVAILABLE THIS QUARTER



W107405F

01/10/2024

UNDERMOUNT SINKS

BXM210/110-40

Mythos Masterpiece Undermount Sink

- Overall size: 440 x 450 x 200
- Bowl size: 400 x 410
- Bowl radius: 13mm
- Cabinet width: 450
- (AN) Anthracite, (GD) Gold or (COP) Copper



Sink includes Bottom Wire Grid in matching colour

Price
£967
W62807F

NOT AVAILABLE THIS QUARTER



Anthracite



Gold



Copper

BXM210/110-50

Mythos Masterpiece Undermount Sink

- Overall size: 540 x 450 x 200
- Bowl size: 500 x 410
- Bowl radius: 13mm
- Cabinet width: 550
- (AN) Anthracite, (GD) Gold or (COP) Copper



Sink includes Bottom Wire Grid in matching colour

Price
£1052
W68401F

NOT AVAILABLE THIS QUARTER



Anthracite



Gold



Copper

BXM210/110-68

Mythos Masterpiece Undermount Sink

- Overall size: 725 x 450 x 200
- Bowl size: 685 x 410
- Bowl radius: 13mm
- Cabinet width: 800
- (AN) Anthracite, (GD) Gold or (COP) Copper



Sink includes Bottom Wire Grid in matching colour

Price
£1232
W80103F

NOT AVAILABLE THIS QUARTER



Anthracite



Gold




Copper

BXMSB

Strainer Bowl with Synthetic Border

- (AN) Anthracite, (GD) Gold or (COP) Copper




Price
£149
W9708F



BXMRM

Rollamat

- (AN) Anthracite, (GD) Gold or (COP) Copper



Price
£149
W9707F



BXMCB

Synthetic Chopping Board



Price
£107
W7001F



01/10/2024

INTRODUCING THE MARIS QUIET SINKS

- Maris Quiet is an Asian-style extra large bowl with a Supersilent pad and a big 7" waste kit. The bowl has a big capacity and is larger than most European style sinks.
- The emphasis is on introducing silent products in the kitchen and exploring new ways to collect waste easily.



MQX110/50 Maris Quiet Undermount Sink

- Overall size: 540 x 440 x 188
- Bowl size: 500 x 400
- Bowl radius: 20mm
- Cabinet width: 600



Décor Steel
£367
W23004F

FRANKE PLUS
OFFER PRICE

37.5

No further discounts apply

FREE PLUMBING KIT THIS QUARTER

MQX110/82 Maris Quiet Undermount Sink

- Overall size: 860 x 460 x 190
- Bowl size: 820 x 420
- Bowl radius: 20mm
- Cabinet width: 900



Décor Steel
£440
W27502F

FRANKE PLUS
OFFER PRICE

37.5

No further discounts apply

FREE PLUMBING KIT THIS QUARTER

Quiet Pad System - 20dB noise reduction vs standard

- Considering the trends in the home environment merging kitchen to the living main space, It has become more of a priority to have silent products when end users are preparing the food, cooking and then rinsing and washing dishes.
- Franke has designed a new product offering superior features in comparison with standard stainless steel sinks: a double coating pad (Quiet Pad System) to cover the external face of the bowl to reduce noise (of about -20dB) caused by water splashing or by cooking utensils and dishes.
- The standard noise of the water can reach up to 80dB. Thanks to Quiet pad it will reach up to 60dB, fading out as you walk away from the sink area.



Also includes a 7 inch Ultra-Hygiene Waste

- The Waste kit is very easy to install and very accessible thanks to the unique diameter, twice bigger than any standard EU one.
- It is wider 162mm (7 inches) including a comfortable basket to collect any small waste preventing any smells and clogging inside the drain pipes.
- This means that any waste can be easily thrown away into the bin.



01/10/2024

MYX 110 16

Mythos Undermount Sink

- Overall size: 200 x 440 x 150
- Bowl size: 160 x 400 x 150
- Cut-out size: download cut-out file
- Cabinet width: 300



Décor Steel
£327

W21306F

MYX 110 34

Mythos Undermount Sink

- Overall size: 380 x 440 x 200
- Bowl size: 340 x 400 x 200
- Cut-out size: download cut-out file
- Cabinet width: 450



Décor Steel
£348

W22701F

**FREE PLUMBING
KIT THIS QUARTER**

MYX 110 45

Mythos Undermount Sink

- Overall size: 490 x 440 x 200
- Bowl size: 450 x 400 x 200
- Cut-out size: download cut-out file
- Cabinet width: 550



Décor Steel
£408

W25608F

**FREE PLUMBING
KIT THIS QUARTER**

MYX 110 55

Mythos Undermount Sink

- Overall size: 590 x 440 x 200
- Bowl size: 550 x 400 x 200
- Cut-out size: download cut-out file
- Cabinet width: 800 recommended



Décor Steel
£489

W31804F

**FREE PLUMBING
KIT THIS QUARTER**

MYX 110 70

Mythos Undermount Sink

- Overall size: 740 x 440 x 200
- Bowl size: 700 x 400 x 200
- Cut-out size: download cut-out file
- Cabinet width: 800



Décor Steel
£550

W35808F

**FREE PLUMBING
KIT THIS QUARTER**

MYX 160/34-16L/R

Mythos Undermount Sink

- Overall size: 555 x 430 x 200
- Bowl sizes:
340 x 400 x 200
160 x 400 x 150
- Cut-out size: download cut-out file
- Cabinet width: 600



Décor Steel
£571

W37107F

Please specify left or right hand small bowl

**FREE PLUMBING
KIT THIS QUARTER**

MYX 160/50-16L/R

Mythos Undermount Sink

- Overall size: 725 x 440 x 200
- Bowl sizes:
500 x 400 x 200
160 x 400 x 150
- Cut-out size: download cut-out file
- Cabinet width: 800



Décor Steel
£571

W37106F

**FREE PLUMBING
KIT THIS QUARTER**

MYX 120/34-34

Mythos Undermount Double Bowl Sink

- Overall size: 745 x 440 x 200
- Bowl sizes:
340 x 400 x 200
340 x 400 x 200
- Cut-out size:
download cut-out file
- Cabinet width: 800



Décor Steel
£664

W43208F

**FREE PLUMBING
KIT THIS QUARTER**

MYX Accessories

FRMMYX Rollamat

- 267 x 424 x 12
- Price

£80 W5201F

MYXCB

PAPERSTONE® Chopping Board

- 180 x 412 x 13
- Price

£107 W7002F

MYXMD

Mobile Drainer

- 298 x 412 x 17
- Price



£107 W7004F

MYXSB

Strainer Bowl

- 158 x 416 x 53
- Price

£134 W8703F



BXX11016

Box Undermount Sink

- Overall size: 200 x 450 x 140
- Bowl radius: 12mm
- Cabinet width: 300



Décor Steel
£303
W19704F

BXX11068

Box Undermount Sink

- Overall size: 725 x 450 x 200
- Bowl radius: 12mm
- Cabinet width: 800



Décor Steel
£414
W26901F

BXXACKIT

Andy Chef Accessory Kit

- Andy Chef accessories kit works smartly and efficiently with the Franke Box BXX range.
- It features a case, stainless steel strainer bowl, walnut chopping board and chef's knife.
- Overall size: 408 x 200 x 133



Price
£264
W17205F

BXX11040

Box Sink

- Bowl size: 400 x 410 x 200mm
- Bowl radius: 12mm
- Cabinet width: 500



Décor Steel
£343
W22301F

BXX11050 / BXX11054

Box Sink

- BBX11050 Bowl size: 500 x 410 x 200mm
- Cabinet width: 600
- BBX11054 Bowl size: 540 x 410 x 200mm
- Cabinet width: 800
- Bowl radius: 12mm



BXX11050 Décor Steel
£364
W23709F
BXX11054 Décor Steel
£375
W24403F



BXX16034-16

Box 2 Bowl Sink

- Bowl sizes: 340 x 410 x 200mm
160 x 410 x 140mm
- Bowl radius: 12mm
- Cabinet width: 600



Décor Steel
£487
W31703F



Left hand small bowl only

BXX Accessories

BXXSB
KBXDTSS

Active Strainer Bowl Stainless Steel with Synthetic Border
Active Mobile Drainer 470 x 350 x 30mm Stainless Steel

£120 W7802F
£110 W7207F

MRX Accessory

KBXDTSS

Mobile Drainer 342 x 430 x 22mm Stainless Steel

£110 W7207F

ARX160

Ariane Undermount Sink

- Bowl sizes: 350 x 435 x 175
170 x 320 x 130
- Cut-out size: utilise template
- Cabinet width: 600
- Décor Steel



Price
£386

W25108F

Please specify left or right hand small bowl

ARX160D

Ariane Undermount Sink

- Bowl sizes: 350 x 435 x 175
170 x 435 x 130
- Cut-out size: utilise template
- Cabinet width: 600
- Décor Steel



Price
£451

W29306F

Please specify left or right hand small bowl

ARX 110/17 & 33

Ariane Undermount Sinks

- Bowl sizes:
170 x 320 x 130
330 x 350 x 160
- Cut-out size: utilise template
- Cabinet width: 800
- Décor Steel



ARX 110/17
£193

W12506F

ARX 110/33
£206

W13405F

ARX 110/17D & 35

Ariane Undermount Sinks

- Bowl sizes:
170 x 435 x 130
350 x 435 x 180
- Cut-out size: utilise template
- Cabinet width: 800
- Décor Steel



ARX 110/17D
£257

W16701F

ARX 110/35
£257

W16709F

LAX110/45

Largo Undermount Sink

- Bowl size: 445 x 390 x 175
- Cut-out size: utilise template
- Cabinet width: 500



Décor Steel
£262

W17002F

LAX 110/50

Largo Undermount Sink

- Bowl size: 500 x 350 x 180
- Cut-out size: utilise template
- Cabinet width: 500



Décor Steel
£334

W21707F

LAX 110/50-41

Largo Undermount Sink

- Bowl size: 500 x 410 x 175
- Cut-out size: utilise template
- Cabinet width: 600



Décor Steel
£347

W22607F

LAX120/36-36

Largo Undermount Double Bowl Sink

- Bowl sizes: 360 x 390 x 175
360 x 390 x 175
- Cut-out size: utilise template
- Cabinet width: 900



Décor Steel
£439

W28506F

LAX160/36-16L/R

Largo Undermount 1.5 Bowl Sink

- Bowl sizes: 360 x 390 x 175
160 x 390 x 120
- Cut-out size: utilise template
- Cabinet width: 600
- Left or right hand drainer



Décor Steel
£436

W28406F

Please specify left or right hand small bowl

LAX120/45-30

Largo Undermount Double Bowl Sink

- Bowl sizes: 445 x 390 x 175
300 x 340 x 160
- Cut-out size: utilise template
- Cabinet width: 900
- Right hand small bowl



Décor Steel
£424

W27604F

LAX Accessories

LAX1105B Strainer Bowl S/S with Syn. Border for LAX 110 50-41

£120 W7809F

KBXDTSS Mobile Drainer S/Steel fits LAX Multi-Bowl

£110 W7205F

LAXDTSS Mobile Drainer S/Steel fits LAX Single Bowl

£110 W7208F

FRM40 Rollamat 40 (400 x 400mm)

£80 W5202F

VBK160L

V&B Ceramic Undermount Sink

- Bowl sizes: 343 x 390 x 173
136 x 272 x 103
- Cut-out size: utilise template
- Cabinet width: 600
- Small bowl has a plug
- Left hand small bowl only



White
£626
W40703F

Dimensional
tolerance of +/-2%

KBK110/40

Kubus Ceramic Undermount

- Overall size: 445 x 445
- Bowl size: 405 x 385 x 175
- Cut-out size: 395 x 375 cr = 15
- Cabinet width: 500
- White, Pearl Grey or Graphite



Price
£497
W32308F

Dimensional
tolerance of +/-2%

VBK110-50

V&B Ceramic Undermount Sink

- Bowl size: 500 x 390 x 200
- Cut-out size: utilise template
- Cabinet width: 600



White
£529
W34403F

Dimensional
tolerance of +/-2%

KBK110/50

Kubus Ceramic Undermount

- Overall size: 545 x 445
- Bowl size: 505 x 385 x 185
- Cut-out size: 495 x 375 cr = 15
- Cabinet width: 600
- White, Pearl Grey or Graphite



Price
£592
W38501F

Dimensional
tolerance of +/-2%

VBK110-21 & 33

VBK Ceramic Undermount Sinks

- Bowl sizes: 210 x 390 x 180
325 x 390 x 175
- Cut-out size: utilise template
- Cabinet width: 400 or 500



VBK110-21 White
£363
W23607F

VBK110-33 White
£469
W30503F

Dimensional
tolerance of +/-2%

KBK160

Kubus Ceramic 1.5 Bowl Undermount

- Overall size: 545 x 445
- Bowl sizes: 375 x 385 x 185
115 x 385 x 115
- Cut-out size: 495 x 375 cr = 15
- Cabinet width: 600
- Reversible
- Plug in half bowl
- White, Pearl Grey or Graphite



Price
£666
W43302F

Dimensional
tolerance of +/-2%

AHK611WH

V&B Arcana Ceramic Single Bowl Sink

- Overall size: 1000 x 510
- Bowl size: 440 x 405 x 200
- External bowl depth: 220
- Cut-out size: 970 x 480 cr = 0
- Cabinet width: 600
- Reversible



White
£422
W27505F



FRANKE
by Villeroy & Boch
Dimensional
tolerance of +/-2%

AHK651

Arcana Ceramic 1.5 Bowl Sink

- Overall size: 1000 x 510
- Bowl sizes: 310 x 410 x 200
160 x 310 x 115
- External bowl depths 220 and 137
- Cut-out size: 970 x 480 cr = 10
- Cabinet width: 600
- Reversible



Gloss White
£465
W30204F



FRANKE
by Villeroy & Boch
Dimensional
tolerance of +/-2%

VBK720

Belfast Double Bowl Ceramic Sink

- Overall size: 800 x 500
- Bowl sizes: 370 x 465 x 200
370 x 465 x 200
- External bowl depth: 220
- Cabinet width: 800



White
£510
W33208F

FRANKE
by Villeroy & Boch
Dimensional
tolerance of +/-2%

VBK710

Belfast Single Bowl Ceramic Sink

- Overall size: 600 x 500
- Bowl size: 565 x 430 x 180
- External bowl depth: 200
- Cabinet width: 600



White
£434
W28202F

FRANKE
by Villeroy & Boch
Dimensional
tolerance of +/-2%

BAK710

Belfast Ceramic Sink

- Overall size: 595 x 455 x 25
- Cabinet width: 600
- Includes a plug



Gloss White
£305
W19908F

Dimensional
tolerance of +/-2%





Accessories included with the Box Center



BWX220/54-27LHSB/RHSB

Box Center

- Fully accessorised SS workcenter, 1mm, Brushed finish
- Flushmounted or Slimtop, Fastfix, Flush waste
- Second bowl serves as storage location for accessories
- Includes a wire rack to hold the included accessories
- Accessories: 3 knives, chopping boards (1 wood, 1 plastic sanitized), strainer bowl, draining rack. Pop up waste, flush cover.
- Overall size: 860 x 510
- Bowl sizes: 540 x 410 x 200
270 x 480 x 200
- Cut-out size: 840 x 490 cr=12
- Cabinet width: 900
- Left or right hand small bowl

**THE FOUR FACES OF
BOX CENTER...**



Price
£1498
W97406F

BWX220/41-27

Box Center Inset or Flushmount

- Overall size: 790 x 510
- Bowl sizes: 410 x 480 x 204
270 x 480 x 204
- Cut-out size: 770 x 490 cr = 10 for inset
792 x 512 cr = 11 for flushmount
- Cabinet width: 900
- Reversible



Price
£1581
W102805F

Includes existing Box Center Accessory Set

BWX120/41-27

Box Center Undermount

- Overall size: 820 x 520
- Bowl sizes: 410 x 480 x 204
270 x 480 x 204
- Cut-out size: utilise template
- Cabinet width: 900
- Reversible



Price
£1373
W89308F

Includes existing Box Center Accessory Set

STAINLESS STEEL SINKS

MYX 210-34

Mythos Flushmount Sink

- Overall size: 352 x 412 x 200
- Bowl size: 340 x 400 x 200
- Cut-out size:
346 x 406 cr = 28 for inset
352.4 x 412.4 cr = 31.2 for flushmount
- Cabinet width: 450



Décor Steel
£389

W25307F

MYX 210-45

Mythos Flushmount Sink

- Overall size: 462 x 412 x 200
- Bowl size: 450 x 400 x 200
- Cut-out size:
456 x 406 cr = 28 for inset
462.4 x 412.4 cr = 31.2 for flushmount
- Cabinet width: 550



Décor Steel
£454

W29501F

MYX 210-55

Mythos Flushmount Sink

- Overall size: 562 x 412 x 200
- Bowl size: 550 x 400 x 200
- Cut-out size:
556 x 406 cr = 28 for inset
562.4 x 412.4 cr = 31.2 for flushmount
- Cabinet width: 600



Décor Steel
£546

W35505F

MYX 210-70

Mythos Flushmount Sink

- Overall size: 712 x 412 x 200
- Bowl size: 700 x 400 x 200
- Cut-out size:
706 x 406 cr = 28 for inset
712.4 x 412.4 cr = 31.2 for flushmount
- Cabinet width: 800



Décor Steel
£615

W40002F

MYTHOS 210 OPTIONAL ACCESSORIES

FRMMYX

Rollamat

- 267 x 424 x 12



Price
£80

W5201F

MYXMD

Mobile Drainer

- 298 x 412 x 17



Price
£107

W7004F

MYXSB

Strainer Bowl

- 158 x 416 x 53



Price
£134

W8703F

PLEASE NOTE: MRX SLIM-TOP SINKS CAN ALSO BE UNDERMOUNTED WITH ALL UNDERMOUNT FIXINGS NOW INCLUDED.

MRX 210-19 / 210-34

Maris Slim-Top Inset Sinks

- Overall sizes: 230 x 440 or 380 x 440
- Bowl sizes: 190 x 400 x 130 or 340 x 400 x 180
- Cut-out size: 190 x 400 cr = 10 or 350 x 410 cr = 10
- Cabinet width: 300 or 400



MRX 210-19
Matt Brushed Steel

£218

W14203F

MRX210-34
Matt Brushed Steel

£294

W19205F

MRX 210-45

Maris Slim-Top Inset Sinks

- Overall sizes: 490 x 440
- Bowl sizes: 450 x 400 x 180
- Cut-out size: 450 x 400 cr = 10
- Cabinet width: 500



Matt Brushed Steel

£301

W19603F

MRX 210/55

Maris Slim-Top Inset Sink

- Overall size 590 x 440
- Bowl size: 550 x 400 x 180
- Cut-out size: 550 x 400 cr = 10
- Cabinet width: 600



Matt Brushed Steel

£385

W25004F

MRX210-70

Maris Slim-Top Inset Sink

- Overall size: 740 x 440
- Bowl size: 700 x 400 x 180
- Cut-out size: 710 x 410 cr = 10
- Cabinet width: 800



Matt Brushed Steel

£494

W32108F

MRX 260 34-19LHSB/RHSB

Maris Slim-Top Inset Sink

- Overall size 591 x 436
- Bowl sizes: 340 x 400 x 180
190 x 400 x 130
- Cut-out size: 555 x 400 cr = 10
- Cabinet width: 600



Matt Brushed Steel

£538

W35001F

Please specify left or right hand small bowl

MRX220/34-34

Maris Slim-Top Inset Double Bowl Sink

- Overall size: 745 x 440
- Bowl sizes: 340 x 440 x 180
340 x 440 x 180
- Cut-out size: 715 x 410 cr = 10
- Cabinet width: 800



Matt Brushed Steel

£538

W35002F

MRX Accessory

KBXDTSS

Mobile Drainer 342 x 430 x 22mm Stainless Steel

£110 W7207F

01/10/2024

STAINLESS STEEL SINKS

PACK DEAL



NEX211L/R

Neptune Slim-Top Single Bowl Sink

- Overall size: 864 x 514
- Bowl size: 360 x 420 x 180
- Cut-out size: 855 x 506 cr = 20
- Cabinet width: 500
- Left or right hand drainer

Décor Steel
£366

W23807F

Please specify left or right hand drainer

OPSBSS Strainer Bowl Stainless Steel £62 W4002F

FRM44 Rollamat 44 (468 x 440mm) £80 W5203F

PACK DEAL



NEX251L/R

Neptune Slim-Top 1.5 Bowl Sink

- Overall size: 1004 x 514
- Bowl sizes: 360 x 420 x 200
167 x 306 x 152
- Cut-out size: 995 x 506 cr = 20
- Cabinet width: 600
- Left or right hand drainer

Décor Steel
£433

W28106F

Please specify left or right hand drainer

OPSBSS Strainer Bowl Stainless Steel £62 W4002F

FRM44 Rollamat 44 (468 x 440mm) £80 W5203F



MRX211LB/RB

Maris Slim-Top Single Bowl Sink

- Overall size: 1000 x 510
- Bowl size: 435 x 435 x 180
- Cut-out size: 984 x 494 cr = 10
- Cabinet width: 600
- Left or left hand drainer

Décor Steel
£342

W22301F

Please specify left or right hand drainer

FRM36 Rollamat 36 (361 x 330mm) £80 W5206F



MRX251LB/RB

Maris Slim-Top 1.5 Bowl Sink

- Overall size: 1000 x 510
- Bowl sizes: 350 x 435 x 175
160 x 300 x 120
- Cut-out size: 984 x 494 cr = 10
- Cabinet width: 600
- Left or left hand drainer

Décor Steel
£394

W25603F

Please specify left or right hand drainer

FRM36 Rollamat 36 (361 x 330mm) £80 W5206F

AGX611-780B

Argos Single Bowl Sink

- Overall size: 780 x 510
- Bowl size: 350 x 435 x 175
- Cabinet width: 450
- Cut-out size: 766 x 496 cr = 10
- Reversible



Décor Steel
£183

W11905F

AGX611-860B

Argos Single Bowl Sink

- Overall size: 860 x 510
- Bowl size: 350 x 435 x 175
- Cabinet width: 450
- Cut-out size: 844 x 494 cr = 10
- Reversible



Décor Steel
£198

W12907F

AGX611-100B

Argos Single Bowl Sink

- Overall size: 1000 x 510
- Bowl size: 435 x 435 x 180
- Cut-out size: 954 x 494 cr = 10
- Cabinet width: 550
- Reversible




Décor Steel
£270

W17608F

AGX651REVB

Argos 1.5 Bowl Sink

- Overall size: 1000 x 510
- Bowl sizes: 350 x 435 x 175
160 x 300 x 120
- Cut-out size: 984 x 494 cr = 10
- Cabinet width: 600
- Reversible



Décor Steel
£296

W19208F

GAX611L/R

Galassia Single Bowl Sink

- Overall size: 1000 x 500
- Bowl size: 450 x 400 x 180
- Cut-out size: 980 x 480 cr = 20
- Cabinet width: 600
- Left or right hand drainer



Décor Steel
£252

W16403F

Please specify left or right hand drainer

GAX621L/R

Galassia Double Bowl Sink

- Overall size: 1160 x 500mm
- Bowl sizes: 450 x 400 x 190mm
300 x 340 x 170mm
- Cut-out size: 1140 x 480 cr = 20
- Cabinet size: 900mm
- Left or right hand drainer



Décor Steel
£360

W23401F

Please specify left or right hand drainer

AZN611-86

Antea Single Bowl Sink

- Overall size: 860 x 500
- Bowl size: 340 x 420 x 160
- Cut-out size: 840 x 480 cr = 10
- Cabinet width: 450
- Reversible



Price
£119

W7708F

AZNSBSS Strainer Bowl Stainless Steel E61 W4007F

SKX611-86

Spark Single Bowl Sink

- Overall size: 860 x 500
- Bowl size: 340 x 420 x 160
- Cut-out size: 840 x 490 cr = 10
- Cabinet width: 450
- Reversible



Price
£150

W9703F

AZNSBSS Strainer Bowl Stainless Steel E61 W4007F



AZN611-100

Antea Single Bowl Sink

- Overall size: 1000 x 500
- Bowl size: 450 x 420 x 160
- Cut-out size: 980 x 480 cr = 10
- Cabinet width: 600
- Reversible



Price
£147

W9601F


AZNSBSS Strainer Bowl Stainless Steel E61 W4007F



SKX651

Spark 1.5 Bowl Sink

- Overall size: 1000 x 500
- Bowl sizes: 340 x 420 x 160
170 x 280 x 80
- Cut-out size: 980 x 480 cr = 10
- Cabinet width: 600
- Reversible



Price
£200

W13006F

AZNSBSS Strainer Bowl Stainless Steel E61 W4007F



AZN651

Antea 1.5 Bowl Sink

- Overall size: 1000 x 500
- Bowl sizes: 340 x 420 x 160
170 x 280 x 80
- Cut-out size: 980 x 480 cr = 10
- Cabinet width: 600
- Reversible



Price
£155

W10106F

AZNSBSS Strainer Bowl Stainless Steel E61 W4007F



RBX610SS

Rotondo Round Inset or Undermount Sink

- Overall size: ø435
- Bowl size: ø378.8 x 170 depth
- Cut-out size: ø415
- Cabinet width: 500



Brushed Steel
£294

W19108F

MYTHOS WATER HUB

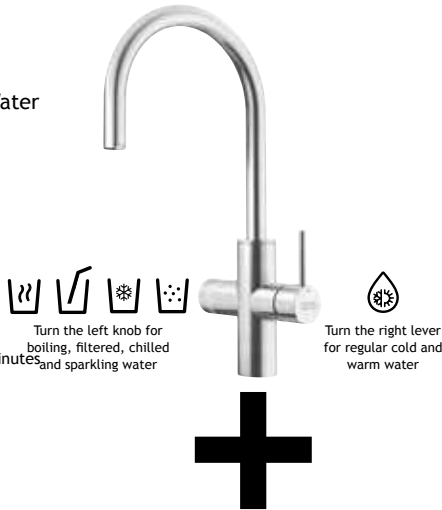
6-1 OR 5-1 HOT TAP WITH ELECTRONIC CONTROL

MYTHOS WATER HUB 6-1 TAP

FMYWHSS-ELEC6N1
Mythos 6-1 Tap

- Regular Cold and Warm Water
- Filtered Water
- Chilled Water
- Sparkling Water
- Boiling Water

- 440mm high
- 222mm spout reach
- 50mm base diameter
- Single lever with 90° movement
- 4 litre tank Heating-up time: 15 minutes
- Chiller-Sparkling volume 2.8L
- Chiller volume 2.2L
- Cool down chiller 8 minutes (from 20° to 10°C)



Stainless Steel
£2666
W173309F

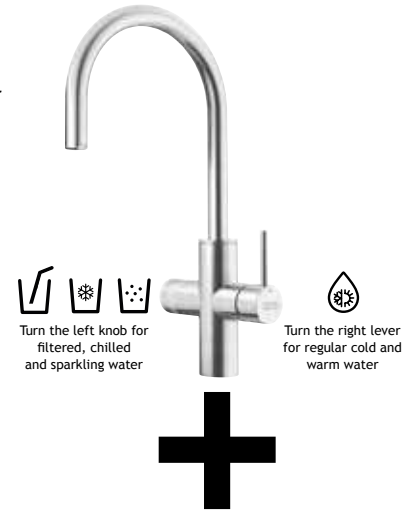


MYTHOS WATER HUB 5-1 TAP

FMYWHSS-ELEC5N1
Mythos 5-1 Tap

- Regular Cold and Warm Water
- Filtered Water
- Chilled Water
- Sparkling Water

- 440mm high
- 222mm spout reach
- 50mm base diameter
- Single lever with 90° movement
- Chiller-Sparkling volume 2.8L
- Chiller volume 2.2L
- Cool down chiller 8 minutes (from 20° to 10°C)



Stainless Steel
£2159
W140305F



A TOUCH OF STYLE

The Mythos Water Hub is designed with a stylish stainless steel spout and electronic control featuring LED lighting for a stunning aesthetic and maximum ease.

Stand-by

Available to activate with a touch.



Boiling

Instant filtered boiling water is ideal for preparing hot drinks and cooking foods including pasta and vegetables. It also saves energy and time.

Filtered

Instant ambient filtered water ensures each glass is pure, safe and delicious.



Sparkling

Instant filtered sparkling water, for better digestion and a healthy alternative to sugary drinks.

Chilled

Instant filtered chilled water saves the need for ice trays and preparation time.



Sparkling medium

Instant filtered sparkling water with lighter carbonation for more delicate palates.

STAY CONNECTED

A dedicated App enables users to set the water parameters of different functions remotely, check the system status and order required device consumables, ensuring a personalised water experience and a more harmonious everyday lifestyle.



MARIS WATER HUB

3-1 HOT TAP WITH ELECTRONIC OR MECHANICAL CONTROL

MARIS WATER HUB ELECTRONIC TAP WITH 4 OR 7 LITRE TANK

FMWH(**)-ELEC4/7J

Maris Water Hub J Spout 3-1 Electronic Hot Tap

- 388mm high
- 222mm spout reach
- 50mm base diameter
- Single lever with 100° movement
- 4 or 7 litre tank
- (CH) Chrome, (DS) Decor Steel or (MBK) Matt Black

Optional FMFILTKit4N14-1 Filtration Kit for filtered cold water £221 W14406F



Cold and warm controlled by the right lever



Boiling filtered and cold filtered water controlled by the left knob





White light Neutral mode



Red light Boiling filtered mode



Turquoise light Cold filtered mode



MARIS WATER HUB MECHANICAL TAP WITH 4 LITRE TANK

FMWH(**)-MECH4J

Maris Water Hub J Spout 3-1 Mechanical Hot Tap


- 388mm high
- 222mm spout reach
- 50mm base diameter
- Single lever with 100° movement
- 4 litre tank
- (CH) Chrome, (DS) Decor Steel or (MBK) Matt Black



Cold and warm controlled by the right lever



Boiling filtered water controlled by the left knob



ENJOY THE PUREST FORM OF WATER

The **VITAL** Range
Ready, steady, drink!

Experience the easiest way to enjoy fresh water from the smallest, most effective water filter in the world. The Franke Vital Capsule System lets you enjoy water that not only tastes better but is also much healthier. It's the new standard for fresh water.



**VITAL CAPSULE FILTER TAP
FVCFTCH/GM2**

- Filtration system only to sit alongside a mixer
- Comes with a cartridge
- Suitable for low pressure - no

Chrome with Gunmetal
£399
W26001F



**VITAL CAPSULE FILTER J-SPOUT TAP
FVCFTCH/GM-J2 & FVCFTBK/DS-J2**

- 360° rotation
- 3 in 1 hot / cold water lever and separate filtration system
- Comes with a cartridge
- Suitable for low pressure - no

Chrome with Gunmetal
£571 W37205F



Décor Steel PVD with Matt Black
£684 W44503F

FVCFTBK/SS

- Filtration system only to sit alongside a mixer
- Comes with a cartridge
- Suitable for low pressure - no

Décor Steel PVD with Matt Black
£349
W22707F



STAR BUY

Whilst stocks last
Replacement model FVCFTMBK/DS2
£513 W33408F

**VITAL CAPSULE FILTER SEMI-PRO TAP
FVCFTCH/GM-SPRO2 & FVCFTMBK/SS-SPRO2**

- 360° rotation • Spray
- 3 in 1 hot / cold water lever and separate filtration system
- Comes with a cartridge
- Suitable for low pressure - no

Chrome with Gunmetal
£856 W55708F



Décor Steel PVD with Matt Black
£970 W63109F

FFDCH
FilterFlow Doric Tap

- 404mm high
- 216mm spout reach
- 56mm base diameter
- 35mm tap cut-out
- Suitable for low pressure - no
- Chrome with Stainless Steel filter housing

Price
£443
W28801F

FFTASSOCH
FilterFlow Tasso Tap

- 367mm high
- 240mm spout reach
- 54mm base diameter
- 35mm tap cut-out
- Suitable for low pressure - no
- Chrome with Stainless Steel filter housing

Price
£443
W288809F

SENSOR & ICON DESIGNER TAPS

ATLAS SENSOR TAP RANGE THE SMART WAY TO USE WATER SAFE AND HYGIENIC

- Hybrid function enabling manual lever for everyday use and sensor activity for easy hand washing
- The touchless and manual controls operate independently from each other. The touchless operation will work even when the manual lever is closed.
- The sensor screen is easy to keep clean and is easy to use due to the perfectly positioned intuitive infrared motion sensor.
- The sensor can control the touch free water temperature. This means when handwashing, you could save money and

- energy as you don't have to adjust the flow and temperature every time you use the tap.
- The sensitivity is 5-7cm from the infrared sensor so there's less risk of an unintentional start and once activated, the water flow stops in less than a second!
- Once in use, the water will flow continuously for ~30 seconds so no need to worry about flooding if the water is left running unsupervised.
- The complete system has a quick and easy plug-in installation: the tap, the control box, and the battery.



FATLSENS/IBK
Atlas Sensor Tap

- Intelligent & intuitive: total control over water flow, simple to use
- 297mm high
- 225mm spout reach
- 45mm base diameter
- 35mm tap cut-out
- Suitable for low pressure - no
- S/Steel or Industrial Black



Stainless Steel
£555
W36104F

Industrial Black
£610
W39705F



FATLSENS/IBK-POS
Atlas Sensor Pull-Out Nozzle Tap

- Hybrid system: touchless works even when lever is closed
- 297mm high
- 225mm spout reach
- 45mm base diameter
- 35mm tap cut-out
- Suitable for low pressure - no
- S/Steel or Industrial Black




Stainless Steel
£617
W40106F

Industrial Black
£672
W43702F

FICONCH/MBK
Icon Swivel Spout Tap

- High spout gives more space for pots and pans
- Neoperl Laminar aerator with less splashing, thus low noise level
- Reliable and proven 25mm cartridge
- 341mm high
- 287mm spout reach
- 50mm base diameter
- Suitable for low pressure - no
- 35mm tap cut-out



Chrome
£463
W30101F



Matt Black
£483
W31401F

FICON()-PODJ**
Icon Pull Out Double Jet Shower Tap

- Pull out version with a comfortable double jet shower easy to use
- Easy to clean (body and lever)
- Modern black hose for pull out
- 0/90° handle move mounting close to back wall
- 335mm high
- 237mm spout reach
- 48mm base diameter
- 35mm tap cut-out
- Suitable for low pressure - no
- Chrome (CH), Matt Black (MBK)



Chrome
£513
W33409F



Matt Black
£534
W34707F

FACCH/MBK-SPRO Active Semi-Pro Tap with Pull-Out

- 470mm high
- 222mm spout reach
- 50mm base diameter
- Suitable for low pressure - no
- Single lever with 100° movement
- (CH) Chrome or (MBK) Matt Black



Chrome
£447
W29101F

Matt Black
£581
W37802F

FKRIOSCH-POSJ Krios J Pull-Out Spray Tap

- 404mm high
- 217mm spout reach
- 60mm base diameter
- Suitable for low pressure - no
- Twin lever, 90° movement
- Chrome



Price
£400
W26005F



FICONMBK-SPRO Icon Semi-Pro with Pull-Out

- 456mm high
- 225mm spout reach
- 48mm base diameter
- Suitable for low pressure - no
- Single lever with 100° movement
- Matt Black

Price
£815
W53004F



FKRIOSCH-SPRO Krios Semi-Pro with Pull-Out

- 540mm high
- 188mm spout reach
- 51mm base diameter
- Suitable for low pressure - yes
- Dual lever with 100° movement
- Chrome

Price
£376
W23504F

FRANKE PLUS
OFFER PRICE 37.5
No further discounts apply

FTESSDS/MBK/BR/NI-POSJ Tessuto J Spout Tap with Pull-Out

- 455mm high
- 216mm spout reach
- 48mm base diameter
- Suitable for low pressure - no
- Single lever with 100° movement
- (DS) Décor Steel, (MBK) Matt Black, or (BR) Brass or **NEW** (NI) Polished Nickel



Décor Steel
£384
W25006F



Matt Black
£432
W28104F



Brass
£442
W28809F



Polished Nickel
£434
W28207F

FTESSDS/MBK/BR/NI-SWIVL Tessuto L Spout Tap

- 382mm high
- 218mm spout reach
- 48mm base diameter
- Suitable for low pressure - no
- Single lever with 100° movement
- (DS) Décor Steel, (MBK) Matt Black, (BR) Brass or **NEW** (NI) Polished Nickel



Décor Steel
£277
W18008F



Matt Black
£320
W20809F



Brass
£329
W21407F



Polished Nickel
£324
W21102F

DESIGNER TAPS



FMYTHMPSS-PDSJ Mythos Masterpiece J Pull-Down Spray Tap

- 466mm high
- 218mm spout reach
- 50mm base diameter
- 35mm tap cut-out
- Suitable for low pressure - no
- Single lever, 100° movement
- Stainless Steel

Price
£757
W49201F



FMYTHMPAN-PDSJ Mythos Masterpiece J Pull-Down Spray Tap

- 466mm high
- 218mm spout reach
- 50mm base diameter
- 35mm tap cut-out
- Suitable for low pressure - no
- Single lever, 100° movement
- Anthracite

Price
£990
W64402F



FMYTHMPCOP-PDSJ Mythos Masterpiece J Pull-Down Spray Tap

- 466mm high
- 218mm spout reach
- 50mm base diameter
- 35mm tap cut-out
- Suitable for low pressure - no
- Single lever, 100° movement
- Copper

Price
£990
W64408F



FMYTHMPGO-PDSJ Mythos Masterpiece J Pull-Down Spray Tap

- 466mm high
- 218mm spout reach
- 50mm base diameter
- 35mm tap cut-out
- Suitable for low pressure - no
- Single lever, 100° movement
- Gold

Price
£990
W64401F



FMYTHSS-SWIV Mythos Tap

- 317mm high
- 227mm spout reach
- 48mm base diameter
- Suitable for low pressure - no
- Stainless Steel

Price
£296
W18507F

FRANKE PLUS
OFFER PRICE 37.5

No further discounts apply



FMYTHIBK-SWIV Mythos Tap

- 317mm high
- 227mm spout reach
- 48mm base diameter
- Suitable for low pressure - no
- Industrial Black

Price
£590
W38403F



FMYTHSS-POS Mythos Pro Tap with Pull-Out

- 348mm high
- 216mm spout reach
- 48mm base diameter
- Suitable for low pressure - no
- Stainless Steel

Price
£383
W24008F

FRANKE PLUS
OFFER PRICE 37.5

No further discounts apply



FMYTHIBK-POS Mythos Pro Tap with Pull-Out

- 348mm high
- 216mm spout reach
- 48mm base diameter
- Suitable for low pressure - no
- Industrial Black

Price
£768
W49901F

FATLNEO(**)-POS

Atlas Neo Pull-Out Nozzle Tap

- 297mm high
- 225mm spout reach
- 45mm base diameter
- 35mm tap cut-out
- Suitable for low pressure - no
- (SS) Stainless Steel, (IBK) Industrial Black, (AN) Anthracite, (COP) Copper, (GO) Gold

Stainless Steel **£343**
W22303F

Other Colours **£398**
W25901F



Stainless Steel



Industrial Black



Anthracite



Copper



Gold

FATLNEO(**)

Atlas Neo Tap

- 297mm high
- 225mm spout reach
- 45mm base diameter
- 35mm tap cut-out
- Suitable for low pressure - no
- (SS) Stainless Steel, (IBK) Industrial Black, (AN) Anthracite, (COP) Copper, (GO) Gold

Stainless Steel **£320**
W20803F

Other Colours **£375**
W24401F



Stainless Steel



Industrial Black



Anthracite



Copper



Gold

FATLNEOSD(**)

Atlas Neo Soap Dispenser

- Fast and easy to operate hand pump for all liquid soaps
- Height: 80mm
- Spout reach: 85mm
- (SS) Stainless Steel, (IBK) Industrial Black, (AN) Anthracite, (COP) Copper, (GO) Gold

STAR BUY

STAR BUY

Stainless Steel **£115**
W7508F

Other Colours **£125**
W8204F



Stainless Steel



Industrial Black



Anthracite



Copper



Gold

FEOSNEO(**)-POS

EOS Neo J Spout Pull Down Spray

- 433mm high
- 231mm spout reach
- 45mm base diameter
- 35mm tap cut-out
- Suitable for low pressure - no
- (SS) Stainless Steel, (IBK) Industrial Black, (AN) Anthracite, (COP) Copper, (GO) Gold

Stainless Steel **£343**
W22305F

Other Colours **£398**
W25904F



Stainless Steel



Industrial Black



Anthracite



Copper



Gold

FEOSNEO(**)

EOS Neo J Spout Swivel

- 387mm high
- 229mm spout reach
- 45mm base diameter
- 35mm tap cut-out
- Suitable for low pressure - no
- (SS) Stainless Steel, (IBK) Industrial Black, (AN) Anthracite, (COP) Copper, (GO) Gold

Stainless Steel **£320**
W20803F

Other Colours **£375**
W24406F



Stainless Steel



Industrial Black



Anthracite




Copper



Gold

ACTIVE TAP RANGE



FACCH/MBK-SWIVJ
Active J Swivel Spout

- 388mm high
- 234mm spout reach
- 50mm base diameter
- Suitable for low pressure - no
- Chrome or Matt Black

Chrome
£225
W14707F

Matt Black
£313
W20404F



FACCH/MBK-POSJ
Active J Dual Spray Pull Out

- 388mm high
- 241mm spout reach
- 50mm base diameter
- Suitable for low pressure - no
- Chrome or Matt Black

Chrome
£313
W20402F

Matt Black
£401
W26103F



FACCH/MBK-SWIVL
Active L Swivel Spout

- 312mm high
- 236mm spout reach
- 50mm base diameter
- Suitable for low pressure - no
- Chrome or Matt Black

Chrome
£225
W14702F

Matt Black
£313
W20405F



FACCH/MBK-POS�
Active L Dual Spray Pull Out

- 312mm high
- 240mm spout reach
- 50mm base diameter
- Suitable for low pressure - no
- Chrome or Matt Black

Chrome
£313
W20402F

Matt Black
£401
W26106F

THE ACTIVE TWIST RANGE

Innovative swivel spout or pull out spray model with integrated twist waste control an all-in-one design which includes a dial which when turned operates the waste outlet. Features water saving Eco cartridge with 90° handle movement.



FACTWDS-L()WK**
Active Twist L Spout

- 312mm high
- 236mm spout reach
- 50mm base diameter
- Suitable for low pressure - no

FACTWDS-LSSWK
Décor Steel with S/Steel Waste Kit
Compatible with: STX, MRX, NEX, GAX, AGX & ARX Sinks
£469
W30502F

FACTWDS-LGRWK
Décor Steel with Granite Waste Kit
Compatible with: MRG, UBG, CNG, BFG & AZG Sinks
£369
W24004F

FACTWDS-LKNGWK
Décor Steel with KNG Waste Kit
£369
W24008F

STAR BUY



FACTWDS-POS�()WK**
Active Twist L Dual Spray Pull Out

- 312mm high
- 240mm spout reach
- 50mm base diameter
- Suitable for low pressure - no

FACTWDS-POLSSWK
Décor Steel with S/Steel Waste Kit
Compatible with: STX, MRX, NEX, GAX, AGX & ARX Sinks
£549
W35707F

FACTWDS-POLGRWK
Décor Steel with Granite Waste Kit
Compatible with: MRG, UBG, CNG, BFG & AZG Sinks
£449
W29203F

FACTWDS-POLKNGWK
Décor Steel with KNG Waste Kit
£449
W29206F

STAR BUY

FACPLUSSDCH/SS/MB
Active Soap Dispenser

- Fast and easy to operate hand pump for all liquid soaps
- Fits neatly alongside sinks in the worktop
- Designed to complement the Franke tap range
- 65mm high
- 100mm spout reach



FRANKE PLUS OFFER PRICE
No further discounts apply

Chrome
£98
W6103F



Décor Steel
£124
W8103F



FRANKE PLUS OFFER PRICE
No further discounts apply

Matt Black
£107
W6709F

FKRIOS(**)-J

Krios J Spout

- 391mm high
- 216mm spout reach
- 60mm base diameter
- Suitable for low pressure - yes
- (CH) Chrome, (SS) Décor Steel, (BR) Brass or (MBK) Matt Black

Chrome
£295

W19202F

Décor Steel
£317

W20608F

Brass / Matt Black
£350

W22808F



Chrome



Décor Steel



Brass



Matt Black

FOLDONI/BR

Orlando Tap

- 324mm high
- 189mm spout reach
- 48mm base diameter
- Suitable for low pressure - no
- Available in Polished Nickel, or Brass

Polished Nickel
£365

W23705F

Brass
£372

W24207F



Polished Nickel



Brass

FECH/SS/BR/MBK

Eiger Tap

- 380mm high
- 230mm spout reach
- 55mm base diameter
- 35mm tap cut-out
- Suitable for low pressure - yes
- Chrome, Décor Steel, Brass or Matt Black



FRANKE PLUS OFFER PRICE

No further discounts apply

Brass **£262** Matt Black **£259**

W16401F

W16205F

37.5

37.5

Chrome **£252** Décor Steel **£275**

W16401F

W17908F



FATHCH/SS/MBK

Athena Tap

- 349mm high
- 194mm spout reach
- 46mm base diameter
- 35mm tap cut-out
- Suitable for low pressure - yes
- Chrome, Décor Steel or Matt Black



PACK DEAL

Décor Steel
£154

W10007F

Chrome **£135** Matt Black **£209**

W8804F

W13607F

The new Franke Mythos appliances

A PLAYGROUND FOR CHEFS OF ALL AGES



Enjoy every part of cooking

The new Mythos appliance family range from Franke is the perfect combination of quality and design. No matter which product you choose, your unique needs for a modern kitchen will be met, creating a satisfying cooking experience.

Find out more: www.franke.co.uk



MAKE IT WONDERFUL

FRANKE

FGLOR(**)-TL Gloriana Classic Twin Lever Tap

- 405mm high
- 216mm spout reach
- 57m base diameter
- Suitable for low pressure - yes
- Twin lever, 100° movement
- Polished Nickel with White levers



(NI) Polished Nickel
with White levers

£405

W26407F



(DS) Décor Steel
with White levers

£405

W26405F



(BR) Brass with
White levers

£500

W32501F

FGLOR(**)-SL Gloriana Classic Single Lever Tap

- 408mm high
- 216mm spout reach
- 50m base diameter
- Suitable for low pressure - no
- Single lever, 100° movement



(NI) Polished Nickel
with White levers

£405

W26402F



(DS) Décor Steel
with White levers

£405

W26404F



(BR) Brass with
White levers

£500

W32509

FGLOR(**)-BL Gloriana Classic Bridge Lever Tap

- 415mm high
- 216mm spout reach
- 48m base diameter
- Suitable for low pressure - yes
- Twin lever, 90° movement



(NI) Polished Nickel
with White levers

£500

W32506F



(DS) Décor Steel
with White levers

£500

W32502



(BR) Brass with
White levers

£550

W35807

FGLORNI-SET Gloriana Classic 3 Part Set Tap

- 365mm high
- 216mm spout reach
- 50m base diameter,
48mm on handles
- Suitable for low pressure - no
- Twin lever, 90° movement



(NI) Polished Nickel
with White levers

£525

W34208F



(DS) Décor Steel
with White levers

£525

W34201F



(BR) Brass with
White levers

£580

W37704

HERITAGE TAPS



Polished Nickel

FOLDONI/BR

Orlando Tap

- 324mm high
- 189mm spout reach
- 48mm base diameter
- Suitable for low pressure - no
- Available in Chrome, Polished Nickel or Brass



Brass

Polished Nickel Brass
£365 **£372**

W23705F W24207F



FCOTSWLDNI/BR

Cotswold Tap

- 300mm high
- 238mm spout reach
- 50mm base diameter
- 35mm tap cut-out
- Suitable for low pressure - yes
- Polished Nickel or Brass

Polished Nickel
£454

W29502F

Brass
£369

W23107F

FRANKE PLUS
OFFER PRICE

37.5

No further discounts apply



FGLORCH/SS/NI/BR

Gloriana Tap

- 366mm high
- 194mm spout reach
- 58mm base diameter
- 35mm tap cut-out
- Suitable for low pressure - yes
- Chrome, Stainless Steel, Polished Nickel or Brass

Chrome
£338

W22008F

Stainless Steel
£380

W24705F

Polished Nickel
£405

W26403F

Brass
£405

W26405F

FPERLA(**)-POR

Perla Pull Out Rinse

- 142mm high
- 60m base diameter
- Compatible with taps in the Franke range



(CH) Chrome
£175

W11405F



(NI) Polished Nickel
£194

W12606F



(DS) Décor Steel
£194

W12602F



(BR) Brass
£215

W14008F

FAUGSD(**)

Augusta Soap Dispenser

- 62mm high
- 91mm spout reach
- 500ml bottle capacity
- Design compatible with all taps in the Franke range



(CH) Chrome
£100

W6503F



(NI) Polished Nickel
£120

W7806F



(DS) Décor Steel
£120

W7803F



(BR) Brass
£135

W8804F

FCENTCH
Centro Top Lever Tap

- 237mm high
- 210mm spout reach
- 50mm base diameter
- 35mm tap cut-out
- Suitable for low pressure - no
- Top lever, 25° movement
- ECO cartridge
- Chrome



Price
£300
 W19503F

FCENTMBK
Centro Top Lever Tap

- 237mm high
- 210mm spout reach
- 50mm base diameter
- 35mm tap cut-out
- Suitable for low pressure - no
- Top lever, 25° movement
- ECO cartridge
- Matt Black



Price
£389
 W25304F

FZELCH-SPR & FZELCH-BKH
Zelus Tap

- 437mm high
- 230mm spout reach
- 45mm base diameter
- Suitable for low pressure - no
- (CH) Chrome or (CH-BKH) Chrome with Black Hose



Chrome **£328** Chrome with Black Hose **£353**
 W21307F W23003F

PHASING OUT Q4

FFCH & SS
Fuji Tap

- 390mm high
- 220mm spout reach
- 60mm base diameter
- 35mm tap cut-out
- Suitable for low pressure - no
- Chrome or Décor Steel



Chrome **£309** Décor Steel **£330**
 W20109F W21505F

FFCH-PO & SS-PO
Fuji Tap Pull-Out Nozzle

- 390mm high
- 230mm spout reach
- 48mm base diameter
- 35mm tap cut-out
- Suitable for low pressure - no
- Chrome or Décor Steel



Chrome **£330** Décor Steel **£353**
 W21502F W23008F

FVALSS
Valais Tap

- 362mm high
- 210mm spout reach
- 55mm base diameter
- 35mm tap cut-out
- Suitable for low pressure - no
- Stainless Steel



Price
£289
 W18805F

STANDARD TAPS

FORBCH
Orbit Top Lever Tap

- 172mm high
- 225mm spout reach
- 46mm base diameter
- Suitable for low pressure - no
- Top lever, 25° movement
- Chrome



Price
£215
W14004F

D2000CH & SS
Davos Tap

- 257mm high
- 224mm spout reach
- 55mm base diameter
- 35mm tap cut-out
- Suitable for low pressure - yes
- Chrome or Décor Steel



Chrome **£188** Décor Steel **£231**
W12203F W15001F

FHESTCH-J & SS-J
Hestia J Spout Tap

- 358mm high
- 181mm spout reach
- 45mm base diameter
- Suitable for low pressure - no
- Chrome and Décor Steel



Chrome **£161** Décor Steel **£181**
W10506F W11805F

PACK DEAL

D2000JCH & SS
Davos 'J' Tap

- 398mm high
- 216mm spout reach
- 55mm base diameter
- 35mm tap cut-out
- Suitable for low pressure - yes
- Chrome or Décor Steel



Chrome **£188** Décor Steel **£231**
W12208F W15006F



RFCH
Rotaflow Tap

- 335mm high
- 197mm spout reach
- 45mm base diameter
- 35mm tap cut-out
- Suitable for low pressure - yes
- Chrome



Chrome **£151**
W9803F



FZURCH & SS
Zurich Tap

- 275mm high
- 210mm spout reach
- 45mm base diameter
- 35mm tap cut-out
- Suitable for low pressure - yes
- Chrome or Décor Steel



Chrome **£135** Décor Steel **£154**
W8803F W10001F



PACK DEAL



SLIM50
Slimline Waste Disposal Unit

- Continuous feed
- 1/2 HP motor
- 2600 RPM
- 10 year warranty
- Built in chrome air switch
- Dimensions 361mm x 160mm

Price
£310
W20205F

NB the existing Decor Steel Air Switch Button and Extended Flange for Ceramic Sinks are compatible with the new range



SLIM75
Slimline Waste Disposal Unit

- Continuous feed
- 3/4 HP motor
- 2700 RPM
- 10 year warranty
- Built in chrome air switch
- Dimensions 386mm x 160mm

Price
£390
W24407F

FRANKE PLUS
OFFER PRICE

37.5

No further discounts apply

NB the existing Decor Steel Air Switch Button and Extended Flange for Ceramic Sinks are compatible with the new range



SLIM100
Slimline Waste Disposal Unit

- Continuous feed
- 1 HP motor
- 2750 RPM
- 10 year warranty
- Built in chrome air switch
- Dimensions 386mm x 160mm

Price
£434
W27108F

FRANKE PLUS
OFFER PRICE

37.5

No further discounts apply

NB the existing Decor Steel Air Switch Button and Extended Flange for Ceramic Sinks are compatible with the new range



SLIM125
Slimline Waste Disposal Unit

- Continuous feed
- 1 1/4 HP motor
- 2800 RPM
- 10 year warranty
- Built in chrome air switch
- Dimensions 386mm x 160mm

Price
£483
W31405F

NB the existing Decor Steel Air Switch Button and Extended Flange for Ceramic Sinks are compatible with the new range

It all
comes

TOGETHER WITH ALL IN

Great meals, no interruptions

Transforming your sink into a stylish and playful workstation, All-In is the flexible food preparation system designed to bring more flow to your kitchen and life.

Well-equipped and intuitive, this modular accessory system that fits any sink* has all you need to prepare meals with ease; saving you time and space and allowing you to shift seamlessly between different tasks.

So, for great meals with no interruptions, it all comes together with All-In.

*Up to 540mm



FRANKE

ALL-IN ACCESSORIES

PERFECTLY ADAPTABLE TO ANY SINK UP TO 54cm

Develops the Box Center concept of the sink as food preparation centre, not just for pot washing. Optimises use of space in the kitchen and offers a home solution.



1 PREPARE



2 COOK



3 CLEAN



4 TIDY UP



01/10/2024

All Accessory Packs are compatible with: Studio STX, Maris MRX, Maris MRG, Neptune NEX, Galassia GAX, Argos AGX, Urban UBG, Centro CNG, Basis BFG, Antea AZG, Largo LAX and Ariane ARX.


	Telescopic Bridge	Small Sanitized Collector Bowl with Bamboo Lid	Small Strainer Bowl Sanitized	Large Strainer Bowl Sanitized	Bamboo Chopping Board	Silicone Foldable Pad	Storage Box
FRACCSET1 All-In Set 1 Price £81 W5301F							
FRACCSET2 All-In Set 2 Price £74 W4604F FRANKE PLUS OFFER PRICE 37.5							
FRACCSET3 All-In Set 3 Price £105 W6602F FRANKE PLUS OFFER PRICE 37.5							
FRACCSET4 All-In Set 4 Price £135 W8806F							
FRACCSET5 All-In Set 5 Price £171 W11101F							

ACCESSORIES & SORTERS

FTBRACE

Tap Brace

- Connects tap to the worktop for extra support
- Variable collar fits any model of tap
- Can be used on any Stainless Steel inset sink



Price
£16

W1102F

Rollamats

FRMMYX

Rollamat that fits MYX Sinks

FRM30

Rollamat 30

- 298 x 410mm

FRM36

Rollamat 36

- 361 x 330mm

FRM40

Rollamat 40

- 400 x 400mm

FRM42

Rollamat 42

- 468 x 420mm

FRM44

Rollamat 44

- 468 x 440mm



Price
£80

W5201F

FIWB12

Inset Waste Bin

- Inset stainless steel system
- 12 litre polyethylene container
- Cover keeps odours sealed inside



Price

£282

W18408F

FFWB12 Flush Fit Waste bin also available **£282** W18402F

SORTER 300

Duo Waste Sorters

- Cabinet width 450 or 600mm
- Fits standard door cabinets
- 2 x 22L bins



SORTER 300-45 DUO

£300

W19509F



SORTER 300-60 DUO

£312

W20308F

SORTER 300

Trio Waste Sorters

- Cabinet width 450 or 600mm
- Fits standard door cabinets
- 1 x 22L and 2 x 10L bins



SORTER 300-45 TRIO

£312

W20307F



SORTER 300-60 TRIO

£324

W21107F

SIPHON1

Franke Single Bowl Plumbing Kit

- Grey



Price
£23

W1505F

SIPHON2

Franke Double Bowl Plumbing Kit

- Grey



Price
£33

W2109F

SSK1

McAlpine Single Bowl Plumbing Kit

- White




Price
£21

W1403M

SSK2

McAlpine Double Bowl Plumbing Kit

- White



Price
£32

W2108M

SSK3

McAlpine Triple Bowl Plumbing Kit

- White




Price
£35

W2308M

FLEXKIT1

McAlpine Adjustable Plumbing Kit

- White



Price
£62

W4108M

Ideal for adjustable height sinks





SEE LAUNDRY BASKETS
IN **SPACEWORKS+**



THE KITCHEN & THE BEDROOM BROCHURES NOW AVAILABLE



UTILITY ROOM

Create a seamless feel throughout your utility room with dedicated zones for your laundry and appliance storage. A go to kitchen solution for modern families, the space saving options ensure everything is organised in its place for easy ergonomic access.

CROWN-IMPERIAL.CO.UK

KITCHEN
BEDROOM
LIVING



TO SEE ALL OF THESE PRODUCTS... VISIT CROWN IN DAVENTRY

0171071024



The Carron Phoenix range 2024



01/10/2024

Atoll 150 with Sift Filter tap



CARRON
PHOENIX



PACKS

**STAINLESS STEEL
INSET SINKS**

**STAINLESS STEEL
UNDERMOUNTS**

**GRANITE
INSET SINKS**

**GRANITE
UNDERMOUNTS**

CERAMICS

FILTER TAPS

TAPS

**WASTE DISPOSERS
& BINS**

WATERLINE SALES HOTLINE 03330 149 149 - sales@waterline.co.uk

MAIN CONTENTS

MANUFACTURER BROCHURE

ONDA90 PACK
Onda 90 Single Bowl Sink & Tap Pack



Pack Price
£116
W7004C

WILL BE REPLACED BY LOMOND 90

RAP90 PACK
Rapid 90 Single Bowl Sink & Tap Pack

- Stainless steel



Pack Price
£183
W11002C

ONDA150 PACK
Onda 150 1.5 Bowl Sink & Tap Pack



Pack Price
£139
W8301C

WILL BE REPLACED BY LOMOND 150

RAP150 PACK
Rapid 150 1.5 Bowl Sink & Tap Pack

- Stainless steel



Pack Price
£201
W12102C

DEBUT100 PACK
Debut 100 Single Bowl Granite Sink & Tap Pack

- Polar White, Champagne, Stone Grey or Onyx



Pack Price
£278
W16706C



DEBUT150 PACK
Debut 150 1.5 Bowl Granite Sink & Tap Pack

- Polar White, Champagne, Stone Grey or Onyx



Pack Price
£302
W18102C



SIENNA100 PACK
Sienna 100 Single Bowl Sink & Tap Pack



Pack Price
£265
W15906C

SIENNA150 PACK
Sienna 150 1.5 Bowl Sink & Tap Pack



Pack Price
£275
W16503C

TAP UPGRADES - PRICES STARTING FROM

CZENOCH
Zeno Tap Upgrade



Chrome
£0
W007C



2T0880
Aztec Tap Upgrade



Chrome
£0
W005C



2T1048
Henley Tap Upgrade



Chrome
£35
W2108C



2T0876
Alba Tap Upgrade



Chrome
£43
W2603C

Brushed Nickel
£48
W2903C



VALUE DEALS

PACK PRICES INCLUDE EITHER THE PURA OR AZTEC TAPS IN CHROME. SEE BELOW FOR AVAILABLE UPGRADES AND PRICES. PLEASE QUOTE PACK ON YOUR ORDER TO ENSURE SAVINGS ARE APPLIED.

NO FURTHER DISCOUNTS APPLY

ZETA05U PACK

Zeta Undermount Sink & Tap Pack



Pack Price
£140

W8402C

ZETA15U PACK

Zeta 1.5 Bowl Undermount Sink & Tap Pack



Pack Price
£215

W12901C

HAVEN90 PACK

Haven 90 Single Bowl Granite Undermount Sink & Tap Pack

• Matt Black, Polar White, Stone Grey or Coffee



Pack Price
£396

W23804C



HAVEN150-16LSB/RSB PACK

Haven 150 1.5 Bowl Granite Undermount Sink & Tap Pack

• Matt Black, Polar White, Stone Grey or Coffee



Pack Price
£500

W30006C

Please specify left or right hand small bowl



LINEA2A1100/230/2A1101

Waste Sorter Bin

- Cabinet width 300
- Fits standard door cabinets
- LINEA2A1100 - 1 x 30L bin
- LINEA230 - 2 x 15L bins
- LINEA2A1101 - 3 x 10L bins



OFFER PRICE

Price
£77

W4605C

LINEA332/2A1102

Waste Sorter Bins

- Cabinet width 600
- Fits standard door cabinets
- LINEA332 - 1 x 16L bin, 2 x 8L bins
- LINEA2A1102 - 1 x 30L bin, 2 x 15L bins



OFFER PRICE

LINEA332
Price
£96

W5807C

LINEA2A1102
Price
£160

W9601C

CE-50

Elite Waste Disposer Unit

- Reversible
- 1/2 horse power
- Dimensions 354mm x 132mm
- 3 year warranty



OFFER PRICE

Price
£159

W9502C

CE-75

Elite Waste Disposer Unit

- Reversible
- 3/4 horse power
- Dimensions 388mm x 220mm
- 10 year warranty



OFFER PRICE

Price
£277

W16603C

TAP UPGRADES - PRICES STARTING FROM

CWINCH

Windsor Tap Upgrade



Chrome with White Handles
£52

W3102C

2T0947/2T1030

Reno Tap Upgrade



2T0947 Chrome
2T1030 Jet Black
£69

W4207C



CROSOCH/MBK-J

Rosolina J-Spout Tap Upgrade



Chrome
£86

W5206C


Matt Black
£103

W6201C

DEBUT100

Debut 100 Single Bowl Granite Sink

- Overall size: 780 x 500mm
- Bowl size: 340 x 420 x 200mm
- Cabinet width: 500mm
- Waste & overflow included
- Reversible
- Polar White, Champagne, Stone Grey or Onyx



Price
£377

W24509C



2A0462
Wire Basket
£34 W2203C

DEBUT105

Debut 105 Single Bowl Granite Sink

- Overall size: 970 x 500mm
- Bowl size: 450 x 420 x 200mm
- Cabinet size: min. 600mm
- Waste and overflow included
- Reversible
- Polar White, Stone Grey or Onyx



Price
£392

W25505C

DEBUT150

Debut 150 1.5 Bowl Granite Sink

- Overall size: 970 x 500mm
- Bowl sizes: 340 x 420 x 200mm
150 x 290 x 100mm
- Cabinet width: 600mm
- Waste & overflow included
- Reversible
- Polar White, Champagne, Stone Grey or Onyx



Price
£404

W26308C



DE15ACP Accessory pack
Wire Basket & Strainer Bowl
£78 W5101C

JAN100

Janus 100 Single Bowl Synthetic Sink

- Reversible
- Overall size: 970 x 500mm
- Bowl size: 450 x 420 x 200
- Cut-out size: 950 x 480
- Cabinet size: 600mm
- Waste included
- Arctic White or Graphite



Tap not included

Price
£186

W12108C

JAN150

Janus 150 1.5 Bowl Synthetic Sink

- Reversible
- Overall size: 970 x 500mm
- Bowl size: 340 x 420 x 200
150 x 290 x 100
- Cut-out size: 950 x 480
- Cabinet size: 600mm
- Waste included
- Arctic White or Graphite



Tap not included

Price
£210

W13707C

GRANITE SINKS

HAVEN90

Haven 90 Single Bowl Granite Undermount Sink

- Overall size: 403 x 433mm
- Bowl size: 370 x 400 x 200mm
- Cut out size: 370 x 400mm CR=20
- Cabinet width: 450mm
- Matt Black, Polar White, Stone Grey or Coffee



Price
£344

W22401C

Tap not included

HAVEN100

Haven 100 Single Bowl Granite Undermount Sink

- Overall size: 553 x 433mm
- Bowl size: 520 x 400 x 200mm
- Cut out size: 520 x 400mm CR=20
- Cabinet width: 600mm
- Matt Black, Polar White, Stone Grey or Coffee



Price
£387

W25203C

Tap not included

HAVEN150-16LSB/RSB

Haven 150 1.5 Bowl Granite Undermount Sink

- Overall size: 553 x 433mm
- Bowl sizes: 340 x 400 x 200mm
150 x 400 x 150mm
- Cut out size: 520 x 400mm CR=20
- Cabinet width: 600mm
- Right hand small bowl
- Matt Black, Polar White, Stone Grey or Coffee



Price
£430

W27909C

Tap not included

BLG05

Bali 105 Single Bowl Granite Sink

- Overall size: 970 x 500mm
- Bowl size: 460 x 390 x 190mm
- Cabinet width: 600mm
- Revolution waste included
- Reversible
- Polar White, Stone Grey, or Onyx



Tap not included

Price
£447

W29108C

BLG15

Bali 150 1.5 Bowl Granite Sink

- Overall size: 970 x 500mm
- Bowl sizes: 350 x 390 x 190mm
160 x 320 x 120mm
- Cabinet width: 600mm
- Revolution waste included
- Reversible
- Polar White, Stone Grey, or Onyx



Tap not included

Price
£487

W31702C

BA15ACC Accessory pack
Wire Basket & Strainer Bowl
£76 W5002C

ONDA90 Onda 90 Single Bowl Sink

- Reversible
- Overall size: 860 x 500mm
- Bowl size: 345 x 395 x 160mm
- Cut-out size: 840 x 480mm cr = 10mm
- Cabinet size: 500mm
- Waste included
- Stainless Steel



Price
£121

W7905C

**PHASING OUT
QUARTER 4**

Tap not included

**PACK
DEAL**

ONDA100 Onda 100 Single Bowl Sink

- Reversible
- Overall size: 1000 x 500mm
- Bowl size: 450 x 395 x 160mm
- Cut-out size: 980 x 480mm cr = 10mm
- Cabinet size: 600mm
- Waste included
- Stainless Steel



Price
£137

W8908C

**PHASING OUT
QUARTER 4**

Tap not included

**PACK
DEAL**

ONDA150 Onda 150 1.5 Bowl Sink

- Reversible
- Overall size: 1000 x 500mm
- Bowl sizes: 345 x 395 x 160mm
170 x 320 x 80mm
- Cut-out size: 980 x 480mm cr = 10mm
- Cabinet size: 600mm
- Waste included
- Stainless Steel



Price
£161

W10501C

**PHASING OUT
QUARTER 4**

Tap not included

**PACK
DEAL**

LOM90REV Lomond 90 Single Bowl Sink

- Reversible
- Overall size: 860 x 500mm
- Bowl size: 340 x 420 x 160mm
- Cut-out size: 840 x 480mm cr = 8mm
- Cabinet size: 450mm
- Waste included
- Stainless Steel



Price
£121

W7905C

**WILL REPLACE
ONDA 90**

Tap not included

NEW

LOM100REV Lomond 100 Single Bowl Sink

- Reversible
- Overall size: 1000 x 500mm
- Bowl size: 480 x 420 x 160mm
- Cut-out size: 980 x 480mm cr = 8mm
- Cabinet size: 600mm
- Waste included
- Stainless Steel



Price
£137

W8908C

**WILL REPLACE
ONDA 100**

Tap not included

NEW

LOM150REV Lomond 150 1.5 Bowl Sink

- Reversible
- Overall size: 1000 x 500mm
- Bowl sizes: 340 x 420 x 160mm
170 x 280 x 90mm
- Cut-out size: 980 x 480mm cr = 8mm
- Cabinet size: 600mm
- Waste included
- Stainless Steel



Price
£161

W10501C

**WILL REPLACE
ONDA 150**

Tap not included

NEW

RAP90 Rapid 90 Single Bowl Sink

- Overall size: 860 x 500mm
- Bowl size: 410 x 400 x 190mm
- Cut-out size: 840 x 480mm
- Cabinet width: 500mm
- Waste & overflow included
- Stainless steel



Price
£169

W11007C

Tap not included

**PACK
DEAL**

RAP150 Rapid 150 1.5 Bowl Sink

- Overall size: 1000 x 500mm
- Bowl size: 410 x 400 x 190mm
160 x 300 x 120mm
- Cut-out size: 980 x 480mm
- Cabinet width: 600mm
- Waste & overflow included
- Stainless steel



Price
£239

W15608C

Tap not included

**PACK
DEAL**

ZETA90 Zeta 90 Single Bowl Sink

- Reversible
- Overall size: 940 x 510mm
- Bowl size: 360 x 420 x 180mm
- Cut-out size: 924 x 494mm
- Cabinet size: 500mm
- Waste included



Stainless Steel

£246

W16009C

Tap not included

ZETA100 Zeta 100 Single Bowl Sink

- Reversible
- Overall size: 1030 x 510mm
- Bowl size: 450 x 420 x 180mm
- Cut-out size: 1014 x 494mm
- Cabinet size: 600mm
- Waste included



Stainless Steel

£261

W17005C

Tap not included

ZETA150 Zeta 150 1.5 Bowl Sink

- Reversible
- Overall size: 1030 x 510mm
- Bowl sizes: 360 x 420 x 180mm
170 x 320 x 130mm
- Cut-out size: 1014 x 494mm
- Cabinet size: 600mm
- Waste included



Stainless Steel

£367

W23904C

Tap not included

STAINLESS STEEL SINKS

ATOLL90L/R

Atoll 90 Slim-Top Single Bowl Sink

- Overall size: 860 x 480mm
- Bowl size: 420 x 415 x 200mm
- Cut-out size: 837 x 457mm cr = 5-25mm
- Cabinet size: 600mm
- Waste included
- Left or right handed
- Brushed Steel



Price
£213

W13904C

Tap not included

ATOLL150L/R

Atoll 150 Slim-Top 1.5 Bowl Sink

- Overall size: 1000 x 480mm
- Bowl sizes: 360 x 415 x 180mm
170 x 320 x 130mm
- Cut-out size: 977 x 457mm cr = 5-25mm
- Cabinet size: 600mm
- Waste included
- Left or right handed
- Brushed Steel



Price
£266

W17307C

Tap not included

MA90LH/RH

Maui 90 Single Bowl Sink

- Overall size: 900 x 500mm
- Bowl size: 370 x 400 x 200mm
- Cabinet width: 500mm
- Revolution waste included
- Left or right handed
- Stainless steel



Price
£264

W17203C

Tap not included

MA150LH/RH

Maui 150 1.5 Bowl Sink

- Overall size: 1030 x 500mm
- Bowl sizes: 370 x 400 x 200mm
160 x 360 x 130mm
- Cabinet width: 600mm
- Revolution waste included
- Left or right handed
- Stainless steel



Price
£360

W23403C

Tap not included

ADEL100

Adelphi 100 Single Bowl Sink

- Overall size: 940 x 510mm
- Bowl size: 360 x 420 x 200mm
- Cabinet width: 500
- Revolution waste included
- Reversible
- Stainless Steel



Price
£319

W20704C

ADEL150

Adelphi 150 1.5 Bowl Sink

- Overall size: 1030 x 510mm
- Bowl sizes: 360 x 420 x 200mm
170 x 320 x 130mm
- Cabinet width: 600mm
- Revolution waste included
- Reversible
- Stainless Steel



Price
£384

W25001C

IBIS100L/R

Ibis 100 Single Bowl Sink

- Overall size: 1030 x 510mm
- Bowl size: 450 x 420 x 200mm
- Cabinet width: 600mm
- Revolution waste included
- Left or right handed
- Stainless steel



Price
£364

W23603C

Tap not included

IBIS150L/R

Ibis 150 1.5 Bowl Sink

- Overall size: 1030 x 510mm
- Bowl sizes: 360 x 420 x 200mm
170 x 320 x 130mm
- Cabinet width: 600mm
- Revolution waste included
- Left or right handed
- Stainless steel



Price
£442

W28802C

Tap not included

IBIS100U

Ibis 100 Single Bowl Undermount Sink

- Overall size: 400 x 460mm
- Bowl size: 360 x 420 x 200mm
- Cabinet size: min. 400mm
- Revolution waste included
- Stainless steel



Price
£224

W14603C

ZETA05U/ZETA50U

Zeta Undermounts Sinks

- Bowl sizes:
- 50: 170 x 320 x 130mm
- 105: 450 x 420 x 200mm
- Cut-out size: Use template
- Cabinet sizes: 50: 300mm
- 105: 500mm
- Combined: 800mm



Tap not included

PACK DEAL

ZETA05U
£295

W19204C

ZETA50U
£199

W13008C

CL400SS

Carisma 400 Sink

- Overall size: 435 x 435mm
- Bowl size 379 x 170mm
- Cut-out size: 415 diameter
- Cabinet size: 450mm
- Waste included
- Can be inset or undermounted
- Stainless Steel



Whilst Stocks Last
CL401 Inset only Drainer
£99 W6502C



Carisma 400
£170

W11106C

CA400AC Accessory
pack Wire Basket
£59 W3801C

IBIS150UL/R

Ibis 150 1.5 Bowl Undermount Sink

- Overall size: 600 x 465mm
- Bowl sizes: 360 x 420 x 180mm
- 170 x 320 x 130mm
- Cabinet size: min. 600mm
- Revolution waste included
- Left or right handed
- Stainless steel



Price
£372

W24208C

ZETA15U

Zeta 1.5 Bowl Undermount Sink

- Reversible
- Bowl sizes:
- 360 x 420 x 180mm
- 170 x 320 x 130mm
- Cut-out size: Use template
- Cabinet size: 600mm



Tap not included

PACK DEAL

Price
£347

W22608C

DECA150SSL/R

Deca 150 1.5 Bowl Sink

- Overall size: 590 x 460mm
- Bowl sizes: 357.5 x 410 x 200mm
- 157.5 x 410 x 140mm
- Cabinet width: 600mm
- Revolution waste included
- Left or right hand small bowl
- Stainless Steel



Price
£687

W44708C

DECA100SS

Deca 100 Single Bowl Sink

- Overall size: 410 x 460mm
- Bowl size: 360 x 410 x 200mm
- Cabinet width: 500mm
- Waste & overflow included
- Stainless steel



Price
£456

W29606C

Tap not included

DECAXLSS

Deca XL Single Bowl Sink

- Overall size: 725 x 450mm
- Bowl size: 685 x 410 x 200mm
- Cabinet width: 800mm
- Revolution waste included
- Stainless Steel



Price
£513

W33305C

DECA105SS

Deca 105 Single Bowl Sink

- Overall size: 560 x 460mm
- Bowl size: 510 x 410 x 200mm
- Cabinet width: 600mm
- Revolution waste included
- Stainless Steel



Price
£491

W31908C

DE105AC Wire Basket
for DECA105 **£51** W3302C

CERAMIC SINKS

SIENNA100

Sienna 100 Single Bowl Ceramic Sink

- Overall size: 1015 x 525mm*
- Bowl size: 460 x 420 x 210mm*
- Cabinet width: 600mm
- Reversible
- *Dimensional tolerance of +/-2%



Price
£320

W20803C

Tap not included



SIENNA150

Sienna 150 1.5 Bowl Sink

- Overall size: 1010 x 525mm*
- Bowl sizes: 330 x 420 x 210mm*
165 x 280 x 120mm*
- Cabinet width: 600mm
- Reversible
- *Dimensional tolerance of +/-2%



Price
£330

W21403C

Tap not included



CFC150W

Shonelle 150 1.5 Bowl Ceramic Sink

- Reversible
- Overall size: 1010 x 510mm*
- Bowl sizes: 360 x 420 x 220mm*
130 x 260 x 120mm*
- Cut-out size: use template
- Cabinet size: 600mm
- Waste included
- *Dimensional tolerance of +/-2%



Price
£362

W23605C

Tap not included

CARLOW105W

Carlow 105 Undermount Single Bowl Sink

- Overall size: 545 x 440mm*
- Bowl size: 492 x 388 x 176mm* (external 200mm)*
- Cabinet width: 600mm
- Revolution waste included
- *Dimensional tolerance of +/-2%



Gloss White
£325

W21208C

Tap not included

CARLOW150W

Carlow 150 Undermount 1.5 Bowl Sink

- Overall size: 490 x 440mm*
- Bowl sizes: 332 x 386 x 176mm* (external 200mm)*
144 x 274 x 120mm*
- Cabinet width: 600mm
- *Dimensional tolerance of +/-2%



Gloss White
£431

W28102C

2A0462
Wire Basket
£32 W2203C

WATERFORD50/100

Waterford 50 & 100 Ceramic Sink

- Overall sizes:
Waterford 50: 250 x 475 x 155mm*
Waterford 100: 450 x 475 x 200mm*
- Cabinet width:
Waterford 50: 300mm
Waterford 100: 500mm
- Cut out size template using sink
- Inset or undermount
- *Dimensional tolerance of +/-2%



WATERFORD50
£264

W17206C

WATERFORD100
£290

W18902C

CBS100

Belfast 100 Single Bowl Ceramic Sink

- Overall size: 595 x 475 x 220mm*
- Bowl size: 550 x 420 x 200mm*
- Cabinet width: 600mm
- Waste & overflow included
- *Dimensional tolerance of +/-2%



Gloss White
£349

W22703C

CBC110

Belfast 110 Single Bowl Ceramic Sink

- Overall size: 595 x 455 x 250mm*
- Bowl size: 525 x 385 x 215mm*
- Cabinet width: 600mm
- Waste & overflow included
- Not suitable for waste disposal units
- *Dimensional tolerance of +/-2%



Gloss White
£279

W18106C

CBS200

Belfast 200 Ceramic 2 Bowl Sink

- Overall size: 800 x 490 x 220mm*
- Bowl sizes: 365 x 450 x 200mm*
365 x 450 x 200mm*
- Cabinet width: 800mm
- Waste & overflow included
- *Dimensional tolerance of +/-2%



Gloss White
£455

W29601C



CZENOCH
Zeno Tap

- 115mm high
- Spout reach 214mm
- 0.2 - 1.2 bar pressure
- Chrome

Price **£74**

W4801C





2T0880
Aztec Tap

- 245mm high
- Spout reach 230mm
- 0.2 - 0.5 bar pressure
- Chrome

Price **£112**

W7302C





2T1048
Henley Tap

- 363mm high
- Spout reach 194mm
- 0.5 - 1.2 bar pressure
- Chrome

Price **£173**

W11301C





2T0823/47
Opus Tap

- 300mm high
- Spout reach 160mm
- 0.2 - 0.5 bar pressure
- Chrome or Brushed Nickel

2T0823 Chrome **£174**
W11301C

2T0847 B/Nickel **£217**
W14209C




2T1049/CSAVOYMBK
Savoy Tap

- 384mm high
- Spout reach 219mm
- 0.5 - 1.2 bar pressure
- Chrome or Matt Black

2T1049 Chrome **£146**
W9501C

CSAVOYMBK Matt Black **£171**
W11207C




CSAVOYBR
Savoy Tap

- 384mm high
- Spout reach 219mm
- 0.5 - 1.2 bar pressure
- Brass

Price **£281**

W18309C




2T0876/2T0995
Alba Tap

- 350mm high
- Spout reach 190mm
- 0.2 - 0.5 bar pressure
- Chrome or Brushed Nickel

2T0876 Chrome **£200**
W13006C

2T0995 B/Nic **£218**
W14205C





CWINCH
Windsor Tap

- 343mm high
- Spout reach 194mm
- 0.2 - 0.5 bar pressure
- Chrome with white handles

Price **£225**

W14703C





CWINBR
Windsor Tap

- 343mm high
- Spout reach 194mm
- 0.2 - 0.5 bar pressure
- Brass with white handles

Price **£293**

W19103C




2T0983
Barra Tap

- 365mm high
- Spout reach 180mm
- 0.5 - 1.2 bar pressure
- Chrome

Price **£279**

W18204C





2T0947

Reno Tap

- 257mm high
- Spout reach 181mm
- 0.5 - 1.2 bar pressure
- Chrome



Price
£246

W16006C



2T1030

Reno Tap

- 257mm high
- Spout reach 181mm
- 0.5 - 1.2 bar pressure
- Jet Black



Price
£253

W16503C



Chrome



Brass



Matt Black

CROSOCH/BR/MBK-J

Rosolina J-Spout Tap

- 356mm high
- Spout reach 215mm
- 0.5 - 1.2 bar pressure

Chrome
£276
W17906C

CROSOCH/BR/MBK-L

Rosolina L-Spout Tap

- 282mm high
- Spout reach 212mm
- 0.5 - 1.2 bar pressure

Brass
£359
W23303C

Matt Black
£302
W19604C



2T0905/06

Dante Tap

- 390mm high
- Spout reach 220mm
- 0.2 - 0.5 bar pressure
- Chrome or Brushed Nickel

2T0905 Chrome
£255
W16602C

2T0906 B/Nickel
£267
W17407C



2T1038

Dante Pro Pull Out Nozzle Tap

- 538mm high
- Spout reach 188mm
- 0.5 - 1.2 bar pressure
- Chrome

Price
£317
W20601C



ZTK0007

Dante Tri-Pure Filter Tap

- 390mm high
- Spout reach 220mm
- Triple flow
- 0.5 - 1.2 bar pressure
- Chrome

Price
£493

W32007C



CDANNRCH

Dante Pull Out Tap

- 477mm high
- Spout reach 195mm
- 0.5 - 1.2 bar pressure
- Chrome with a Black hose

Price
£317

W20609C



CSIFTCH

Sift Filtered Tap

- 397mm high
- Spout reach 216mm
- 0.5 - 1.2 bar pressure
- Limescale reduction filter, improving the taste of water
- Chrome

Price
£308

W20107C

01/10/2024

35



CE-50 Elite Waste Disposer Unit

- Reversible
- 1/2 horse power
- Dimensions 354mm x 132mm
- 3 year warranty

Price
£159
W9502C



CE-75 Elite Waste Disposer Unit

- Reversible
- 3/4 horse power
- Dimensions 388mm x 220mm
- 10 year warranty

Price
£277
W16603C



- ### 2A1100 Linea 130 Waste Bin
- 1 x 30 litre bin
 - Manual pull out operation
 - Dimensions: 423h x 253w x 467d (mm)
 - Cabinet width: 300mm

Price
£77
W4605C



- ### LINEA230 Linea 230 Waste Bin
- 2 x 15 litre bins
 - Manual pull out operation
 - Dimensions: 423h x 253w x 467d (mm)
 - Cabinet width: 300mm

Price
£77
W4601C



- ### 2A1101 Linea 330 Waste Bin
- 3 x 10 litre bins
 - Manual pull out operation
 - Dimensions: 423h x 253w x 467d (mm)
 - Cabinet width: 300mm

Price
£77
W4607C



- ### LINEA332 Linea 332 Waste Bin
- 1 x 16L bin, 2 x 8L bins
 - Manual pull out operation
 - Dimensions: 340h x 438w x 330d (mm)
 - Cabinet width: 500mm

Price
£96
W5807C



- ### 2A1102 Linea 360 Waste Bin
- 1 x 30 litre & 2 x 15 litre bins
 - Manual pull out operation
 - Dimensions: 423h x 506w x 467d (mm)
 - Cabinet width: 600mm

Price
£160
W9601C



CBRACE Tap Brace

Tap Immobilizing System/ Recommended for large or heavy taps, the tap immobilizing system is designed to eliminate tap flexing and is installed under the sink, connecting the tap to the underside of the work surface.

Price
£17
W1102C



COMP
SOFT
GROUP

PERFECT PARTNERS

Waterline, Winner Design & EQ Professional

W

+

EQ

Design | Price | Order

- Exceptional user friendliness
- Breathtaking graphics
- Crown furniture catalogues - true 3D representation
- Waterline - extensive Blue Book 3D model library including Kitchen Aid, Samsung and many more
- Market leader in kbb business management and web solutions
- Component-based pricing
- Automatically suggests Blue Book promotions
- Electronic ordering via Waterline portal

COMP
SOFT
GROUP

Call our sales team on: 01509 611 677

compusoftgroup.com



01/10/2024

FREE essentials dishwasher
when you buy a LIFESTYLE kitchen*

essentials LIFESTYLE

*Terms and conditions: Receive a FREE Essentials dishwasher on qualifying orders over £1,999 (retail including VAT) of Crown LifeStyle kitchen furniture, based on current retail pricing at time of ordering. Promotions ends Saturday 30th November 2024. Dishwasher supplied may be an equivalent to the models shown. We reserve the right to withdraw the promotion at any time.

essentials

EQUAD102 full details shown on page 308



PACKS

STAINLESS STEEL
SINKS

PAINTED
(CTC) SINKS

GRANITE
SINKS

CERAMICS

HOT TAPS

QUILT TAPS

TAPS

PVD
COLOURED SINKS

COLOURED TAPS

COLOURED
WASTES

ACCESSORIES

WATERLINE SALES HOTLINE 03330 149 149 - sales@waterline.co.uk

MAIN CONTENTS

MANUFACTURER BROCHURE

01/10/2024

ESS100-75 PACK
Compact Single Sink & Tap Pack



Prices From
£92

W5501E



Includes
ESSCLAS75
Chrome Tap



ESS100L-75 PACK
Single Bowl Sink & Tap Pack



Prices From
£99

W5908E



Includes
ESSCLAS75
Chrome Tap



ESS150-75 PACK
1.5 Bowl Sink & Tap Pack



Prices From
£105

W6306E



Includes
ESSCLAS75
Chrome Tap



ESS9651-75 PACK
Single Bowl Sink & Tap Pack



Prices From
£99

W5901E



Includes
ESSCLAS75
Chrome Tap



ESSUM4801-75 PACK
U/mount Large Bowl Sink & Tap Pack



Prices From
£127

W7603E



Includes
ESSCLAS75
Chrome Tap



E25UM4801-75 PACK
U/mount Large Bowl Sink & Tap Pack



Prices From
£209

W12501E



Includes
ESSCLAS75
Chrome Tap



ESS9652-75 PACK
1.5 Bowl Sink & Tap Pack



Prices From
£105

W6301E



Includes
ESSCLAS75
Chrome Tap



ESSUM2REV-75 PACK
Undermount 1.5 Bowl Sink & Tap Pack



Prices From
£155

W9309E



Includes
ESSCLAS75
Chrome Tap



E25UM2L/R-75 PACK
Undermount 1.5 Bowl Sink & Tap Pack



Prices From
£269

W16101E



Includes
ESSCLAS75
Chrome Tap



ELIN10001GM/WH/BK/GR/CO/CH-75 PACK
Linear Large Single Bowl Granite Sink & Tap Pack



Available in Gunmetal Grey, Granite White, Granite Black, Granite Graphite Grey, Granite Coffee or Granite Champagne

Prices From
£239

W14302E



Includes
ESSCLAS75
Chrome Tap



ELIN10002GM/WH/BK/GR/CO/CH-75 PACK
Linear 1.5 Bowl Granite Sink & Tap Pack



Available in Gunmetal Grey, Granite White, Granite Black, Granite Graphite Grey, Granite Coffee or Granite Champagne

Prices From
£249

W14907E



Includes
ESSCLAS75
Chrome Tap




ECUB500BK/WH/GM/GR/ST/BL/FO-75 PACK
Cube Granite Inset / Undermount Single Bowl Sink & Tap Pack



Available in Black, White, Gunmetal Grey, Graphite Grey Stone, Blue or Fossil

Prices From
£225

W13504E



Includes
ESSCLAS75
Chrome Tap



ECUB150BK/WH/GM/GR/ST/BL/FO-75 PACK
Cube Granite Inset / Undermount 1.5 Bowl Sink & Tap Pack



Available in Black, White, Gunmetal Grey, Graphite Grey Stone, Blue or Fossil

Prices From
£259

W15505E



Includes
ESSCLAS75
Chrome Tap



ECER100-75 PACK
Ceramic Single Bowl Sink & Tap Pack



Prices From
£235

W14107E



Includes
ESSCLAS75
Chrome Tap



ECER150-75 PACK
Ceramic 1.5 Bowl Sink & Tap Pack



Prices From
£245

W14702E



Includes
ESSCLAS75
Chrome Tap



UPGRADES

CLAS75	CLAS150	CLAS200	CLAS200BS	CLAS300	CLAS300BS	CLAS300MB	CLAS400	CLAS400BS	CLAS400MB
Chrome	Chrome	Chrome	Brushed Steel	Chrome	Brushed Steel	Matt Black	Chrome	Brushed Steel	Matt Black
£0 W007E	£50 W3006E	£90 W5407E	£99 W5903E	£99 W5902E	£119 W7102E	£149 W8905E	£99 W5902E	£119 W7104E	£136 W8305E

ESS9651/1	£99 W5901E	£149 W8902E	£189 W11301E	£197 W11808E	£197 W11804E	£217 W13006E	£247 W14804E	£197 W11801E	£217 W13005E	£237 W14207E
ESS9652/1	£105 W6301E	£155 W9304E	£195 W11702E	£204 W12203E	£204 W12202E	£224 W13405E	£254 W15208E	£204 W12208E	£224 W13401E	£244 W14606E
ESS100/1	£92 W5501E	£142 W8507E	£182 W10901E	£190 W11403E	£190 W11405E	£210 W12605E	£240 W14401E	£190 W11409E	£210 W12607E	£230 W13806E
ESS100L	£99 W5908E	£149 W8908E	£189 W11307E	£197 W11801E	£197 W11807E	£217 W13006E	£247 W14807E	£197 W11808E	£217 W13001E	£237 W14206E
ESS150	£105 W6306E	£155 W9307E	£195 W11704E	£204 W12201E	£204 W12209E	£224 W13407E	£254 W15203E	£204 W12201E	£224 W13402E	£244 W14609E
ESSUM4801	£127 W7603E	£177 W10605E	£217 W13001E	£225 W13503E	£225 W13504E	£245 W14707E	£275 W16506E	£225 W13501E	£245 W14708E	£265 W15905E
ESSUM2REV	£155 W9309E	£205 W12302E	£245 W14701E	£254 W15203E	£254 W15206E	£274 W16408E	£304 W18201E	£254 W15204E	£274 W16403E	£294 W17602E
E25UM4801	£209 W12501E	£259 W15503E	£299 W17905E	£307 W18407E	£307 W18403E	£327 W19607E	£357 W21407E	£307 W18406E	£327 W19608E	£347 W20801E
E25UM2L/R	£269 W16101E	£319 W19105E	£359 W21504E	£367 W22002E	£367 W22009E	£387 W23209E	£417 W25007E	£367 W22003E	£387 W23208E	£407 W24402E
ELIN10001	£239 W14302E	£289 W17307E	£329 W19704E	£337 W20208E	£337 W20207E	£357 W21406E	£387 W23201E	£337 W20209E	£357 W21404E	£377 W22609E
ELIN10002	£249 W14907E	£299 W17903E	£339 W20308E	£347 W20807E	£347 W20801E	£367 W22006E	£397 W23805E	£347 W20801E	£367 W22002E	£387 W23209E
ECUB150	£259 W15505E	£309 W18508E	£349 W20909E	£357 W21407E	£357 W21405E	£377 W22603E	£407 W24404E	£357 W21408E	£377 W22601E	£397 W23808E
ECUB500	£225 W13504E	£275 W16508E	£315 W18908E	£324 W19407E	£324 W19401E	£344 W20602E	£374 W22403E	£324 W19408E	£344 W20606E	£364 W21805E
ECER100	£235 W14107E	£285 W17101E	£325 W19509E	£334 W20002E	£334 W20006E	£354 W21207E	£384 W23006E	£334 W20005E	£354 W21203E	£374 W22408E
ECER150	£245 W14702E	£295 W17706E	£335 W20104E	£344 W20605E	£344 W20601E	£364 W21807E	£394 W23605E	£344 W20601E	£364 W21803E	£384 W23003E

01/10/2024

40

essentials

composite granite sink range.
Rethinking conventional
sinkware.

Designed and manufactured with German technology.



Tap shown ESSPOCHBK not included



Gunmetal Grey



Granite White



Granite Black



Granite Graphite Grey



Granite Coffee



Granite Champagne

Linear 1.5 Bowl

ELIN10002 GM/WH/BK/GR/CO/CH

- 1000 x 500 x 205mm
- Reversible with deep bowl design
- Minimum base unit required 600mm
- Waste and overflow included
- Suitable for a waste disposal unit

Price
£225

W13503E



Gunmetal Grey



Granite White



Granite Black



Granite Graphite Grey



Granite Coffee



Granite Champagne

Linear Large Single Bowl

ELIN10001 GM/WH/BK/GR/CO/CH

- 1000 x 500 x 220mm
- Reversible with deep bowl design
- Minimum base unit required 600mm
- Waste and overflow included
- Suitable for a waste disposal unit

Price
£220

W13207E



Gunmetal Grey



Granite White



Granite Black



Granite Graphite Grey



Granite Coffee



Granite Champagne

Linear Compact Single Bowl

ELIN8601 GM/WH/BK/GR/CO/CH

- 860 x 500 x 205mm
- Reversible with deep bowl design
- Minimum base unit required 450mm
- Waste and overflow included
- Suitable for a waste disposal unit

Price
£210

W12605E

essentials

designer composite granite
sink range available in
8 striking colours.

Designed and manufactured with German technology.



Tap shown
ESSPOCH not included



Designer Granite 1.5 Single Bowl

EDG1002BK/YE/RD/BL/WH/FO/GY/UM

- 1000 x 500 x 218mm
- Reversible with deep bowl design
- Minimum base unit required 600mm
- Waste and overflow included
- Suitable for a waste disposal unit
- Midnight Black, Yellow, Red, Blue, White, Fossil, Shadow Grey or Umber Brown



Price
£260


W15608E



Designer Granite Large Single Bowl

EDG1001BK/YE/RD/BL/WH/FO/GY/UM

- 1000 x 500 x 218mm
- Reversible with deep bowl design
- Minimum base unit required 600mm
- Waste and overflow included
- Suitable for a waste disposal unit
- Midnight Black, Yellow, Red, Blue, White, Fossil, Shadow Grey or Umber Brown



Price
£245

W14704E



Designer Granite Compact Single Bowl

EDG8601BK/YE/RD/BL/WH/FO/GY/UM

- 860 x 500 x 218mm
- Reversible with deep bowl design
- Minimum base unit required 450mm
- Waste and overflow included
- Suitable for a waste disposal unit
- Midnight Black, Yellow, Red, Blue, White, Fossil, Shadow Grey or Umber Brown



Price
£230

W13805E

20 YEAR WARRANTY

essentials

The Cube undermount sink range available in 4 sizes and 7 colours.

Tap shown EPVD400-COP not included



Cube Granite Inset / Undermount Single Bowl Sink


ECUB340 BK/WH/GM/GR/ST/BL/FO

- Overall size: 370mm x 460mm x 200mm
- Bowl size: 340mm x 400mm x 200mm
- Minimum base unit: 450mm
- Plumbing kit included
- Waste, overflow and sink clips included
- Black, White, Gunmetal Grey, Graphite Grey Stone, Blue or Fossil



Price **£210**

W12603E



Cube Granite Inset / Undermount Single Bowl Sink


ECUB400 BK/WH/GM/GR/ST/BL/FO

- Overall size: 430mm x 460mm x 200mm
- Bowl size: 400mm x 400mm x 200mm
- Minimum base unit: 500mm
- Plumbing kit included
- Waste, overflow and sink clips included
- Black, White, Gunmetal Grey, Graphite Grey Stone, Blue or Fossil



Price **£220**

W13208E



Cube Granite Inset / Undermount Single Bowl Sink


ECUB500 BK/WH/GM/GR/ST/BL/FO

- Overall size: 530mm x 460mm x 200mm
- Bowl size: 500mm x 400mm x 200mm
- Minimum base unit: 600mm
- Plumbing kit included
- Waste, overflow and sink clips included
- Black, White, Gunmetal Grey, Graphite Grey Stone, Blue or Fossil



Price **£225**

W13506E



Cube Granite Inset / Undermount 1.5 Bowl Sink


ECUB150 BK/WH/GM/GR/ST/BL/FO

- Overall size: 555mm x 460mm x 200mm
- Bowl sizes: 335mm x 400mm x 200mm
155mm x 400mm x 140mm
- Minimum base unit: 600mm
- Can also be used as an inset
- Plumbing kit included
- Waste, overflow and sink clips included
- Black, White, Gunmetal Grey, Graphite Grey Stone, Blue or Fossil



Price **£265**

W15909E



01/10/2024

ESSENTIALS SINK/TAP CONTENTS

ALL PRICES EXCLUDE VAT

MAIN CONTENTS



EQUAD861
Quadro
Single Bowl Sink

- Reversible
- Overall size: 860mm x 500mm x 190mm
- Minimum base unit: 500mm
- Hand fabricated

- Waste and overflow included
- Suitable for a waste disposal unit

Stainless Steel
£325

W19502E



EQUAD101
Quadro
Single Bowl Sink

- Reversible
- Overall size: 1000mm x 500mm x 190mm
- Minimum base unit: 600mm
- Hand fabricated

- Waste and overflow included
- Suitable for a waste disposal unit

Stainless Steel
£359

W21502E



EQUAD102
Quadro
1.5 Bowl Sink

- Reversible
- Overall size: 1000mm x 500mm x 190mm
- Minimum base unit: 600mm
- Hand fabricated

- Waste and overflow included
- Suitable for a waste disposal unit

Stainless Steel
£459

W27506E



EQUAD451
Quadro
Single Bowl Sink

- Overall size: 450mm x 500mm x 200mm
- Minimum base unit: 500mm
- Hand fabricated

- Waste and overflow inc.
- Suitable for a waste disposal unit

Stainless Steel
£199

W11907E



EQUAD601
Quadro
Single Bowl Sink

- Overall size: 600mm x 500mm x 200mm
- Minimum base unit: 600mm
- Waste and overflow inc.
- Hand fabricated

- Suitable for a waste disposal unit

Stainless Steel
£232

W13905E



ESSBELSS
Belfast Sink

- Overall size: 600mm x 465mm x 254mm
- Cabinet width: 600
- 90mm waste and overflow included
- Suitable for a waste disposal unit

Stainless Steel
£320

W19205E



EMIN8001
Minimalist Compact
Single Bowl Sink
25° Radius Corners

- Left or right hand drainer
- Overall size: 800mm x 520mm x 206mm
- Deep bowl design
- Flush fit design

- Minimum base unit: 450mm
- Waste and overflow included

18/10 Stainless Steel
£275

W16307E



EMIN1001
Minimalist
Single Bowl Sink
25° Radius Corners

- Left or right hand drainer
- Overall size: 1000mm x 520mm x 216mm
- Deep bowl design
- Flush fit design

- Minimum base unit: 600mm
- Waste and overflow included

18/10 Stainless Steel
£299

W17903E



EMIN1002
Minimalist
1.5 Bowl Sink
25° Radius Corners

- Left or right hand drainer
- Overall size: 1000mm x 520mm x 206mm
- Deep bowl design (main bowl)
- Flush fit design

- Minimum base unit: 600mm
- Waste and overflow included

18/10 Stainless Steel
£315

W18905E



ESSDES8001
Designer Compact
Single Bowl Sink
25° Radius Corners

- Left or right hand drainer
- Overall size: 800mm x 500mm x 203mm
- Deep bowl design
- Minimum base unit: 500mm
- Waste and overflow inc.

- Suitable for a waste disposal unit

Stainless Steel
£205

W12308E



ESSDES10001
Designer Single
Bowl Sink
25° Radius Corners

- Left or right hand drainer
- Overall size: 1000mm x 500mm x 212mm
- Deep bowl design
- Minimum base unit: 600mm

- Waste and overflow inc.
- Suitable for a waste disposal unit

Stainless Steel
£229

W13701E



ESSDES10002
Designer 1.5
Bowl Sink
25° Radius Corners

- Left or right hand drainer
- Overall size: 1000mm x 500mm x 202mm
- Deep bowl design (main bowl)
- Minimum base unit: 600mm
- Waste and overflow inc.

- Suitable for a waste disposal unit

Stainless Steel
£247

W14804E

STAINLESS STEEL SINKS

ESS9651

Single Bowl Sink

- Reversible
- Overall size: 965mm x 500mm x 160mm
- Minimum base unit: 600mm
- Waste and overflow included
- Suitable for a waste disposal unit



Stainless Steel

£74

W4409E



ESS9652

1.5 Bowl Sink

- Reversible
- Overall size: 965mm x 500mm x 160mm
- Minimum base unit: 600mm
- Waste and overflow included
- Suitable for a waste disposal unit



Stainless Steel

£79

W4702E



ESS100

Compact Single Sink

- Reversible
- Overall size: 860mm x 500mm x 170mm
- Minimum base unit: 500mm

- Waste and overflow included
- Suitable for a waste disposal unit

Stainless Steel

£69

W4105E



ESS100L

Single Bowl Sink

- Reversible
- Overall size: 965mm x 500mm x 170mm
- Minimum base unit: 600mm

- Waste and overflow included
- Suitable for a waste disposal unit

Stainless Steel

£74

W4406E



ESS150

1.5 Bowl Sink

- Reversible
- Overall size: 965mm x 500mm x 155mm
- Minimum base unit: 600mm

- Waste and overflow included
- Suitable for a waste disposal unit

Stainless Steel

£79

W4702E



ESS201

Single Bowl Sink

- Reversible
- Overall size: 950mm x 508mm x 150mm
- Minimum base unit: 600mm
- Waste and overflow included

- Suitable for a waste disposal unit

Stainless Steel

£89

W5308E



ESS202

1.5 Bowl Sink

- Reversible
- Overall size: 950mm x 508mm x 150mm
- Minimum base unit: 600mm
- Waste and overflow included

- Suitable for a waste disposal unit

Stainless Steel

£95

W5707E



ESS5801

Compact Single Bowl Sink

- Reversible
- Overall size: 580mm x 488mm x 180mm
- Minimum base unit: 450mm
- Waste and overflow included
- Suitable for a waste disposal unit

Stainless Steel

£72

W4307E



ESS101

Single Bowl Sink

- Reversible
- Overall size: 1000mm x 500mm x 185mm
- Minimum base unit: 600mm
- Waste and overflow included

- Suitable for a waste disposal unit

Stainless Steel

£129

W7707E



ESSDB801

Compact Single Deep Bowl Sink

- Reversible
- Overall size: 800mm x 500mm x 200mm
- Deep bowl design

- Minimum base unit: 500mm
- Waste and overflow included
- Suitable for a waste disposal unit

Stainless Steel

£130

W7809E



ESSDB101

Single Deep Bowl Sink

- Reversible
- Overall size: 1000mm x 500mm x 200mm
- Deep bowl design

- Minimum base unit: 600mm
- Waste and overflow included
- Suitable for a waste disposal unit

Stainless Steel

£145

W8706E



ESS102

1.5 Bowl Sink

- Reversible
- Overall size: 1000mm x 500mm x 185mm
- Minimum base unit: 600mm
- Waste and overflow included

- Suitable for a waste disposal unit

Stainless Steel

£132

W7907E



ESSDB102

1.5 Deep Bowl Sink

- Reversible
- Overall size: 1000mm x 500mm x 200mm
- Deep bowl design (main bowl)

- Minimum base unit: 600mm
- Waste and overflow included
- Suitable for a waste disposal unit

Stainless Steel

£149

W8903E



ESSDBD

Deep Twin Bowl Sink

- Reversible
- Overall size: 1160mm x 500mm x 202mm
- Deep bowl design (both bowls)

- Minimum base unit: 800mm
- Waste and overflow included
- Suitable for a waste disposal unit

Stainless Steel

£220

W13205E

E25UM1601

**Undermount Half Bowl Sink
25° Radius Corners**

- Internal size: 160mm x 300mm x 120mm deep
- Powder coated underside
- Waste included



Stainless Steel
£102

W6107E

E25UM1801

Undermount Half Bowl Full Length Sink 25° Radius Corners

- Internal size: 180mm x 396mm x 120mm deep
- Powder coated underside
- Waste included



Stainless Steel
£130

W7102E

E25UM3401

**Undermount Single Bowl Sink
25° Radius Corners**

- Internal size: 340mm x 400mm x 190mm deep
- Minimum base unit: 400mm
- Powder coated underside
- Waste and overflow included
- Suitable for a waste disposal unit



Stainless Steel
£174

W10408E

E25UM4801

**Undermount Large Single Bowl Sink
25° Radius Corners**

- Internal size: 480mm x 400mm x 200mm deep
- Minimum base unit: 600mm
- Powder coated underside
- Waste and overflow included
- Suitable for a waste disposal unit



Stainless Steel
£199

W11903E



E25UM6501

**Undermount Extra Large Single Bowl Sink
25° Radius Corners**

- Internal size: 650mm x 400mm x 200mm deep
- Minimum base unit: 700mm
- Powder coated underside
- Waste and overflow included
- Suitable for a waste disposal unit



Stainless Steel
£220

W113208E

E25UM2REV

**Undermount 1.5 Bowl Sink
25° Radius Corners**

- Reversible
- 340mm x 400mm x 190mm main bowl
- 160mm x 300mm x 120mm half bowl
- Minimum base unit 600mm
- Powder coated underside
- Waste and overflow included
- Suitable for a waste disposal unit



Stainless Steel
£239

W114306E

E25UM2L/R

**Undermount 1.5 Bowl Sink
25° Radius Corners**

- Left or right large bowl
- 340mm x 400mm x 190mm main bowl
- 160mm x 300mm x 120mm half bowl
- Minimum base unit 600mm
- Powder coated underside
- Waste and overflow included
- Suitable for a waste disposal unit



Stainless Steel
£259

W115504E



E25UM5502L/R

**Undermount 1.5 Bowl Sink
25° Radius Corners**

- Left or right large bowl
- 340mm x 400mm x 180mm main bowl
- 180mm x 400mm x 120mm half bowl
- Minimum base unit: 600mm
- Powder coated underside
- Waste and overflow inc.
- Suitable for a waste disposal unit



Stainless Steel
£345

W210704E

E25UM6902L

**Undermount 1.5 Bowl Sink
25° Radius Corners**

- Left hand large bowl
- 480mm x 400mm x 195mm main bowl
- 180mm x 400mm x 120mm half bowl
- Minimum base unit: 800mm
- Powder coated underside
- Waste and overflow inc.
- Suitable for a waste disposal unit



Stainless Steel
£355

W21304E

ESSUM2L/R

Undermount 1.5 Bowl Sink

- Left or right large bowl
- 350mm x 410mm x 185mm main bowl
- 164mm x 300mm x 110mm half bowl
- Minimum base unit 600mm
- Powder coated underside
- Waste and overflow included
- Suitable for a waste disposal unit



Stainless Steel
£145

W8701E

ESSUM2REV

Undermount 1.5 Bowl Sink

- Reversible
- 350mm x 410mm x 185mm main bowl
- 164mm x 300mm x 110mm half bowl
- Minimum base unit 600mm
- Powder coated underside
- Waste and overflow included
- Suitable for a waste disposal unit



Stainless Steel
£132

W7903E



ESSUM1601

Undermount Half Bowl Sink

- Internal size: 164mm x 300mm x 100mm deep
- Powder coated underside
- Waste included



Stainless Steel
£55

W3308E

ESSUM3501

Undermount Single Bowl Sink

- Internal size: 350mm x 410mm x 185mm deep
- Minimum base unit: 450mm
- Powder coated underside
- Waste and overflow included
- Suitable for a waste disposal unit



Stainless Steel
£105

W6302E

ESSUM4801

U/mount Large Single Bowl Sink

- Internal size: 480mm x 400mm x 195mm deep
- Minimum base unit: 600mm
- Powder coated underside
- Waste and overflow included
- Suitable for a waste disposal unit



Stainless Steel
£109

W6507E



E10UM1801

Undermount Half Bowl Sink 10° Radius Corners

- Internal size: 180mm x 400mm x 125mm deep
- Powder coated underside
- Waste included
- Sink can be used as undermount, inset or flush fit



Stainless Steel

£145

W8709E

Can be used as an inset or flush fit sink

E10UM3401

Undermount Single Bowl Sink 10° Radius Corners

- Internal size: 340mm x 400mm x 190mm deep
- Minimum base unit: 400mm
- Powder coated underside
- Waste and overflow included
- Suitable for a waste disposal unit
- Sink can be used as undermount, inset or flush fit



Stainless Steel

£205

W12305E

Can be used as an inset or flush fit sink

E10UM4101

Undermount Single Bowl Sink 10° Radius Corners

- Internal size: 410mm x 400mm x 190mm deep
- Minimum base unit: 450mm
- Powder coated underside
- Waste and overflow included
- Suitable for a waste disposal unit
- Sink can be used as undermount, inset or flush fit



Stainless Steel

£235

W14103E

Can be used as an inset or flush fit sink



E10UM5501

Undermount Single Bowl Sink 10° Radius Corners

- Internal size: 550mm x 400mm x 190mm deep
- Minimum base unit: 600mm
- Powder coated underside
- Waste and overflow included
- Suitable for a waste disposal unit
- Sink can be used as undermount, inset or flush fit

Stainless Steel

£255

W15308E

Can be used as an inset or flush fit sink

E10UM3434

Undermount Double Bowl Sink 10° Radius Corners

- 340mm x 400mm x 190mm bowls
- Minimum base unit: 800mm
- Powder coated underside
- Waste and overflow included
- Suitable for a waste disposal unit
- Sink can be used as undermount, inset or flush fit



Stainless Steel

£405

W24302E

Can be used as an inset or flush fit sink

E10UM3418L/R

U/mount 1.5 Bowl Sink 10° Radius Corners

- Left or right large bowl
- 340mm x 400mm x 190mm main bowl
- 180mm x 400mm x 125mm half bowl
- Minimum base unit: 600mm
- Waste and overflow inc.
- Suitable for a waste disposal unit
- Sink can be used as undermount, inset or flush fit



Can be used as an inset or flush fit sink

Stainless Steel

£379

W22701E

E10UM4118L/R

U/mount 1.5 Bowl Sink 10° Radius Corners

- Left or right large bowl
- 410mm x 400mm x 190mm main bowl
- 180mm x 400mm x 125mm half bowl
- Minimum base unit: 700mm
- Waste and overflow inc.
- Suitable for a waste disposal unit
- Sink can be used as undermount, inset or flush fit



Can be used as an inset or flush fit sink

Stainless Steel

£395

W23706E

E10UM5518L/R

U/mount 1.5 Bowl Sink 10° Radius Corners

- Left or right large bowl
- 510mm x 400mm x 190mm main bowl
- 180mm x 400mm x 125mm half bowl
- Minimum base unit: 800mm
- Waste and overflow inc.
- Suitable for a waste disposal unit
- Sink can be used as undermount, inset or flush fit



Can be used as an inset or flush fit sink

Stainless Steel

£405

W24304E

ESQUM1801 / ESQUM4001

Undermount Half / Single Bowl Sink Zero Radius Corners

- Internal size: 180mm x 400mm x 140mm deep
- Internal size: 400mm x 400mm x 200mm deep
- ESQUM4001 Minimum base unit: 500mm
- Powder coated underside
- Waste included, ESQUM4001 also includes overflow
- ESQUM4001 Suitable for a waste disposal unit



ESQUM1801 ESQUM4001
£175 £290

W10502E

W17405E

ESQUM5001

Undermount Large Single Bowl Sink Zero Radius Corners

- Internal size: 500mm x 400mm x 200mm deep
- Minimum base unit: 600mm
- Powder coated underside
- Waste and overflow inc.
- Suitable for a waste disposal unit



Stainless Steel

£309

W18507E

ESQUM1502L/R

Undermount 1.5 Bowl Sink Zero Radius Corners

- Left or right large bowl
- 340mm x 400mm x 190mm main bowl
- 160mm x 330mm x 120mm half bowl
- Minimum base unit: 600mm
- Powder coated underside
- Waste and overflow inc.
- Suitable for a waste disposal unit



Stainless Steel

£299

W17903E

ESQUM5502

Undermount 1.5 Bowl Sink Zero Radius Corners

- 340mm x 400mm x 200mm main bowl
- 180mm x 400mm x 140mm half bowl
- Minimum base unit: 600mm
- Powder coated underside
- Waste and overflow inc.
- Suitable for a waste disposal unit



Stainless Steel

£415

W24908E

ESSRD440

Round Single Bowl Inset Sink

- 510mm Diameter x 180mm Deep
- Minimum base unit: 450mm
- Waste and overflow included
- Suitable for a waste disposal unit



Stainless Steel

£105

W6309E

ESSRDRAINER Round Single Bowl Inset Drainer Sink also available **£82** W4903E

ESSRDUM430

Round Single Bowl Undermount Sink

- 440mm Diameter x 185mm Deep
- Minimum base unit: 450mm
- Powder coated underside
- Waste and overflow included
- Suitable for a waste disposal unit



Stainless Steel

£122

W7307E

E10CTC1801-(COL)

Undermount Half Bowl CTC Painted Sink 10° Radius Corners

- Internal size: 180mm x 400mm x 125mm deep
- Powder coated underside
- Sink can be used as undermount, inset or flush fit
- Available in 14 colours

Can be used as an inset or flush fit sink



Colours
£332
W19904E

WASTES SOLD SEPARATELY

E10CTC3401-(COL)

Undermount Single Bowl CTC Painted Sink 10° Radius Corners

- Internal size: 340mm x 400mm x 190mm deep
- Minimum base unit: 400mm
- Powder coated underside
- Suitable for a waste disposal unit
- Sink can be used as undermount, inset or flush fit
- Available in 14 colours

Can be used as an inset or flush fit sink



Colours
£415
W24903E

WASTES SOLD SEPARATELY

E10CTC4101-(COL)

Undermount Single Bowl CTC Painted Sink 10° Radius Corners

- Internal size: 410mm x 400mm x 190mm deep
- Minimum base unit: 450mm
- Powder coated underside
- Suitable for a waste disposal unit
- Sink can be used as undermount, inset or flush fit
- Available in 14 colours

Can be used as an inset or flush fit sink



Colours
£499
W29909E

WASTES SOLD SEPARATELY

E10CTC5501-(COL)

Undermount Single CTC Painted Bowl Sink 10° Radius Corners

- Internal size: 550mm x 400mm x 190mm deep
- Minimum base unit: 600mm
- Powder coated underside
- Suitable for a waste disposal unit
- Sink can be used as undermount, inset or flush fit
- Available in 14 colours

Can be used as an inset or flush fit sink



Colours
£582
W34907E

WASTES SOLD SEPARATELY

14 COLOURS AVAILABLE



Anthracite Grey (ANT)



Peppermint (PMT)



White Frost (FWH)



Burnt Orange (ORG)



Mulberry (MUL)



Matt Black (MBK)



Ivory (IVY)



Postbox Red (RED)



Racing Green (RGR)



Citrus Green (CGR)



Candy Pink (PIN)



Indigo Blue (IND)



Pastel Blue (PBL)



English Mustard (MUS)

Single bowl waste in 5 finishes

E10CTCW1(COL)



Stainless Steel (SS)
£10 W607E



Brass (BR)
£60 W3601E



Copper (COP)
£60 W3604E



Gunmetal (GM)
£60 W3609E



Matt Black (MBK)
£60 W3602E


Please note the CTC wastes are for the CTC sinks only

COLOURED CTC U/MOUNTS

E10CTC3434-(COL)

Undermount Double Bowl CTC Painted Sink 10° Radius Corners

- 340mm x 400mm x 190mm bowls
- Minimum base unit: 800mm
- Powder coated underside
- Suitable for a waste disposal unit
- Sink can be used as undermount, inset or flush fit
- Available in 14 colours



Can be used as an inset or flush fit sink

Colours
£708
W42506E

WASTES SOLD SEPARATELY

E10CTC3418L/R-(COL)

Undermount 1.5 Bowl CTC Painted Sink 10° Radius Corners

- Left or right large bowl
- 340mm x 400mm x 190mm main bowl
- 180mm x 400mm x 125mm half bowl
- Minimum base unit: 600mm
- Suitable for a waste disposal unit
- Sink can be used as undermount, inset or flush fit
- Available in 14 colours



Can be used as an inset or flush fit sink

Colours
£665
W39902E

WASTES SOLD SEPARATELY

E10CTC4118L/R-(COL)

Undermount 1.5 Bowl CTC Painted Sink 10° Radius Corners

- Left or right large bowl
- 410mm x 400mm x 190mm main bowl
- 180mm x 400mm x 125mm half bowl
- Minimum base unit: 700mm
- Suitable for a waste disposal unit
- Sink can be used as undermount, inset or flush fit
- Available in 14 colours



Can be used as an inset or flush fit sink

Colours
£665
W39902E

WASTES SOLD SEPARATELY

E10CTC5518L/R-(COL)

Undermount 1.5 Bowl CTC Painted Sink 10° Radius Corners

- Left or right large bowl
- 550mm x 400mm x 190mm main bowl
- 180mm x 400mm x 125mm half bowl
- Minimum base unit: 800mm
- Suitable for a waste disposal unit
- Sink can be used as undermount, inset or flush fit
- Available in 14 colours



Can be used as an inset or flush fit sink

Colours
£708
W42503E

WASTES SOLD SEPARATELY

14 COLOURS AVAILABLE



Anthracite Grey (ANT)



Peppermint (PMT)



White Frost (FWH)



Burnt Orange (ORG)



Mulberry (MUL)



Matt Black (MBK)



Ivory (IVY)



Postbox Red (RED)



Racing Green (RGR)



Citrus Green (CGR)



Candy Pink (PIN)



Indigo Blue (IND)



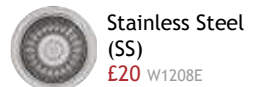
Pastel Blue (PBL)



English Mustard (MUS)

Double bowl waste in 5 finishes

E10CTCW2(COL)



Stainless Steel (SS)
£20 W1208E



Brass (BR)
£80 W4805E



Copper (COP)
£80 W4807E



Gunmetal (GM)
£80 W4804E



Matt Black (MBK)
£80 W4801E

Please note the CTC wastes are for the CTC sinks only

01/10/2024

40

ECERUM340

Inset & Undermount Ceramic Single Bowl Sink

- Overall size: 370mm x 460mm*
- Bowl size: 332mm x 390mm x 197mm*
- Cabinet width: 450mm
- Waste and overflow included

20 YEAR WARRANTY

Coloured Wastes available WKG01



Price
£225

W13503E

* Dimensional tolerance of +/-2%

ECERUM400

Inset & Undermount Ceramic Single Bowl Sink

- Overall size: 428mm x 460mm*
- Bowl size: 391mm x 390mm x 195mm*
- Cabinet width: 500mm
- Waste and overflow included

20 YEAR WARRANTY

Coloured Wastes available WKG01



Price
£233

W14008E

* Dimensional tolerance of +/-2%

ECERUM500

Inset & Undermount Ceramic Single Bowl Sink

- Overall size: 526mm x 460mm*
- Bowl size: 490mm x 390mm x 195mm*
- Cabinet width: 600mm
- Waste and overflow included

20 YEAR WARRANTY

Coloured Wastes available WKG01



Price
£250

W15001E

* Dimensional tolerance of +/-2%

ECERUM150

Inset & Undermount Ceramic 1.5 Bowl Sink

- Overall size: 565mm x 460mm*
- Bowl sizes: 329mm x 390mm x 194mm*
156mm x 390mm x 138mm*
- Cabinet width: 600mm
- Waste and overflow included
- Reversible

20 YEAR WARRANTY

Coloured Wastes available WKG02



Price
£275

W16509E

* Dimensional tolerance of +/-2%

EC15REV

Ceramic 1.5 Bowl Sink

- Overall size: 579mm x 455mm x 221mm*
- Bowl sizes: 325mm x 385mm x 221mm*
164mm x 271mm x 221mm*
- Cabinet width: 600mm inset
800mm undermount

LIFETIME WARRANTY

Coloured Wastes available WKG02

- Reversible
- Supplied with hygienic chrome waste and overflow
- White hygienic glazed surface



Price
£300

W18004E

* Dimensional tolerance of +/-2%

Can be used as an inset or flush fit sink

EC15LH/RH

Ceramic 1.5 Bowl Sink

- Overall size: 549mm x 441mm x 195mm*
- Bowl sizes: 330mm x 385mm x 195mm*
146mm x 273mm x 195mm*
- Cabinet width: 600mm inset
800mm undermount

LIFETIME WARRANTY

Coloured Wastes available WKG02

- Supplied with hygienic chrome waste and overflow
- White hygienic glazed surface



Price
£300

W18003E

* Dimensional tolerance of +/-2%

Can be used as an inset or flush fit sink

This sink is handed
be the small bowl,
image shows EC15RH

ECER100

Ceramic Single Bowl Sink

- Overall size: 1000mm x 500mm x 222mm*
- Bowl size: 453mm x 390mm x 200mm* deep bowl
- Cabinet width: 600mm
- Reversible
- 90mm waste and overflow included

20 YEAR WARRANTY

Coloured Wastes available WKC100



Price
£215

W12905E

* Dimensional tolerance of +/-2%

PACK DEAL

ECER150

Ceramic 1.5 Bowl Sink

- Overall size: 1000mm x 500mm x 222mm*
- Bowl sizes: 321mm x 390mm*
x 200mm* deep bowl
174mm x 260 x 150mm*
- Cabinet width: 600mm
- Reversible
- 2 x 90mm waste and overflow included

20 YEAR WARRANTY

Coloured Wastes available WKC150



Price
£220

W13208E

* Dimensional tolerance of +/-2%

PACK DEAL

ECERFARBEL

Belfast Farmhouse Sink

- Overall size: 595mm x 455mm x 250mm* (270mm including waste outlet)*
- Cabinet width: 600
- 90mm waste included
- Not suitable for a waste disposal unit
- White

20 YEAR WARRANTY

Coloured Wastes available WKCFBEL



Price
£239

W14304E

* Dimensional tolerance of +/-2%

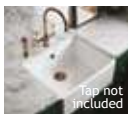
EC600SB

Belfast Sink

- Overall size: 595mm x 450mm x 220mm*
- Internal bowl 551 x 404mm*
- Cabinet width: 600mm
- Supplied with hygienic chrome waste and overflow
- White hygienic glazed surface with apron front

LIFETIME WARRANTY

Coloured Wastes available WKC100



Price
£265

W15909E

* Dimensional tolerance of +/-2%

LIFETIME WARRANTY


EC800SB

Belfast Large Bowl Sink

- Overall size: 795mm x 498mm x 220mm*
- Internal bowl 751 x 456mm*
- Cabinet width: 800mm
- Supplied with hygienic chrome waste and overflow
- White hygienic glazed surface with apron front

LIFETIME WARRANTY

Coloured Wastes available WKC100



Price
£400

W24001E

* Dimensional tolerance of +/-2%

LIFETIME WARRANTY

ECER800D

Ceramic Double Bowl Sink

- Overall size: 800mm x 500mm x 220mm*
- 365mm x 450mm x 220mm* deep bowls
- Cabinet width: 800mm
- Suitable for a waste disposal unit
- 2 x 90mm waste included

20 YEAR WARRANTY

Coloured Wastes available WKC100 x 2



Price
£482

W28901E

* Dimensional tolerance of +/-2%

PHASING OUT QUARTER 4

CERAMIC SINKS

EC600SBFL

Belfast Fluted Sink

- Overall size: 595mm x 450mm x 220mm*
- Internal bowl 551 x 404mm*
- Cabinet width: 600mm
- Supplied with hygienic chrome waste and overflow
- White hygienic glazed surface with fluted apron front



Tap not included

Price
£325

W19506E

Coloured Wastes available WKC100

LIFETIME WARRANTY

* Dimensional tolerance of +/-2%

EC800SBFL

Belfast Fluted Large Bowl Sink

- Overall size: 795mm x 498mm x 220mm*
- Internal bowl 751 x 456mm*
- Cabinet width: 800mm
- Supplied with hygienic chrome waste and overflow
- White hygienic glazed surface with fluted apron front



Tap not included

Price
£415

W24907E

Coloured Wastes available WKC100

LIFETIME WARRANTY

* Dimensional tolerance of +/-2%

EC800DBFL

Belfast Fluted Double Bowl Sink

- Overall size: 792mm x 500mm x 220mm*
- 2 x internal bowls 363 x 456mm*
- Cabinet width: 800mm
- Supplied with hygienic chrome waste and overflow
- White hygienic glazed surface with fluted apron front



Tap not included

Price
£540

W32401E

Coloured Wastes available WKC100 x 2

LIFETIME WARRANTY

* Dimensional tolerance of +/-2%

EC800BTRADFL

Belfast Fluted Twin Bowl Sink

- Overall size: 795mm x 500mm x 220mm*
- 2 x internal bowls 389 x 456mm*
- Cabinet width: 800mm
- Supplied with hygienic chrome waste and overflow
- White hygienic glazed surface with fluted apron front



Tap not included

Price
£540

W32404E

Coloured Wastes available WKC150

LIFETIME WARRANTY

* Dimensional tolerance of +/-2%

EC800DB

Belfast Double Bowl Sink

- Overall size: 792mm x 500mm x 220mm*
- 2 x internal bowls 363 x 456mm*
- Cabinet width: 800mm
- Supplied with hygienic chrome waste and overflow
- White hygienic glazed surface with apron front



Tap not included

Price
£499

W29903E

DUE Q1

Coloured Wastes available WKC100 x 2

LIFETIME WARRANTY

* Dimensional tolerance of +/-2%

EC800BDTRAD

Belfast Twin Bowl Sink

- Overall size: 795mm x 500mm x 220mm*
- 2 x internal bowls 389 x 456mm*
- Cabinet width: 800mm
- Supplied with hygienic chrome waste and overflow
- White hygienic glazed surface with apron front



Tap not included

Price
£499

W29908E

Coloured Wastes available WKC150

LIFETIME WARRANTY

* Dimensional tolerance of +/-2%

NOW AVAILABLE IN A CHOICE OF 4 COLOURS FOR CERAMIC AND GRANITE SINKS.



Brass



Copper



Gunmetal




Matt Black

WKC100BR/COP/GM/MBK

Ceramic Inset & Belfast Single Bowl Sinks
Coloured Waste Kit

- Brass, Copper, Gunmetal or Matt Black



Waste Kit
£50

W3001E

WKC150BR/COP/GM/MBK

Ceramic Inset 1.5 Bowl & Traditional Double Bowl Sinks
Coloured Waste Kit

- Brass, Copper, Gunmetal Metal or Matt Black



Waste Kit
£75

W4505E

WKCFBELBR/COP/GM/MBK

Ceramic Farmhouse Belfast
Coloured Waste (overflow not included)

- Brass, Copper, Gunmetal Metal or Matt Black



Waste Kit
£40

W2407E

WKC100BR/COP/GM/MBK

Ceramic Double Bowl Sinks
Coloured Waste Kit

- 2 wastes required
- Brass, Copper, Gunmetal Metal or Matt Black



Waste Kit (Price for 2 wastes)

£100

W6003E

WKG01BR/COP/GM/MBK

Granite and Ceramic Undermount Single Bowl Sinks
Coloured Waste Kit

- Brass, Copper, Gunmetal Metal or Matt Black



Waste Kit
£65

W3908E

WKG02BR/COP/GM/MBK

Granite and Ceramic Undermount 1.5 Bowl Sinks
Coloured Waste Kit

- Brass, Copper, Gunmetal Metal or Matt Black



Waste Kit
£85

W5105E

The Brunel Tap Range available now

Our traditional taps are available in six contemporary-coloured finishes, to complement our range of coloured wastes and overflows for granite and ceramic sinks. They come boxed with two handle options - white porcelain lever and crosshead.

Suitable for water systems with low pressure and above (minimum 0.5 bar), and benefit from a 5-year warranty for peace of mind.



EBRUN(**)

Traditional Brunel Mixer Tap

- Suitable for high or low pressures systems
- Fitted with flow aerator
- Flexi-tails included
- Lever and Crosshead included
- Tap height 364mm, spout reach 200mm
- 55mm base diameter, 35mm cut out
- Chrome (CH), Brushed Nickel (BN), Brass (BR), Copper (COP), Gunmetal (GM) or Matt Black (MBK)



(CH)




Lever and Crosshead included

(CH) (BN) (BR) (COP) (GM) (MBK)

£195 **£205** **£239**

W11702E W12305E W14307E



EBRUN(**)-BD

Traditional Brunel Bridge Tap

- Suitable for high or low pressures systems
- Fitted with flow aerator
- Flexi-tails included
- Lever and Crosshead included
- Tap height 350mm, spout reach 200mm
- 55mm base diameter, 35mm cut out
- Chrome (CH), Brushed Nickel (BN), Brass (BR), Copper (COP), Gunmetal (GM) or Matt Black (MBK)



(CH)



Lever and Crosshead included

(CH) (BN) (BR) (COP) (GM) (MBK)

£235 **£245** **£279**

W14109E W14706E W16708E



EBRUN(**)-3H

Traditional Brunel 3 Hole Mixer Tap

- Suitable for high or low pressures systems
- Fitted with flow aerator
- Flexi-tails included
- Lever and Crosshead included
- Tap height 350mm, spout reach 200mm
- 55mm base diameter, 35mm cut out
- Chrome (CH), Brushed Nickel (BN), Brass (BR), Copper (COP), Gunmetal (GM) or Matt Black (MBK)



(CH)



Lever and Crosshead included

(CH) (BN) (BR) (COP) (GM) (MBK)

£319 **£329** **£379**

W19102E W19708E W22701E



EBRUN(**)-POS

Traditional Brunel Pull Out Spray

- Suitable for high or low pressures systems
- Fitted with flow aerator
- Flexi-tails included
- Spray height 166mm
- Chrome (CH), Brushed Nickel (BN), Brass (BR), Copper (COP), Gunmetal (GM) or Matt Black (MBK)



(CH)



(CH) (BN) (BR) (COP) (GM) (MBK)

£109 **£119** **£129**

W6503E W7104E W77E



01/10/2024

40

EPVD1801

PVD Undermount Half Bowl Sink Zero Radius Corners

- Internal size: 180mm x 400mm x 140mm deep
- Powder coated underside
- Waste included
- Brass, Copper or Gunmetal



Price
£219

W13102E

EPVD4001

PVD Undermount Single Bowl Sink Zero Radius Corners

- Internal size: 400mm x 400mm x 200mm deep
- Minimum base unit: 500mm
- Powder coated underside
- Waste and overflow inc.
- Suitable for a waste disposal unit
- Brass, Copper or Gunmetal



Price
£379

W22704E

EPVD5001

PVD Undermount Large Single Bowl Sink Zero Radius Corners

- Internal size: 500mm x 400mm x 200mm deep
- Minimum base unit: 600mm
- Powder coated underside
- Waste and overflow inc.
- Suitable for a waste disposal unit
- Brass, Copper or Gunmetal



Price
£409

W24509E

EPVD5502

PVD Undermount 1.5 Bowl Sink Zero Radius Corners

- 340mm x 400mm x 200mm main bowl
- 180mm x 400mm x 140mm half bowl
- Minimum base unit: 600mm
- Powder coated underside
- Waste and overflow inc.
- Suitable for a waste disposal unit
- Brass, Copper or Gunmetal



Price
£539

W32308E

EPVD7001

PVD Undermount Extra Large Single Bowl Sink Zero Radius Corners

- Internal size: 700mm x 400mm x 200mm deep
- Minimum base unit: 800mm
- Powder coated underside
- Waste and overflow inc.
- Suitable for a waste disposal unit
- Brass, Copper or Gunmetal



Price
£429

W25702E

ESEN21/16

Sensa Half Bowl 16mm Lip U/Mount Sink Zero Radius Corners

- Internal size: 190mm x 400mm x 120mm deep
- Minimum base unit: 300mm
- Waste and overflow inc.
- Suitable for a waste disposal unit
- Brass, Copper, Gunmetal or Stainless Steel

For use with bespoke work surfaces such as Corian or Minerva



Price
£269

W16104E

ESEN45/16

Sensa Mid Bowl 16mm Lip U/Mount Sink Zero Radius Corners

- Internal size: 450mm x 400mm x 175mm deep
- Minimum base unit: 600mm
- Waste and overflow inc.
- Suitable for a waste disposal unit
- Brass, Copper, Gunmetal or Stainless Steel

For use with bespoke work surfaces such as Corian or Minerva



Price
£409

W24501E

ESEN70/16

Sensa Large Bowl 16mm Lip U/Mount Sink Zero Radius Corners

- Internal size: 680mm x 400mm x 175mm deep
- Minimum base unit: 800mm
- Waste and overflow inc.
- Suitable for a waste disposal unit
- Brass, Copper, Gunmetal or Stainless Steel

For use with bespoke work surfaces such as Corian or Minerva



Price
£449

W26905E

ESEN21/26

Sensa Half Bowl 26mm Lip U/Mount Sink Zero Radius Corners

- Internal size: 210mm x 420mm x 120mm deep
- Minimum base unit: 300mm
- Waste and overflow inc.
- Suitable for a waste disposal unit
- Brass, Copper, Gunmetal or Stainless Steel

For use with bespoke work surfaces such as quartz, stone or ceramic



Price
£279

W16704E

ESEN45/26

Sensa Mid Bowl 26mm Lip U/Mount Sink Zero Radius Corners

- Internal size: 450mm x 420mm x 175mm deep
- Minimum base unit: 600mm
- Waste and overflow inc.
- Suitable for a waste disposal unit
- Brass, Copper, Gunmetal or Stainless Steel

For use with bespoke work surfaces such as quartz, stone or ceramic



Price
£419

W25105E

ESEN70/26

Sensa Large Bowl 26mm Lip U/Mount Sink Zero Radius Corners

- Internal size: 680mm x 420mm x 175mm deep
- Minimum base unit: 800mm
- Waste and overflow inc.
- Suitable for a waste disposal unit
- Brass, Copper, Gunmetal or Stainless Steel

For use with bespoke work surfaces such as quartz, stone or ceramic



Price
£459

W27506E

EPVD200-BR/COP/GM

PVD Coated Dual Lever Tap

- Solid stainless steel
- Suitable for high or low pressure systems
- Fitted with flow aerator
- Available in 3 finishes



1/2 PRICE FILTER KIT WITH THIS TAP
£60 W3607E



EPVD200-BR Brass



EPVD200-COP Copper



EPVD200-GM Gunmetal

Price
£165

W9909E

ESSCLAS200MB

Classic 200

Twin Lever Tap

- Suitable for high or low pressures systems
- Fitted with flow aerator
- Flexi-tails included
- Matt Black



Price
£165

W9901E



1/2 PRICE FILTER KIT WITH THIS TAP
£60 W3607E

EPVD300-BR/COP/GM

PVD Coated Dual Lever Tap

- Solid stainless steel
- Suitable for high or low pressure systems
- Fitted with flow aerator
- Available in 3 finishes



1/2 PRICE FILTER KIT WITH THIS TAP
£60 W3607E



EPVD300-COP Copper



EPVD300-GM Gunmetal



EPVD300-BR Brass

Price
£175

W10503E

ESSCLAS300MB

Classic 300

Twin Lever Tap

- Suitable for high or low pressures systems
- Fitted with flow aerator
- Flexi-tails included
- Matt Black



Price
£175

W10508E



1/2 PRICE FILTER KIT WITH THIS TAP
£60 W3607E

EPVD400-BR/COP/GM

PVD Coated Single Lever Tap

- Solid stainless steel
- Suitable for high or low pressure systems
- Fitted with flow aerator
- Available in 3 finishes



1/2 PRICE FILTER KIT WITH THIS TAP
£60 W3607E



EPVD400-GM Gunmetal



EPVD400-BR Brass



EPVD400-COP Copper

Price
£175

W10507E

ESSCLAS400MB

Classic 400

Single Lever Mixer Tap

- Suitable for high or low pressures systems
- Fitted with flow aerator
- Flexi-tails included
- Matt Black



Price
£175

W10505E



1/2 PRICE FILTER KIT WITH THIS TAP
£60 W3607E

essentials QUILT TAPS

EQ4N1DT(BODY)-(HOSE) Quilt Digital Touch 4-in-1 Hot Tap

- Unique Quilted texture body design
 - Constant visible LED indicator for ease of use and temperature control
 - Dispenses filtered cold water and instant hot water at 98°C
 - 4L High-capacity Tank with digital temperature control, variable temperature setting 75° to 98°
 - WRAS approval pending
 - Code G3 Compliant (NHBC Building Regulations)
 - Tap height 495mm
 - Tap reach 240mm
 - Base diameter 45mm
- 6 Body colours
• 11 Hose colour options



Price
£999

W59907E



6 BODY FINISHES (DIGITAL TOUCH SHOWN)



Chrome
(CH)



Brushed Steel
(BS)



Matt Black
(MB)



Brushed Brass
(BR)



Brushed Copper
(COP)



Gunmetal
(GM)

EQ4N1TW(BODY)-(HOSE) Quilt Twist 4-in-1 Hot Tap

- Unique Quilted texture body design
 - Mechanical Twist operation
 - Dispenses filtered cold water and instant hot water at 98°C
 - 4L High-capacity Tank with digital temperature control, variable temperature setting 75° to 98°
 - WRAS approval pending
 - Code G3 Compliant (NHBC Building Regulations)
 - Tap height 495mm
 - Tap reach 240mm
 - Base diameter 45mm
- 6 Body colours
• 11 Hose colour options



Price
£799

W47906E



11 HOSE COLOURS



White
(WHI)



Orange
(ORG)



Mulberry
(MUL)



Blue
(BLU)



Aqua
(AQA)



Black
(BLK)



Grey
(GRY)



Red
(RED)



Mustard
(MUS)



Green
(GRN)



Linen
(LIN)

EQSPRAY(BODY)-(HOSE) Quilt Spray Tap

- Unique Quilted texture body design
 - Dispenses filtered cold water
 - Filter supplied as standard
 - Switch between spray or aerated flows
 - WRAS approval pending
 - Tap height 495mm
 - Tap reach 240mm
 - Base diameter 45mm
- 6 Body colours
• 11 Hose colour options



Price
£399

W23901E



01/10/2024

40

QUILT TAPS

EQSWIVEL(BODY)-(HANDLE)

Quilt Swivel Tap

- Unique Quilted texture body design
- Sleek minimal styling
- Dispenses filtered cold water
- Filter supplied as standard
- WRAS approval pending
- Tap height 292mm
- Tap reach 200mm
- Base diameter 45mm

- 6 Body colours
- 19 Handle colour options



Price
£399

W23901E



6 BODY FINISHES (BRIDGE TAP SHOWN)



Chrome (CH)

Brushed Steel (BS)

Matt Black (MB)



Brushed Brass (BR)

Brushed Copper (COP)

Gunmetal (GM)

19 HANDLE COLOURS (BRIDGE TAP SHOWN)



CTC Burnt Orange (ORG)

CTC Indigo (IND)

CTC Mulberry (MUL)

CTC Candy Pink (PIN)



CTC Peppermint (PMT)

CTC Pastel Blue (PBL)

CTC Anthracite Grey (ANT)

CTC Black (MBK)



CTC Postbox Red (RED)

CTC English Mustard (MUS)

CTC Citrus Green (CGR)

CTC Ivory (IVY)



CTC Racing Green (RGR)

CTC Frosted White (FWH)

Non CTC Chrome (CH)

Non CTC Brushed Steel (BS)



Non CTC Brushed Brass (BR)

Non CTC Brushed Copper (COP)

Non CTC Gunmetal (GM)

EQBRIDGE(BODY)-(HANDLE)

Quilt Bridge Tap

- Unique Quilted texture body design
- Dispenses filtered cold water
- Filter supplied as standard
- WRAS approval pending
- Minimum operating pressure 1.5 bar
- Tap height 300mm
- Tap reach 255mm
- Base diameter 45mm

- 6 Body colours
- 19 Base ring & handle colour options



Price
£399

W23903E



01/10/2024

40

3-in-1 AVAILABLE IN 6 FINISHES



E3N1ELECH
Chrome



E3N1ELEBS
Brushed Steel



E3N1ELEBK
Matt Black



E3N1ELEBR
Brass



E3N1ELE COP
Copper



E3N1ELEGM
Gunmetal

E3N1ELECH/BS/BK/BR/COP/GM

3-in-1 Electronic Touch Hot Tap

- Digital touch kettle tap, simple, safe and sophisticated
- Constant visible LED indicator for ease of use and temperature control
- Contemporary swan neck tap
- Up to 98 degrees of filtered boiling water, along with domestic hot / domestic cold function (3 in 1)
- Stylish and discreet WRAS approved tank with digital temperature control, variable temperature setting 75° to 98°
- Low daily running costs, less than 3 pence per day, tested Jan 2019



Chrome
£649
W38901E

Brushed Steel
£679
W40703E

Colours
£699
W41906E



Tank supplied with each tap



ESSFILTKIT Filter Kit

- Upgrade the E3N1ELECH/BS with an additional filter kit to convert the tap into a 4-1 tap with bottle quality filtered cold water
- Filter kit also compatible with all essentials taps



Price
£120
W7202E

HOT TAPS

Essentials taps carry a warranty period of 5 Years covering manufacturing and material defects. Hot taps carry a 2 year warranty and the tank carries a 1 Year warranty. (finish, washers and cartridges excluded)

Normal wear and tear excluded from warranty.

4-in-1 AVAILABLE IN 4 FINISHES



E4N1DTCH
Chrome



E4N1DTBS
Brushed Steel



E4N1DTBK-CH
Black with Chrome Handle & Nozzle



E4N1DTBK-COP
Black with Copper Handle & Nozzle



E4N1DTCH/BS/BK-CH/BK-COP 4-in-1 Digital Touch LED Hot Tap

- Stylish and discreet design
- Constant visible LED indicator for ease of use and temperature control
- Dispenses filtered cold water and instant hot water at 98°C
- 2.4L digital tank and mains water filter kit
- WRAS Approved
- Code G3 Compliant (NHBC Building Regulations)
- 4 models to choose from: Chrome, Brushed Steel, Black with Chrome handles and nozzle & Black with Copper handles and nozzle
- Tap height 342mm
- Tap reach 210mm
- Base diameter 45mm

Chrome
£699
W41905E

Brushed Steel
£699
W41901E



Black with Chrome
£699
W41904E



Black with Copper
£699
W41909E



Tank



DUO MINI HOT TAP

ESSDUOBS/BSCHILL ESSDUOBS4/BS4CHILL

Duo Mini Hot Tap

- The DUO 2in1 is the perfect stand-alone boiling tap for the home or office.
- Provides either filtered 75°C - 98°C boiling water or filtered cold drinking water.
- By adding the chiller unit, the cold filtered water can become chilled.
- Two Tank sizes available, 2.4L or 4L
- Chiller not sold separately.
- Tap height 180mm
- Tap reach 139mm
- Base diameter 53mm

ESSDUOBS
Duo Mini Hot Tap
with 2.4 litre tank



Price
£499
W29908E



ESSDUOBSCHILL
Duo Mini Hot Tap with
2.4 litre tank & chiller



Price
£749
W44902E



ESSDUOBS4
Duo Mini Hot Tap
with 4 litre tank



Price
£649
W38905E



ESSDUOBSCHILL4
Duo Mini Hot Tap with
4 litre tank & chiller



Price
£899
W53901E



ESSVIP(BODY)-(HOSE)

Vipera Spray Tap

- Flexible pull-out spray hose
- Switch between spray or aerated flows
- WRAS Approved
- Filter kit optional
- Tap height 471mm
- Tap reach 220mm
- Base diameter 55mm

- 6 Body colours
- 11 Hose colour options



6 TAP BODY FINISHES



Chrome (CH)



Brushed Steel (BS)



Matt Black (MB)



Brushed Brass (BR)



Brushed Copper (COP)



Gunmetal (GM)

11 HOSE COLOURS



White (WHI)



Orange (ORG)



Mulberry (MUL)



Blue (BLU)



Aqua (AQA)



Black (BLK)



Grey (GRY)



Red (RED)



Mustard (MUS)



Green (GRN)



Linen (LIN)

Price
£199
W11904E

**1/2 PRICE FILTER KIT
WITH THIS TAP
£60 W3607E**

01/10/2024

40

PULL-OUT TAPS

ESSDESPO(BODY)

Designer Pull-Out Tap

- Silky smooth body design
- Switch between spray or aerated flows
- WRAS approval pending
- Tap height 471mm
- Tap reach 220mm
- Base diameter 55mm

• 6 Body colours



Price
£229
W13709E



6 TAP BODY FINISHES



Chrome
(CH)



Brushed Steel
(BS)



Matt Black
(MB)



Brushed Brass
(BR)



Brushed Copper
(COP)



Gunmetal
(GM)

ESSPOCH/BS BK/CM/GR/WH/GM

Pitone Pull-Out Tap

- 479mm high
- 230mm spout reach
- 660mm hose pull-out
- 50mm base diameter
- Chrome or Brushed Steel and also available with Black, Champagne, Graphite Grey, White or Gunmetal Grey hose



Chrome



Chrome with
Black Hose



Chrome with
Champagne Hose



Chrome with
Graphite Grey Hose



Chrome with
White Hose



Chrome with
Gunmetal Grey hose

Chrome
£179
W10704E

Brushed Steel
£189
W11304E

**1/2 PRICE FILTER KIT
WITH THIS TAP
£60 W3607E**



01/10/2024

40

ESSENTIALS SINK/TAP CONTENTS

ALL PRICES
EXCLUDE VAT

MAIN CONTENTS



**ESSDES50/BS
Designer 50
Twin Lever Tap**

- Suitable for high or low pressures systems
- Fitted with flow aerator
- Flexi-tails included



1/2 PRICE FILTER KIT WITH THIS TAP
£60 W3607E

Chrome
£159
W9501E

Brushed Steel
£179
W10707E



**ESSDES100/BS
Designer 100 Twin
Lever Mixer Tap**

- Suitable for high or low pressures systems
- Fitted with flow aerator
- Flexi-tails included



1/2 PRICE FILTER KIT WITH THIS TAP
£60 W3607E

Chrome
£169
W10109E

Brushed Steel
£189
W11306E



**ESSDES150/BS
Designer 150
Twin Lever Tap**

- Suitable for high or low pressures systems
- Fitted with flow aerator
- Flexi-tails included



1/2 PRICE FILTER KIT WITH THIS TAP
£60 W3607E

Chrome
£179
W10707E

Brushed Steel
£189
W11303E



**ESSDES200/BS
Designer 200
Twin Lever Mixer Tap**

- Suitable for high or low pressures systems
- Fitted with flow aerator
- Flexi-tails included



1/2 PRICE FILTER KIT WITH THIS TAP
£60 W3607E

Chrome
£199
W11905E

Brushed Steel
£219
W13102E



**ESSDES300/BS
Designer 300
Single Lever Mixer Tap**

- Suitable for high or low pressures systems
- Flexi-tails included



1/2 PRICE FILTER KIT WITH THIS TAP
£60 W3607E

Chrome
£179
W10701E

Brushed Steel
£199
W11901E

**ESSTRA100/BS
Traditional 100 Twin Lever Tap**

- Suitable for high or low pressures systems
- Fitted with flow aerator
- Flexi-tails included



1/2 PRICE FILTER KIT WITH THIS TAP
£60 W3607E



Chrome with
White Levers
£135
W8101E

B/Steel with
White Levers
£145
W8708E

**ESSTRA200/BS
Traditional 200
Twin Lever Tap**

- Suitable for high or low pressures systems
- Fitted with flow aerator
- Flexi-tails included
- Ceramic discs on levers



1/2 PRICE FILTER KIT WITH THIS TAP
£60 W3607E



Chrome
£135
W8105E

Brushed Steel
£145
W8709E

CLASSIC TAPS

Minimum 0.3 bar Water Pressure



ESSCLAS200BK/GM/WH/GR
ESSCLAS200BSBK/GM/WH/GR
Classic 200 Twin Lever Tap

- Suitable for high or low pressures systems
- Fitted with flow aerator
- Flexi-tails included
- Chrome or Brushed Steel with Black, Gunmetal Grey, White or Graphite Grey spout and handles

WRAS

Chrome with Colours **£145** W8706E
Brushed Steel with Colours **£150** W9007E

1/2 PRICE FILTER KIT WITH THIS TAP £60 W3607E

Minimum 0.3 bar Water Pressure



ESSCLAS300BK/GM/WH/GR
ESSCLAS300BSBK/GM/WH/GR
Classic 300 Twin Lever Tap

- Suitable for high or low pressures systems
- Fitted with flow aerator
- Flexi-tails included
- Chrome or Brushed Steel with Black, Gunmetal Grey, White or Graphite Grey spout and handles

WRAS

Chrome with Colours **£150** W9008E
Brushed Steel with Colours **£160** W9607E

1/2 PRICE FILTER KIT WITH THIS TAP £60 W3607E

Minimum 0.3 bar Water Pressure



ESSCLAS100/BS
Classic 100 Single Lever Tap

- Suitable for high or low pressures systems
- Fitted with flow aerator
- Flexi-tails included

WRAS

Chrome **£40** W2408E
Brushed Steel **£45** W2707E

NOT INCLUDED IN FILTER KIT OFFER

Minimum 0.3 bar Water Pressure



ESSCLAS125/BS
Classic 125 Twin Lever Tap

- Suitable for high or low pressures systems
- Fitted with flow aerator
- Flexi-tails included

WRAS

Chrome **£85** W5107E
Brushed Steel **£95** W5706E

1/2 PRICE FILTER KIT WITH THIS TAP £60 W3607E

Minimum 0.3 bar Water Pressure



ESSCLAS150/BS
Classic 150 Twin Lever Tap

- Suitable for high or low pressures systems
- Fitted with flow aerator
- Flexi-tails included

WRAS

Chrome **£80** W4801E
Brushed Steel **£90** W5407E

1/2 PRICE FILTER KIT WITH THIS TAP £60 W3607E



ESSCLAS200/BS
Classic 200 Twin Lever Tap

- Suitable for high or low pressures systems
- Fitted with flow aerator
- Flexi-tails included

WRAS

Chrome **£115** W6906E
Brushed Steel **£135** W8107E

1/2 PRICE FILTER KIT WITH THIS TAP £60 W3607E

Minimum 0.3 bar Water Pressure



ESSCLAS300/BS
Classic 300 Twin Lever Tap

- Suitable for high or low pressures systems
- Fitted with flow aerator
- Flexi-tails included

WRAS

Chrome **£135** W8108E
Brushed Steel **£145** W8707E

1/2 PRICE FILTER KIT WITH THIS TAP £60 W3607E

Minimum 0.3 bar Water Pressure



ESSCLAS400/BS
Classic 400 Single Lever Mixer Tap

- Suitable for high or low pressures systems
- Fitted with flow aerator
- Flexi-tails included

WRAS

Chrome **£135** W8103E
Brushed Steel **£145** W8704E

1/2 PRICE FILTER KIT WITH THIS TAP £60 W3607E

Minimum 0.3 bar Water Pressure



ESSCLAS500/BS
Classic 500 Cross Head Mixer Tap

- Suitable for high or low pressures systems
- Fitted with flow aerator
- Flexi-tails included

WRAS

Chrome **£145** W8702E
Brushed Steel **£155** W9307E

1/2 PRICE FILTER KIT WITH THIS TAP £60 W3607E

Minimum 0.3 bar Water Pressure

01/10/2024

40

essentials sink accessories

ESSFDM01 Universal Folding Mat

- H:11.3 x W:470 x D:447.5mm



Price
£49

W2908E

ESSGCB01 Universal Glass Chopping Board

- Black
- H:16.6 x W:530 x D:300mm



Price
£35

W2109E

ESSPK1 Single Bowl Plumbing Kit

- 2 appliance inlets
- White



Price
£15

W907E

ESSPK2 Double Bowl Plumbing Kit

- 2 appliance inlets
- White



Price
£20

W1202E

ESSPK1SP Space Saving Single Bowl Plumbing Kit

- 2 appliance inlets
- White



Price
£19

W1106E

ESSPK2SP Space Saving Double Bowl Plumbing Kit

- 2 appliance inlets
- White



Price
£25

W1509E

EDRAINER Small Drainer

- 160 x 400 x 150mm
- Stainless Steel



Price
£165

W9904E

Matches ESQ (zero radius) Undermounts



EDRAINERL Large Drainer

- 1000 x 200 x 150mm
- Stainless Steel

Price
£249

W14907E



ESSFILTKIT Filter Kit

- Upgrade the 3 in 1 electronic hot tap with an additional filter kit
- Bottle quality water all the time
- Filter kit also compatible with all essentials taps



1/2 PRICE WHEN PURCHASED WITH A TAP

Price
£120

W7202E

01/10/2024



FREE essentials dishwasher
when you buy a LIFESTYLE kitchen*

essentials LIFESTYLE

*Terms and conditions: Receive a FREE Essentials dishwasher on qualifying orders over £1,999 (retail including VAT) of Crown LifeStyle kitchen furniture, based on current retail pricing at time of ordering. Promotions ends Saturday 30th November 2024. Dishwasher supplied may be an equivalent to the models shown. We reserve the right to withdraw the promotion at any time.



01/10/2024

PERRIN & ROWE[®]
MAYFAIR LONDON

CORE STOCK KITCHEN RANGE



01/10/2024

ARMSTRONG TAPS

JULIET TAPS

LANGBOURN TAPS

PHOENICIAN TAPS

IONIAN TAPS

ETRUSCAN TAPS

PROVENCE TAPS

STAINLESS STEEL
SINKS

HANDLES

SHAW'S SINKS

SHAW'S WASTES

WATERLINE SALES HOTLINE 03330 149 149 - sales@waterline.co.uk

MAIN CONTENTS



Armstrong - 3 in 1 Instant Hot Water Tap with Textured Lever Handles

- The hole centre for this product should be a minimum distance of 80mm from the wall
- Tap height: 430mm

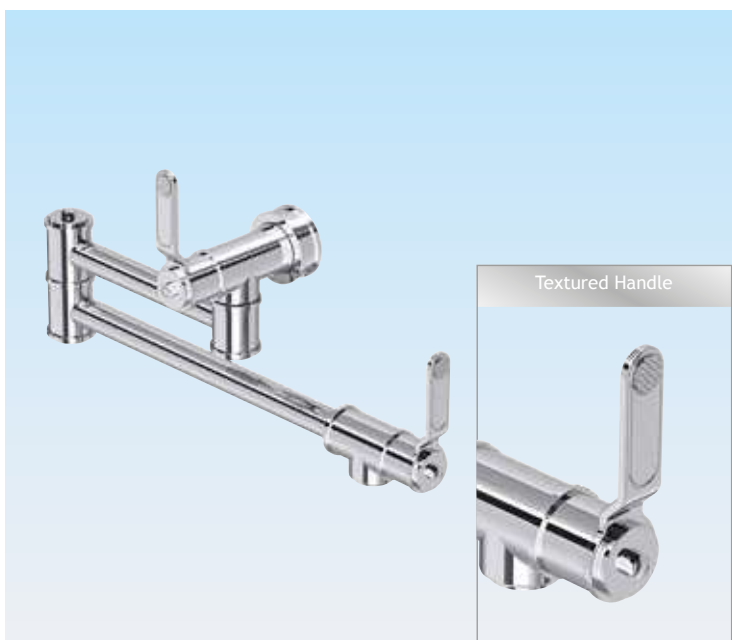
1985HT-CP	Chrome	£1176 W70604P
1985HT-NI	Nickel	£1234 W74105P
1985HT-PF	Pewter	£1291 W77507P



Armstrong - Sink Mixer with Filtration with Textured Lever Handles

- Single flow spout
- Tap height: 430mm

1485HT-CP	Chrome	£852 W51102P
1485HT-NI	Nickel	£909 W54605P
1485HT-PF	Pewter	£966 W58009P




Armstrong - Pot Filler with Textured Handle

4599-CP	Chrome	£580 W34801P
4599-NI	Nickel	£638 W38306P
4599-PF	Pewter	£696 W41807P

Armstrong - Mini Instant Hot Water Tap with Cold Filtration with Textured Handles


• Tap height: 260mm



1833HT-CP	Chrome	£1213 W72808P
1833HT-NI	Nickel	£1274 W76502P
1833HT-PF	Pewter	£1335 W80106P

Armstrong - Mini Filtration Tap with Textured Handles

• Tap height: 255mm



1633HT-CP	Chrome	£426 W25606P
1633HT-NI	Nickel	£441 W26501P
1633HT-PF	Pewter	£455 W27304P

Armstrong - Deck Mounted Soap Dispenser

• Soap Dispenser height: 75mm



6595-CP	Chrome	£122 W7308P
6595-NI	Nickel	£134 W8104P
6595-PF	Pewter	£146 W8806P

01/10/2024

Juliet - 3-in-1 Instant Hot Tap Rinse also available

• Tap height: 385mm



2.4 ltr tank inc.



1912-CP	* Chrome	£1117	W67001P	1712-CP	Chrome with rinse	£1370	W82205P
1912-NI	Nickel	£1168	W70107P	1712-NI	Nickel with rinse	£1446	W86803P
1912-PF	* Pewter	£1220	W73205P	1712-PF	Pewter with rinse	£1523	W91401P

Juliet - Mini Filtration Tap

• Tap height: 255mm



1601-CP	Chrome with Lever Handle	£374	W22503P
1601-NI	Nickel with Lever Handle	£383	W23007P
1601-PF	Pewter with Lever Handle	£392	W23608P

Juliet - Monobloc Sink Mixer Rinse also available

• Tap height: 385mm



4912-CP	Chrome	£387	W23202P	4012-CP	Chrome with Rinse	£556	W33407P
4912-NI	Nickel	£425	W25509P	4012-NI	Nickel with Rinse	£612	W36709P
4912-PF	Pewter	£464	W27803P	4012-PF	Pewter with Rinse	£667	W40104P

Juliet - Monobloc Sink Mixer with Pull-Down Rinse

• Tap height: 425mm



4044-CP	Chrome with Pull Out Rinse	£556	W33406P
4044-NI	Nickel with Pull Out Rinse	£612	W36709P
4044-PF	Pewter with Pull Out Rinse	£667	W40102P

Juliet - Round Monobloc Sink Mixer

Rinse also available

• Tap height: 383mm



4212-CP	Chrome	£373	W22404P	4312-CP	Chrome with Rinse	£543	W32605P
4212-N	Nickel	£410	W24607P	4312-NI	Nickel with Rinse	£597	W35809P
4212-PF	Pewter	£448	W26903P	4312-PF	Pewter with Rinse	£651	W39104P

Juliet - Square Monobloc Sink Mixer

Rinse also available

• Tap height: 375mm



4210-CP	Chrome	£384	W23107P	4310-CP	Chrome with Rinse	£554	W33201P
4210-NI	Nickel	£423	W25403P	4310-NI	Nickel with Rinse	£609	W36608P
4210-PF	Pewter	£461	W27708P	4310-PF	Pewter with Rinse	£664	W39903P

Juliet - Pot Filler



4899-CP	Chrome	£564	W33807P
4899-NI	Nickel	£620	W37206P
4899-PF	Pewter	£676	W40602P

Juliet - Deck Mounted Soap Dispenser

• Soap dispenser height: 69mm



6495-CP	Chrome	£122	W7304P
6495-NI	Nickel	£134	W8101P
6495-PF	Pewter	£146	W8803P

Juliet - Wall Mounted Soap Dispenser

• Soap Dispenser height: 210mm



6473-CP	Chrome	£203	W12208P
6473-NI	Nickel	£223	W13401P
6473-PF	Pewter	£243	W14609P

Juliet - Freestanding Soap Dispenser

• Soap Dispenser height: 220mm



6433-CP	Chrome	£203	W12203P
6433-NI	Nickel	£223	W13405P
6433-PF	Pewter	£243	W14604P

Langbourn - Mini Instant Hot Tap

- Complete with anti-scald lock
- Tap height: 225mm



2.4 ltr tank inc.

1347-CP	Chrome	£975	W58501P
1347-NI	Nickel	£1013	W60808P
1347-PF	Pewter	£1050	W63003P

Langbourn - Sink Mixer with Filtration Rinse also available

- Tap height: 390mm



1435-CP	Chrome with Lever Handles	£756	W45406P
1435-NI	Nickel with Lever Handles	£803	W48203P
1435-PF	Pewter with Lever Handles	£850	W51005P
1535-CP	Chrome with Lever Handles & Rinse	£1009	W60508P
1535-NI	Nickel with Lever Handles & Rinse	£1081	W64902P
1535-PF	Pewter with Lever Handles & Rinse	£1154	W69207P

Langbourn - Sink Mixer with Filtration Rinse also available

- Tap height: 385mm



CORE STOCK

1480-CP	* Chrome with Lever Handles	£771	W46305P
1480-NI	Nickel with Lever Handles	£820	W49201P
1480-PF	Pewter with Lever Handles	£869	W52209P
1580-CP	Chrome with Lever Handles & Rinse	£1025	W61504P
1580-NI	Nickel with Lever Handles & Rinse	£1099	W65907P
1580-PF	Pewter with Lever Handles & Rinse	£1173	W70402P

Langbourn - Mini Filtration Tap

- Tap height: 290mm



1601-CP	Chrome with Lever Handle	£374	W22503P
1601-NI	Nickel with Lever Handle	£383	W23007P
1601-PF	Pewter with Lever Handle	£392	W23608P

Langbourn - Monobloc Sink Mixer Tap Rinse also available

- Tap height: 390mm



4841-CP	Chrome	£387	W23209P	4846-CP	Chrome with Rinse	£556	W33407P
4841-NI	Nickel	£425	W25501P	4846-NI	Nickel with Rinse	£612	W36702P
4841-PF	Pewter	£464	W27808P	4846-PF	Pewter with Rinse	£667	W40106P

Langbourn - Monobloc Sink Mixer Rinse also available

- Tap height: 372mm



CORE STOCK

4861-CP	* Chrome	£373	W22405P	4866-CP	* Chrome with Rinse	£543	W32601P
4861-NI	* Nickel	£410	W24609P	4866-NI	* Nickel with Rinse	£597	W35808P
4861-PF	* Pewter	£448	W26901P	4866-PF	* Pewter with Rinse	£651	W39106P

01/10/2024

40

THE LANGBOURN COLLECTION

Special order finishes also available:
 BZ - English Bronze, BR - Polished Brass,
 SB - Satin Brass and AB - Aged Brass, IG - Gold

Langbourn - Bridge Sink Mixer

Rinse also available

• Tap height: 420mm



4293-CP	Chrome	£483	W29005P	4273-CP	Chrome with Rinse	£658	W39507P
4293-NI	Nickel	£531	W31901P	4273-NI	Nickel with Rinse	£724	W43508P
4293-PF	Pewter	£580	W34806P	4273-PF	Pewter with Rinse	£790	W47403P

Langbourn - Wide Spread Sink Mixer

Rinse also available

• Tap height: 370mm



CORE STOCK

4886-CP	W Chrome	£534	W32102P	4891-CP	Chrome with Rinse	£703	W42203P
4886-NI	Nickel	£587	W35306P	4891-NI	Nickel with Rinse	£774	W46407P
4886-PF	Pewter	£641	W38509P	4891-PF	Pewter with Rinse	£844	W50608P

Langbourn - Pot Filler



4899-CP	Chrome	£564	W33807P
4899-NI	Nickel	£620	W37206P
4899-PF	Pewter	£676	W40602P

Langbourn - Deck Mounted Soap Dispenser

• Soap dispenser height: 69mm



6495-CP	Chrome	£122	W7304P
6495-NI	Nickel	£134	W8101P
6495-PF	Pewter	£146	W8803P

Langbourn - Wall Mounted Soap Dispenser

• Soap Dispenser height: 210mm



6473-CP	Chrome	£203	W12208P
6473-NI	Nickel	£223	W13401P
6473-PF	Pewter	£243	W14609P

Langbourn - Freestanding Soap Dispenser

• Soap Dispenser height: 220mm



6433-CP	Chrome	£203	W12203P
6433-NI	Nickel	£223	W13405P
6433-PF	Pewter	£243	W14604P

Phoenician - 3-in-1 Instant Hot Water Tap Rinse also available

• Tap height: 370mm



2.4 ltr tank inc.

CORE STOCK

1937-CP	* Chrome	£1117	W67003P	1737-CP	Chrome with rinse	£1370	W82206P
1937-NI	Nickel	£1168	W70106P	1737-NI	Nickel with rinse	£1446	W86809P
1937-PF	* Pewter	£1220	W73209P	1737-PF	Pewter with rinse	£1523	W91402P

Phoenician - Mini Instant Hot Tap

- Complete with anti-scald lock
- Tap height: 255mm



2.4 ltr tank inc.

CORE STOCK



1307-CP	* Chrome	£982	W59002P
1307-NI	Nickel	£1020	W61209P
1307-PF	* Pewter	£1058	W63501P

Phoenician - Sink Mixer with Filtration Rinse also available

• Tap height: 360mm



1437-CP-WPC	Chrome with White Lever Handles	£756	W45404P
1437-NI-WPC	Nickel with White Lever Handles	£803	W48209P
1437-PF-WPC	Pewter with White Lever Handles	£850	W51001P
1537-CP-WPC	Chrome with White Lever Handles & Rinse	£1009	W60503P
1537-NI-WPC	Nickel with White Lever Handles & Rinse	£1081	W64908P
1537-PF-WPC	Pewter with White Lever Handles & Rinse	£1153	W69207P

Phoenician - Sink Mixer with Filtration Rinse also available

• Tap height: 335mm



CORE STOCK

1460-CP-WPC	* Chrome with White Lever Handles	£771	W46308P
1460-NI-WPC	Nickel with White Lever Handles	£820	W49207P
1460-PF-WPC	Pewter with White Lever Handles	£869	W52203P
1560-CP-WPC	Chrome with White Lever Handles & Rinse	£1025	W61506P
1560-NI-WPC	Nickel with White Lever Handles & Rinse	£1099	W65901P
1560-PF-WPC	Pewter with White Lever Handles & Rinse	£1173	W70404P

Phoenician - Mini Filtration Tap

• Tap height: 290mm



1605-CP-WPC	Chrome with White Lever Handles	£374	W22502P
1605-NI-WPC	Nickel with White Lever Handles	£383	W23006P
1605-PF-WPC	Pewter with White Lever Handles	£392	W23609P

Phoenician - Monobloc Sink Mixer Rinse also available

• Tap height: 380mm



CORE STOCK

4341-CP	* Chrome with White Lever Handle	£390	W23407P
4341-NI	Nickel with White Lever Handle	£429	W25806P
4341-PF	Pewter with White Lever Handle	£468	W28104P
4346-CP	Chrome with White Lever Handle & Rinse	£559	W33603P
4346-NI	Nickel with White Lever Handle & Rinse	£615	W36909P
4346-PF	Pewter with White Lever Handle & Rinse	£671	W40305P

01/10/2024

40

THE PHOENICIAN COLLECTION

Special order finishes also available:
 BZ - English Bronze, BR - Polished Brass,
 SB - Satin Brass and AB - Aged Brass, IG - Gold

Phoenician - Monobloc Sink Mixer

Rinse also available

• Tap height: 370mm



CORE STOCK

4460-CP	* Chrome with White Levers	£389	W23408P
4460-NI	* Nickel with White Levers	£428	W25701P
4460-PF	* Pewter with White Levers	£467	W28103P
4360-CP	* Chrome with White Levers & Rinse	£559	W33604P
4360-NI	* Nickel with White Levers & Rinse	£615	W36905P
4360-PF	* Pewter with White Levers & Rinse	£671	W40306P

Phoenician - Monobloc Sink Mixer

Rinse also available

• Tap height: 365mm



4385-CP	Chrome with Crosshead Handles	£399	W24005P
4385-NI	Nickel with Crosshead Handles	£439	W26403P
4385-PF	Pewter with Crosshead Handles	£479	W28809P
4365-CP	Chrome with Crosshead Handles & Rinse	£569	W34204P
4365-NI	Nickel with Crosshead Handles & Rinse	£626	W37608P
4365-PF	Pewter with Crosshead Handles & Rinse	£683	W41006P

Phoenician - Wide Spread Sink Mixer

Rinse also available

• Tap height: 360mm



4371-CP	Chrome with White Lever Handles	£528	W31707P
4371-NI	Nickel with White Lever Handles	£581	W34903P
4371-PF	Pewter with White Lever Handles	£633	W38001P
4376-CP	Chrome with White Levers & Rinse	£697	W41909P
4376-NI	Nickel with White Levers & Rinse	£767	W46006P
4376-PF	Pewter with White Levers & Rinse	£837	W50204P

Phoenician - Pot Fillers



4798-CP	Chrome with Crosshead Handles	£564	W33802P
4798-NI	Nickel with Crosshead Handles	£620	W37209P
4798-PF	Pewter with Crosshead Handles	£676	W40604P
4799-CP	Chrome with Lever Handles	£564	W33803P
4799-NI	Nickel with Lever Handles	£620	W37201P
4799-PF	Pewter with Lever Handles	£676	W40605P

Phoenician - Deck Mounted Soap Dispenser

• Soap dispenser height: 92mm



6995-CP	Chrome	£122	W7305P
6995-NI	Nickel	£134	W8106P
6995-PF	Pewter	£146	W8807P

Phoenician - Wall Mounted Soap Dispenser

• Soap Dispenser height: 240mm



6973-CP	Chrome	£203	W12202P
6973-NI	Nickel	£223	W13407P
6973-PF	Pewter	£243	W14609P

Phoenician - Freestanding Soap Dispenser

• Soap Dispenser height: 240mm



6933-CP	Chrome	£203	W12205P
6933-NI	Nickel	£223	W13401P
6933-PF	Pewter	£243	W14604P

Ionian - Mini Instant Hot Tap

- Complete with anti-scald lock
- Tap height: 255mm



2.4 ltr tank inc.



1307-CP	* Chrome	£982	W59002P
1307-NI	Nickel	£1020	W61209P
1307-PF	* Pewter	£1058	W63501P

Ionian - Mini Filtration Tap

- Tap height: 290mm



1605-CP-WPC	Chrome with White Lever Handles	£374	W22502P
1605-NI-WPC	Nickel with White Lever Handles	£383	W23006P
1605-PF-WPC	Pewter with White Lever Handles	£392	W23609P

Ionian - Bridge Sink Mixer

Rinse also available

- Tap height: 415mm



4192-CP	* Chrome with Crosshead Handles	£483	W29007P
4192-NI	* Nickel with Crosshead Handles	£531	W31903P
4192-PF	* Pewter with Crosshead Handles	£580	W34806P
4172-CP	Chrome with C/head Handles & Rinse	£658	W39501P
4172-NI	Nickel with C/head Handles & Rinse	£724	W43509P
4172-PF	Pewter with C/head Handles & Rinse	£790	W47404P

Ionian - Bridge Sink Mixer

Rinse also available

- Tap height: 415mm



4193-CP	* Chrome with White Lever Handles	£483	W29005P
4193-NI	* Nickel with White Lever Handles	£531	W31909P
4193-PF	* Pewter with White Lever Handles	£580	W34804P
4173-CP	Chrome with White Lever Handles & Rinse	£658	W39505P
4173-NI	Nickel with White Lever Handles & Rinse	£724	W43501P
4173-PF	Pewter with White Lever Handles & Rinse	£790	W47409P

Ionian - Deck Mounted Bibcock Taps

• Tap height: 235mm



4338-CP	* Chrome with Crosshead Handles	£324	W19407P
4338-NI	* Nickel with Crosshead Handles	£356	W21406P
4338-PF	* Pewter with Crosshead Handles	£388	W23301P
4332-CP	Chrome with White Lever Handles	£324	W19408P
4332-NI	Nickel with White Lever Handles	£356	W21403P
4332-PF	Pewter with White Lever Handles	£388	W23305P

Ionian - Wall Mounted Bibcock Taps

• Spout reach for Crosshead Tap: 95mm
 • Spout reach for Lever Tap: 85mm



4328-CP	Chrome with Crosshead Handles	£324	W19403P
4328-NI	Nickel with Crosshead Handles	£356	W21405P
4328-PF	Pewter with Crosshead Handles	£388	W23307P
4322-CP	Chrome with White Lever Handles	£324	W19404P
4322-NI	Nickel with White Lever Handles	£356	W21408P
4322-PF	Pewter with White Lever Handles	£388	W23309P

Ionian - Pot Fillers



4798-CP	Chrome with Crosshead Handles	£564	W33802P
4798-NI	Nickel with Crosshead Handles	£620	W37209P
4798-PF	Pewter with Crosshead Handles	£676	W40604P
4799-CP	Chrome with Lever Handles	£564	W33803P
4799-NI	Nickel with Lever Handles	£620	W37201P
4799-PF	Pewter with Lever Handles	£676	W40605P

Ionian - Deck Mounted Soap Dispenser

• Soap dispenser height: 86mm



6995-CP	Chrome	£122	W7305P
6995-NI	Nickel	£134	W8106P
6995-PF	Pewter	£146	W8807P

Ionian - Wall Mounted Soap Dispenser

• Soap Dispenser height: 240mm



6973-CP	Chrome	£203	W12202P
6973-NI	Nickel	£223	W13407P
6973-PF	Pewter	£243	W14609P

Ionian - Freestanding Soap Dispenser

• Soap Dispenser height: 220mm



6933-CP	Chrome	£203	W12205P
6933-NI	Nickel	£223	W13401P
6933-PF	Pewter	£243	W14604P

Etruscan - Mini Instant Hot Tap

- Complete with anti-scald lock
- Tap height: 255mm



2.4 ltr tank inc.



1307-CP	* Chrome	£982	W59002P
1307-NI	Nickel	£1020	W61209P
1307-PF	* Pewter	£1058	W63501P

Etruscan - Sink Mixer with Filtration Rinse also available

- Tap height: 300mm



1420-CP	Chrome with Lever Handles	£771	W46307P
1420-NI	Nickel with Lever Handles	£820	W49203P
1420-PF	Pewter with Lever Handles	£869	W52209P
1520-CP	Chrome with Lever Handles & Rinse	£1025	W61501P
1520-NI	Nickel with Lever Handles & Rinse	£1099	W65905P
1520-PF	Pewter with Lever Handles & Rinse	£1173	W70406P

Etruscan - Mini Filtration Tap

- Tap height: 290mm



1605-CP-WPC	Chrome with White Lever Handles	£374	W22502P
1605-NI-WPC	Nickel with White Lever Handles	£383	W23006P
1605-PF-WPC	Pewter with White Lever Handles	£392	W23609P


Etruscan - Monobloc Sink Mixer Rinse also available

- Tap height: 290mm



4320-CP	* Chrome	£389	W23401P	4350-CP	Chrome with Rinse	£559	W33604P
4320-NI	* Nickel	£428	W25706P	4350-NI	Nickel with Rinse	£615	W36903P
4320-PF	* Pewter	£467	W28109P	4350-PF	Pewter with Rinse	£671	W40305P

Etruscan - Pot Fillers



4798-CP	Chrome with Crosshead Handles	£564	W33802P
4798-NI	Nickel with Crosshead Handles	£620	W37209P
4798-PF	Pewter with Crosshead Handles	£676	W40604P
4799-CP	Chrome with Lever Handles	£564	W33803P
4799-NI	Nickel with Lever Handles	£620	W37201P
4799-PF	Pewter with Lever Handles	£676	W40605P

Etruscan - Deck Mounted Soap Dispenser

• Soap dispenser height: 86mm



6995-CP	Chrome	£122	W7305P
6995-NI	Nickel	£134	W8106P
6995-PF	Pewter	£146	W8807P

Etruscan - Wall Mounted Soap Dispenser

• Soap Dispenser height: 240mm



6973-CP	Chrome	£203	W12202P
6973-NI	Nickel	£223	W13407P
6973-PF	Pewter	£243	W14609P

Etruscan - Freestanding Soap Dispenser

• Soap Dispenser height: 240mm



6933-CP	Chrome	£203	W12205P
6933-NI	Nickel	£223	W13401P
6933-PF	Pewter	£243	W14604P

01/10/2024

Provence - 3-in-1 Instant Hot Water Tap Rinse also available

• Tap height: 385mm



2.4 ltr tank inc.

1970-CP	Chrome	£1170	W70201P	1770-CP	Chrome with rinse	£1423	W85408P
1970-NI	Nickel	£1227	W73707P	1770-NI	Nickel with rinse	£1505	W90304P
1970-PF	Pewter	£1284	W77105P	1770-PF	Pewter with rinse	£1588	W95309P

Provence - Mini Instant Hot Tap

• Complete with anti-scald lock
• Tap height: 240mm



2.4 ltr tank inc.

1323-CP	Chrome	£1029	W61806P
1323-NI	Nickel	£1072	W64301P
1323-PF	Pewter	£1114	W66908P

Provence - Sink Mixer with Filtration Rinse also available

• Tap height: 275mm



1470-CP	Chrome with Lever Handles	£809	W48602P
1470-NI	Nickel with Lever Handles	£862	W51704P
1470-PF	Pewter with Lever Handles	£914	W54903P
1570-CP	Chrome with Lever Handles & Rinse	£1062	W63709P
1570-NI	Nickel with Lever Handles & Rinse	£1140	W68404P
1570-PF	Pewter with Lever Handles & Rinse	£1218	W73103P

Provence - Sink Mixer with Filtration Rinse also available

• Tap height: 275mm



1475-CP	Chrome with Lever Handles	£825	W49503P
1475-NI	Nickel with Lever Handles	£879	W52807P
1475-PF	Pewter with Lever Handles	£933	W56002P
1575-CP	Chrome with Lever Handles & Rinse	£1078	W64707P
1575-NI	Nickel with Lever Handles & Rinse	£1157	W69501P
1575-PF	Pewter with Lever Handles & Rinse	£1237	W74209P

Provence - Mini Filtration Tap

• Tap height: 240mm



1621-CP	Chrome with Lever Handle	£428	W25706P
1621-NI	Nickel with Lever Handle	£443	W26604P
1621-PF	Pewter with Lever Handle	£457	W27501P

Provence - Monobloc Sink Mixer Rinse also available

• Tap height: 275mm



4741-CP	Chrome with Single Lever	£450	W27004P
4741-NI	Nickel with Single Lever	£495	W29703P
4741-PF	Pewter with Single Lever	£540	W32406P
4746-CP	Chrome with Single Lever & Rinse	£619	W37202P
4746-NI	Nickel with Single Lever & Rinse	£681	W40906P
4746-PF	Pewter with Single Lever & Rinse	£743	W44609P

01/10/2024

THE PROVENCE COLLECTION

Special order finishes also available:
 BZ - English Bronze, BR - Polished Brass,
 SB - Satin Brass and AB - Aged Brass, IG - Gold

Provence - Monobloc Sink Mixer with Pull-Down Rinse

• Tap height: 410mm



4744-CP	Chrome with Lever Handle	£619	W37202P
4744-NI	Nickel with Lever Handle	£681	W40901P
4744-PF	Pewter with Lever Handle	£743	W44606P

Provence - Monobloc Sink Mixer Rinse also available

• Tap height: 270mm



4761-CP	Chrome with Lever Handles	£461	W27701P
4761-NI	Nickel with Lever Handles	£507	W30404P
4761-PF	Pewter with Lever Handles	£553	W33208P
4766-CP	Chrome with Lever Handles & Rinse	£630	W37809P
4766-NI	Nickel with Lever Handles & Rinse	£693	W41605P
4766-PF	Pewter with Lever Handles & Rinse	£756	W45407P

Provence - Bridge Sink Mixer Rinse also available

• Tap height: 275mm



4751-CP	Chrome with Lever Handles	£578	W34703P
4751-NI	Nickel with Lever Handles	£636	W38205P
4751-PF	Pewter with Lever Handles	£693	W41608P
4756-CP	Chrome with Lever Handles & Rinse	£753	W45202P
4756-NI	Nickel with Lever Handles & Rinse	£829	W49709P
4756-PF	Pewter with Lever Handles & Rinse	£904	W54301P

Provence - Wide Spread Sink Mixer Rinse also available

• Tap height: 270mm



4771-CP	Chrome with Lever Handles	£605	W36301P
4771-NI	Nickel with Lever Handles	£665	W39906P
4771-PF	Pewter with Lever Handles	£725	W43508P
4776-CP	Chrome with Lever Handles & Rinse	£774	W46504P
4776-NI	Nickel with Lever Handles & Rinse	£851	W51105P
4776-PF	Pewter with Lever Handles & Rinse	£928	W55703P

Provence - Pot Fillers



4798-CP	Chrome with Crosshead Handles	£564	W33802P
4798-NI	Nickel with Crosshead Handles	£620	W37209P
4798-PF	Pewter with Crosshead Handles	£676	W40604P
4799-CP	Chrome with Lever Handles	£564	W33803P
4799-NI	Nickel with Lever Handles	£620	W37201P
4799-PF	Pewter with Lever Handles	£676	W40605P

Provence - Deckmounted Soap Dispenser

• Soap Dispenser height: 92mm



6695-CP	Chrome	£122	W7308P
6695-NI	Nickel	£134	W8104P
6695-PF	Pewter	£146	W8805P

Provence - Wall Mounted Soap Dispenser

• Soap Dispenser height: 230mm



6673-CP	Chrome	£203	W12203P
6673-NI	Nickel	£223	W13405P
6673-PF	Pewter	£243	W14606P

Provence - Freestanding Soap Dispenser

• Soap Dispenser height: 240mm



6633-CP	Chrome	£203	W12208P
6633-NI	Nickel	£223	W13407P
6633-PF	Pewter	£243	W14609P

200mm Undermount Sink

- Bowl dimensions: 200mm x 400mm x 200mm
- Fully insulated bottom and sides
- Diamond v shaped base for drainage
- 0° side radius, 9° base radius for easy cleaning
- Includes waste kit



2620SS Stainless Steel £582 W39002P

380mm Undermount Sink

- Bowl dimensions: 380mm x 400mm x 200mm
- Suitable for a 450mm cabinet
- Fully insulated bottom and sides
- Diamond v shaped base for drainage
- 0° side radius, 9° base radius for easy cleaning
- Includes waste kit



2638SS Stainless Steel £647 W43308P

450mm Undermount Sink

- Bowl dimensions: 450mm x 400mm x 200mm
- Suitable for a 600mm cabinet
- Fully insulated bottom and sides
- Diamond v shaped base for drainage
- 0° side radius, 9° base radius for easy cleaning
- Includes waste kit



2645SS Stainless Steel £688 W46102P

500mm Undermount Sink

- Bowl dimensions: 500mm x 400mm x 200mm
- Suitable for a 600mm cabinet
- Fully insulated bottom and sides
- Diamond v shaped base for drainage
- 0° side radius, 9° base radius for easy cleaning
- Includes waste kit



2650SS Stainless Steel £706 W47409P

710mm Undermount Sink

- Bowl dimensions: 710mm x 400mm x 200mm
- Suitable for a 800mm cabinet
- Fully insulated bottom and sides
- Diamond v shaped base for drainage
- 0° side radius, 9° base radius for easy cleaning
- Includes waste kit



2671SS Stainless Steel £750 W50306P

Waste & Overflow Kits

Single Bowl - Waste & Overflow Kit

6400CP	Chrome	£91	W6102P
6400NI	Nickel	£136	W9108P
6400PF	Pewter	£136	W9105P
6400BZ	English Bronze	£136	W9102P
6400IG	Gold	£136	W9107P
6400BR	Polished Brass	£136	W9101P
6400SB	Satin Brass	£136	W9109P
6400AB	Aged Brass	£136	W9103P

Single Bowl - Waste Kit (No Overflow)

6480CP	Chrome	£78	W5206P
6480NI	Nickel	£117	W7802P
6480PF	Pewter	£117	W7803P
6480BZ	English Bronze	£117	W7809P
6480IG	Gold	£117	W7801P
6480BR	Polished Brass	£117	W7808P
6480SB	Satin Brass	£117	W7804P
6480AB	Aged Brass	£117	W7805P

Double Bowl - Waste & Overflow Kit

6475CP	Chrome	£158	W10601P
6475NI	Nickel	£237	W15903P
6475PF	Pewter	£237	W15908P
6475BZ	English Bronze	£237	W15901P
6475IG	Gold	£237	W15902P
6475BR	Polished Brass	£237	W15909P
6475SB	Satin Brass	£237	W15904P
6475AB	Aged Brass	£237	W15905P

Double Bowl - Waste Kit (No Overflow)

6490CP	Chrome	£111	W7509P
6490NI	Nickel	£166	W11202P
6490PF	Pewter	£166	W11208P
6490BZ	English Bronze	£166	W11205P
6490IG	Gold	£166	W11204P
6490BR	Polished Brass	£166	W11206P
6490SB	Satin Brass	£166	W11203P
6490AB	Aged Brass	£166	W11201P

Rounded Drawer Handle Pack of 5



6561
ø26mm

6560
ø32mm

6561CP	Chrome	£97	W6502P	6560CP	Chrome	£121	W8108P
6561NI	Nickel	£107	W7106P	6560NI	Nickel	£133	W8906P
6561PF	Pewter	£116	W7801P	6560PF	Pewter	£145	W9707P

Other finishes also available on request

Contour Drawer Handle Pack of 5



6571
ø26mm

6570
ø32mm

6571CP	Chrome	£97	W6507P	6570CP	Chrome	£121	W8105P
6571NI	Nickel	£107	W7103P	6570NI	Nickel	£133	W8902P
6571PF	Pewter	£116	W7809P	6570PF	Pewter	£145	W9704P

Other finishes also available on request

Concave Drawer Handle Pack of 5



6591
ø26mm

6590
ø32mm

6591CP	Chrome	£97	W6509P	6590CP	Chrome	£121	W8104P
6591NI	Nickel	£107	W7105P	6590NI	Nickel	£133	W8907P
6591PF	Pewter	£116	W7802P	6590PF	Pewter	£145	W9702P

Other finishes also available on request

Button Drawer Handle Pack of 5



6581
ø26mm

6580
ø32mm

6581CP	Chrome	£97	W6504P	6580CP	Chrome	£121	W8101P
6581NI	Nickel	£107	W7109P	6580NI	Nickel	£133	W8903P
6581PF	Pewter	£116	W7808P	6580PF	Pewter	£145	W9708P

Other finishes also available on request

Shell Drawer Handle Pack of 5



6055
94mm wide

6055CP	Chrome	£158	W10608P
6055NI	Nickel	£174	W11704P
6055PF	Pewter	£190	W12706P

Other finishes also available on request

Choose from a collection of seven artistic designs that can be applied to any of the five sinks. Each design also comes in several colour options to best match your scheme.

All art examples are shown on the Shaker Single 800 sink. See the following page for sink choices and pricing.

Wild Grass



Blue



Gold

Blossom



Blue & Gold



Blue & Silver



Grey & Gold

Eucalyptus



Blue & Gold



Blue & Silver



Grey & Gold

Lines



Gold



Silver

Elements




Blue

Metallic



Gold



Silver

Patina



Blue & Gold



Blue & Silver

01/10/2024

40

Gallery Sink Options

Shaker Single 800

Code	Art	Colour
SCSH108WHWGBL	Wild Grass	Blue
SCSH108WHWGGO	Wild Grass	Gold
SCSH108WHBSGG	Blossom	Grey & Gold
SCSH108WHBSBG	Blossom	Blue & Gold
SCSH108WHBSBS	Blossom	Blue & Silver
SCSH108WHECGG	Eucalyptus	Grey & Gold
SCSH108WHECBG	Eucalyptus	Blue & Gold
SCSH108WHECBS	Eucalyptus	Blue & Silver
SCSH108WHLNGO	Lines	Gold
SCSH108WHLNSI	Lines	Silver
SCSH108WHEMBL	Elements	Blue
SCSH108WHMTGO	Metallic	Gold
SCSH108WHMTSI	Metallic	Silver
SCSH108WHPTBG	Patina	Blue & Gold
SCSH108WHPTBS	Patina	Blue & Silver



*Dimensional tolerance of +/-2%

Price
£819

W491055

Shaker Double 900

Code	Art	Colour
SCSH900WHWGBL	Wild Grass	Blue
SCSH900WHWGGO	Wild Grass	Gold
SCSH900WHBSGG	Blossom	Grey & Gold
SCSH900WHBSBG	Blossom	Blue & Gold
SCSH900WHBSBS	Blossom	Blue & Silver
SCSH900WHECGG	Eucalyptus	Grey & Gold
SCSH900WHECBG	Eucalyptus	Blue & Gold
SCSH900WHECBS	Eucalyptus	Blue & Silver
SCSH900WHLNGO	Lines	Gold
SCSH900WHLNSI	Lines	Silver
SCSH900WHEMBL	Elements	Blue
SCSH900WHMTGO	Metallic	Gold
SCSH900WHMTSI	Metallic	Silver
SCSH900WHPTBG	Patina	Blue & Gold
SCSH900WHPTBS	Patina	Blue & Silver



*Dimensional tolerance of +/-2%

Price
£938

W563075

Butler 600 / 800

Code (600)	Code (800)	Art	Colour
SCBU600WHWGBL	SCBU800WHWGBL	Wild Grass	Blue
SCBU600WHWGGO	SCBU800WHWGGO	Wild Grass	Gold
SCBU600WHBSGG	SCBU800WHBSGG	Blossom	Grey & Gold
SCBU600WHBSBG	SCBU800WHBSBG	Blossom	Blue & Gold
SCBU600WHBSBS	SCBU800WHBSBS	Blossom	Blue & Silver
SCBU600WHECGG	SCBU800WHECGG	Eucalyptus	Grey & Gold
SCBU600WHECBG	SCBU800WHECBG	Eucalyptus	Blue & Gold
SCBU600WHECBS	SCBU800WHECBS	Eucalyptus	Blue & Silver
SCBU600WHLNGO	SCBU800WHLNGO	Lines	Gold
SCBU600WHLNSI	SCBU800WHLNSI	Lines	Silver
SCBU600WHEMBL	SCBU800WHEMBL	Elements	Blue
SCBU600WHMTGO	SCBU800WHMTGO	Metallic	Gold
SCBU600WHMTSI	SCBU800WHMTSI	Metallic	Silver
SCBU600WHPTBG	SCBU800WHPTBG	Patina	Blue & Gold
SCBU600WHPTBS	SCBU800WHPTBS	Patina	Blue & Silver



*Dimensional tolerance of +/-2%

Butler 600
£667

W401025

Butler 800
£784

W471085

Double Bowl 800

Code	Art	Colour
SCLD800WHWGBL	Wild Grass	Blue
SCLD800WHWGGO	Wild Grass	Gold
SCLD800WHBSGG	Blossom	Grey & Gold
SCLD800WHBSBG	Blossom	Blue & Gold
SCLD800WHBSBS	Blossom	Blue & Silver
SCLD800WHECGG	Eucalyptus	Grey & Gold
SCLD800WHECBG	Eucalyptus	Blue & Gold
SCLD800WHECBS	Eucalyptus	Blue & Silver
SCLD800WHLNGO	Lines	Gold
SCLD800WHLNSI	Lines	Silver
SCLD800WHEMBL	Elements	Blue
SCLD800WHMTGO	Metallic	Gold
SCLD800WHMTSI	Metallic	Silver
SCLD800WHPTBG	Patina	Blue & Gold
SCLD800WHPTBS	Patina	Blue & Silver



*Dimensional tolerance of +/-2%

Price
£915

W549035

Entwistle Large Single Bowl Sink

- Unique patterned front
- 3 hole overflow
- Standard 3½ inch waste outlet to accommodate basket strainer or waste disposer
- Dimensions: 760 x 460 x 255mm*

*Dimensional tolerance of +/-2%



Wastes sold separately

SOEN800WH

White

£762 W45801S

Edgworth Double Bowl Sink

- Double bowl sink with offset dividing wall
- Plain front
- No overflows
- 3½ inch waste outlets for basket strainers or waste disposers
- Dimensions 997 x 470 x 255mm*

*Dimensional tolerance of +/-2%



Wastes sold separately

SEDG100WH

White

£1145 W68708S

Ribchester Double Bowl 800

- Double bowl sink with central dividing wall
- Distinctive fluted front
- 3 hole overflows
- 3½ inch waste outlets suitable for basket strainers or waste disposers
- Dimensions: 795 x 465 x 234mm*

*Dimensional tolerance of +/-2%



Wastes sold separately

SO0800010WH

White

£814 W48909S

Bowland Single Bowl Sink 600 & 800

- Distinctive fluted front
- 3 hole overflow
- Central 3½ inch waste outlet for basket strainer or waste disposer
- 600 - Dimensions: 595 x 465 x 220mm*
- 800 - Dimensions: 797 x 535 x 220mm*

*Dimensional tolerance of +/-2%



Wastes sold separately

SO0600010WH

White

£697 W41807S

BLF5312WH

White

£1168 W70108S



Ribchester 800 shown with Perrin & Rowe 4593HT Armstrong Bridge Handle Textured

01/10/2024

CONTEMPORARY CERAMIC SINKS

Butler Sink 600, 800 & 900

- Central 3½ inch waste outlet suitable for basket strainer or waste disposer
- Round overflow.
- 600 - Dimensions: 595 x 460 x 255mm*
- 800 - Dimensions: 795 x 460 x 255mm*
- 900 - Dimensions: 838 x 460 x 255mm*

*Dimensional tolerance of +/-2%



Wastes sold separately

SCBU600WH	White	£496 W29801S
SCBU800WH	White	£613 W36808S
SCBU900WH	White	Whilst stocks last £617 W37006S

Butler Sink 1000

- Offset 3½ inch waste outlet suitable for basket strainer or waste disposer
- Round overflow
- Dimensions: 914 x 460 x 255mm*

*Dimensional tolerance of +/-2%



Wastes sold separately

SCBU101WH	White	£727 W43700S
-----------	-------	---------------------

Double Bowl Sink 800 & 1000

- Compact double bowl sink with central dividing wall
- Central 3½ inch waste outlets suitable for basket strainers or waste disposers
- Round overflows
- 800 - Dimensions: 795 x 465 x 229mm*
- 1000 - Dimensions: 995 x 465 x 229mm*

*Dimensional tolerance of +/-2%



Wastes sold separately

SCLD800WH	White	STAR BUY £699 W41904S
SCLD101WH	White	£814 W48907S

Shaker Single Bowl 600 & 800

- Large, deep single bowl sink with central 3½ inch waste outlet suitable for basket strainer or waste disposer. Round overflow
- 600 - Dimensions: 595 x 460 x 255mm*
- 800 - Dimensions: 762 x 457 x 284mm*

*Dimensional tolerance of +/-2%



Wastes sold separately

SCSH600WH	White	£439 W26402S
SCSH108WH	White	£648 W38908S

Shaker Double Bowl 800, 900 & 1000

- Double bowl sink with dropped central dividing wall
- Central 3½ inch waste outlets suitable for basket strainers or waste disposers
- Round overflows
- 800 - Dimensions: 795 x 465 x 229mm*
- 900 - Dimensions: 895 x 465 x 229mm*
- 1000 - Dimensions: 995 x 465 x 229mm*

*Dimensional tolerance of +/-2%



Wastes sold separately

SCSH800WH	White	£744 W44606S
SCSH900WH	White	£767 W46103S
SCSH101WH	White	£814 W48905S

Waterside Sink 600

- Bow fronted single bowl sink with 3½ inch waste outlet to accommodate basket strainer or waste disposer
- Round overflow
- Dimensions: 597 x 530 x 220mm*

*Dimensional tolerance of +/-2%



Wastes sold separately

SCWT595WH	White	£581 W34902S
-----------	-------	---------------------

Whitehall Sink

- Deep, generous single bowl sink that is suitable for laminate worktops
- Central 3½ inch waste outlet suitable for basket strainer or waste disposer
- Round overflow
- Dimensions: 595 x 470 x 310mm*

*Dimensional tolerance of +/-2%



Wastes sold separately

SCWH600WH	White	£517 W31102S
-----------	-------	---------------------

Belfast Sink

- Traditional Weir overflow
- 1½ inch waste outlet suitable for slotted waste/plug and chain
- Dimensions: 595 x 460 x 255mm*

*Dimensional tolerance of +/-2%



Wastes sold separately

SCBE600WH	White	£401 W24104S
-----------	-------	---------------------

Belthorn Inset Undermount Single Bowl Sink

- Inset or undermount sink
- No overflow
- Central 3½ inch waste outlet suitable for basket strainer or waste disposer
- Dimensions: 381 x 381 x 191mm*

*Dimensional tolerance of +/-2%



Wastes sold separately

SBEL381WH

White

£343 W206035

Inset Single Bowl Sink 600 & 800

- Inset or undermount sink
- Round overflow
- Central 3½ inch waste outlet suitable for basket strainer or waste disposer
- 600 - Dimensions: 595 x 460 x 255mm*
- 800 - Dimensions: 760 x 460 x 265mm*

*Dimensional tolerance of +/-2%



Wastes sold separately

SCIN595WH

White

£460 W276055

SCIN760WH

White

£539 W323015

Square Single Bowl Sink

- Inset or undermount sink
- Round overflow
- Central 3½ inch waste outlet suitable for basket strainer or waste disposer
- Dimensions: 460 x 460 x 191mm*

*Dimensional tolerance of +/-2%



Wastes sold separately

SCSQ460WH

White

£355 W213065

Round Inset Sink

- Inset or undermount sink
- Round overflow
- Central 3½ inch waste outlet suitable for basket strainer or waste disposer
- Dimensions: 460 Diameter x 191mm*

*Dimensional tolerance of +/-2%



Wastes sold separately

SCRO460WH

White

£355 W213045



Belthorn shown with Perrin & Rowe
4846-PF Mimas Single Lever
Mixer C Spout and Rinse

Brindale 1.5 Bowl Sink 600 & 800

- Inset or undermount sink
- Round overflow. 3½ inch waste outlets suitable for basket strainers or waste disposers
- 600 - Dimensions: 548 x 500 x 225mm*
- 800 - Dimensions: 760 x 500 x 225mm*

*Dimensional tolerance of +/-2%



Wastes sold separately

SCBH595WH

White

£401 W241095

SCBH760WH

White

£528 W317045

Bradshaw Double Bowl Sink

- Double bowl sink with offset low dividing wall
- Round overflow
- Central 3½ inch wastes outlets suitable for basket strainers or waste disposers
- Dimensions: 838 x 476 x 244mm

*Dimensional tolerance of +/-2%



Wastes sold separately

SCBR900WH

White

£1028 W617035



Waste & Overflow Kits

Available as 3½" and 1½" Designed to compliment our sink ranges, our elegant 3½" basket strainers are available in nine finishes.

We also offer a 1½" strainer specifically designed to suit our Belfast sinks available in two finishes.

3½" Basket Strainers



FT2900013 Chrome £72 W4302S



FT2900029 Nickel £118 W7108S



FT2900028 Antique Bronze £118 W7105S



FT2900059 Gold £118 W7106S



FT2900061 Aged Brass £118 W7107S



FT2900030 Polished Brass £118 W7101S



FT2900017 Pewter £118 W7109S



FT2900058 English Bronze £118 W7104S



FT2900060 Satin Brass £118 W7103S

1½" Basket Strainers for Belfast Sinks



FT2100011 Chrome £61 W3703S



FT2100012 Gold £93 W5607S

**BRITISH
KITCHENS**

OVER 75 YEARS OF BRITISH



TEXTURED



01/10/2024



MATT



TO SEE ALL OF THESE PRODUCTS... VISIT CROWN IN DAVENTRY

MANUFACTURING EXCELLENCE

**GREAT
OFFERS**



GLOSS

BEST OF *Britain*

**A STUNNING COLLECTION OF BRITISH
MANUFACTURED FURNITURE TO
INSPIRE YOUR CUSTOMERS TO REALISE
THEIR DREAM KITCHEN**

Crown Imperial - the finest range of furniture, manufactured in Britain. With ever increasing competition throughout the global market, now is the best time to invest in British products.

Crown Imperial offer you added value. Take advantage of exclusive offers from these leading brands available with Crown Imperial furniture:

Haier **FRANKE** **SAMSUNG**

minerva[®] maia[®]

**Find out what Crown Imperial can offer you
and your customers... Call Waterline Sales
Director, Rob Taylor on 07909 682 872**



PAINTED

THE KITCHEN & THE BEDROOM BROCHURES NOW AVAILABLE



Beautifully paired

Two appliances. One seamless aesthetic. The NEFF Glass Draft Hood is designed to blend beautifully with NEFF's range of hobs.

A clear glass design takes sleek and elegant ventilation to a new level. With Guided Air Technology extracting steam right from the source, an energy efficient silent motor and 25 million illumination options.

All your senses are catered for.





01/10/2024

SHOWROOM
COLLECTION
WASTE DISPOSERS

SHOWROOM
COLLECTION
HOT TAPS

WASTE DISPOSERS

HOT TAPS

WASTE DISPOSER
ACCESSORIES

SOAP
DISPENSERS

WATERLINE SALES HOTLINE 03330 149 149 - sales@waterline.co.uk

E750SR-1A/S Evolution Plus 750SR Food Waste Disposer

- Built in air switch with 3 colour choices - chrome, brushed steel and black
- Powerful 0.75hp induction motor
- Quiet SoundSeal
- 980ml s/steel grind chamber
- 3 stage grind technology
- Stainless steel sink stopper
- Easy install lift and latch
- Overall size: 312mm h x 209mm w



Price
£584

W379021



E1000SR-A/S Evolution Plus 1000SR Food Waste Disposer

- Built in air switch with 3 colour choices - chrome, brushed steel and black
- Powerful 1hp induction motor
- Quiet SoundSeal
- 980ml s/steel grind chamber
- 4 stage grind technology
- Stainless steel sink stopper
- Easy install lift and latch
- Overall size: 312mm h x 209mm w



Price
£691

W449061



S460SR-1A/S Standard 460SR Food Waste Disposer

- Built in air switch
- 0.55hp induction motor
- 980ml s/steel grind chamber
- 1 stage grind technology
- Plastic sink stopper
- Easy install lift and latch
- Overall size: 312mm h x 170mm w



Price
£208

W135091



P550SR-1A/S Premium 550SR Food Waste Disposer

- Built in air switch with 3 colour choices - chrome, brushed steel and black
- 0.55hp induction motor
- Reduced Sound
- 980ml s/steel grind chamber
- 2 stage grind technology
- Stainless steel sink stopper
- Easy install lift and latch
- Overall size: 312mm h x 209mm w



Price
£291

W189051



P700SR-1A/S Premium 700SR Food Waste Disposer

- Built in air switch with 3 colour choices - chrome, brushed steel and black
- Powerful 0.75hp induction motor
- Reduced Sound
- 980ml s/steel grind chamber
- 2 stage grind technology
- Stainless steel sink stopper
- Easy install lift and latch
- Overall size: 312mm h x 209mm w



Price
£460

W299061



E75 Evolution 75 Food Waste Disposer

- Built in air switch with 3 colour choices - chrome, brushed steel and black
- New style outer cover
- Powerful 0.75hp induction motor
- Overload protection
- 980ml s/steel grind chamber
- 1 stage grind technology
- Stainless steel grind elements
- Overall size: 318mm h x 185mm w



Price
£499

W324031



E150 Evolution 150 Food Waste Disposer

- Built in air switch with 3 colour choices - chrome, brushed steel and black
- New style outer cover
- 0.75hp motor
- 1005ml s/steel grind chamber
- Two stage grind technology
- Auto reverse action
- Stainless steel strainer



Price
£559

W363081



E250 Evolution 250 Food Waste Disposer

- Built in air switch with 3 colour choices - chrome, brushed steel and black
- New style outer cover
- 0.75hp motor
- 1180ml s/steel grind chamber
- Three stage grind technology
- Auto reverse action
- Deluxe plug cover and Stainless steel strainer



Price
£669

W435061



Air Switches Upgrades

- Shown in Black Velvet also available in a Chrome and Brushed Steel

78666
Air Switch
Vintage
£66

W43051



78665
Air Switch
Nautical
£129

W84091



78664
Air Switch
Pioneer
£66

W43021



78667
Air Switch
Deco
£64

W42071



78663
Air Switch
Tuxedo
£67

W44081



Accessories

BATCHFEEDKIT

Batch Feed Kit for

- Suitable for the evolution plus and premium models, not suitable for the S460SR-1

NEW Price
£107
W69021

F701R
Filter Pack of 2

Price
£104
W67091

EUPK
Plumbing Kit

Price
£27
W17051

ISEBATCHKIT
Batch Feed Kit

- Suitable for the evolution E150 and E250 models, not suitable for the E75

Price
£107
W69091

F701R/SINGLE
Filter

STAR BUY Price
£39
W25011

ISE10082
Extended Collar

Price
£40
W26041

4-in-1 Hot Water Taps

- Designed and manufactured in Italy
- Innovative and illuminated touch button control
- Filtered cold and steaming hot water
- Compatible with NeoChiller
- Efficient use of space and time
- Swivel spout
- Easy to install
- Safe, multi-step hot water handle
- 5 year tap and 2 year tank guarantee

ISE4N1JC/BR/VB J Shape 4-in-1 Hot Water Tap



Tap height:
410mm



Chrome Brushed Steel Velvet Black
£1153 **£1445** **£1445**

W749091 W939061 W939021

ISE4N1UC/BR/VB U Shape 4-in-1 Hot Water Tap



Tap height:
362mm



Chrome Brushed Steel Velvet Black
£1153 **£1445** **£1299**

W749041 W939031 W844021

ISE4N1LC/BS/VB L Shape 4-in-1 Hot Water Tap



Tap height:
300mm



Chrome Brushed Steel Velvet Black
£1153 **£1445** **£1299**

W749051 W939091 W844021



3-in-1 Hot Water Taps

- Designed and manufactured in Italy
- Filtered steaming hot water
- Smooth laminar flow
- Efficient, space and time saving
- Easy to install
- Complete installation kit for solid surface mount
- 5 year tap and 2 year tank guarantee

ISE3N1J All In One Tap



Velvet Black

Chrome

Rose Gold

Tap height:
407mm

ISE3N1JC ISE3N1JB ISE3N1JRG ISE3N1JVB
J Shaped Chrome J Shaped B/Steel J Shaped Rose Gold J Shaped Velvet Black
£1029 **£1247** **£1282** **£1308**

W669051 W810011 W833061 W850021

ISE3N1 All In One Tap



Velvet Black

Brushed Gold

Black with Chrome

Tap height:
300mm

ISE3N1IG ISE3N1BK ISE3N1LVB
Brushed Gold Black with Chrome Velvet Black
£1282 **£1247** **£1308**

W833031 W810071 W850091



CHILLER/45528

NeoChiller Unit

- Small, compact domestic chiller unit
- Designed for easy installation under the kitchen sink
- Dispenses up to 7 litre per house of cold still water between 3°C and 10°C
- Filtered to remove impurities and odours, without affecting the water's natural mineral content
- CE approved
- Ice-bank technology for optimum performance
- Compatible with the InSinkErator® 4N1 Touch, HC1100, Modern HC3010 & HC3020



Price
£487

W316041

HC3300 / H3300

Hot Taps

- Swivel spout with single handle
- HC3300 also dispenses filtered cold water
- Push lever lock to activate hot water
- One lever dispenser
- Auto shut off valve
- 2.5 lt tank fitted under the sink
- Adjustable temperature dial from 88°C to 99°C
- Filter system included
- 2 year tap and 2 year tank guarantee



Tap height:
235mm



HC3300 H3300
Hot & Cold Tap Black Hot Tap Black
£862 **£862**

W560011 W560041



INSINKERATOR SHOWROOM PRODUCTS

SHOWROOM COLLECTION

HC3020

Moderno Hot & Cold Tap U Spout All In One

- Dispenses filtered steaming hot water up to 99°
- Dispenses filtered cold water
- Compatible with NeoChiller
- Push lock safety action
- 5 year tap and 2 year tank guarantee

HC3020C
Chrome

£637

W414041

HC3020PN
Polished Nickel

£706

W459051

HC3020BS
Brushed Steel

£718

W467061

HC3020VB
Velvet Black

£714

W464051



Chrome

Tap height:
229mm



HC3010

Moderno Hot & Cold Tap J Spout All In One

- Dispenses filtered steaming hot water up to 99°
- Dispenses filtered cold water
- Compatible with NeoChiller
- Push lock safety action
- 5 year tap and 2 year tank guarantee

HC3010C
Chrome

£629

W409031

HC3010PN
Polished Nickel

£695

W452021

HC3010BS
Brushed Steel

£668

W434081

HC3010VB
Velvet Black

£711

W462071



Chrome

Tap height:
229mm



H3020

Moderno Hot Tap U Spout All In One

- Dispenses filtered steaming hot water up to 99°
- Push lock safety action
- 5 year tap and 2 year tank guarantee

H3020C
Chrome

£597

W388011

H3020PN
Polished Nickel

£655

W426071

H3020BS
Brushed Steel

£668

W434061

H3020VB
Velvet Black

£663

W431041



Chrome

Tap height:
229mm



H3010

Moderno Hot Tap J Spout All In One

- Dispenses filtered steaming hot water up to 99°
- Push lock safety action
- 5 year tap and 2 year tank guarantee

H3010C
Chrome

£591

W384071

H3010JPN
Polished Nickel

£648

W421041

H3010JBS
Brushed Steel

£658

W428091

H3010VB
Velvet Black

£660

W429051



Chrome

Tap height:
229mm



Soap Dispensers

- Easily refillable
- Solid high quality construction
- 2 year warranty
- 300ml plastic tank capacity
- 80mm dispenser height from surface
- 24-27 diameter hole required



ISESDCH/45500

Chrome

£111

W72071



ISESDBS/45500B

Brushed Steel

£125

W81051



ISESDVB/45500AW

Velvet Black

£125

W81011



ISESDRG/4500AT

Rose Gold

£145

W94021



ISESDBG/45500AX

Brushed Gold

£139

W90091

01/10/2024



**Model 46-1
Food Waste Disposer**

- 0.55hp motor
- 1 stage grind technology
- 2 year full warranty
- 980ml food chamber capacity
- Overall size: 318mm h x 159mm w

Price
£149
W97051



**Model 56-1
Food Waste Disposer**

- Built in air switch in chrome
- Stainless steel grind elements
- 0.55hp motor
- 3 year full warranty
- 1 stage grind technology
- 980ml food chamber capacity
- Overall size: 318mm h x 173mm w

Price
£279
W181041




**Model 46A/S
Food Waste Disposer**

- Built in air switch in chrome
- 0.55hp motor
- 1 stage grind technology
- 2 year full warranty
- 980ml food chamber capacity
- Overall size: 318mm h x 159mm w

Price
£199
W129061



**Model 66-1
Food Waste Disposer**

- Built in air switch in chrome
- Stainless steel grind elements
- 0.75hp motor
- 4 year full warranty
- 1 stage grind technology
- 980ml food chamber capacity
- Overall size: 318mm h x 185mm w

Price
£459
W298021




**HC3300 & H3300
Hot & Cold Tap & Hot Tap**

- Swivel spout with single handle
- Push lever lock to activate hot water
- One lever dispenser
- Auto shut off valve
- 2.5 lt tank fitted under the sink
- Adjustable temperature dial from 88°C to 99°C
- Filter system included
- 2 year tap and 2 year tank guarantee

Tap height: 235mm

HC3300 Chrome W510041 £785 W510071		HC3300 Brushed Steel W573081 £882 W573061	
H3300 Chrome £785 W510071		H3300 Brushed Steel £882 W573061	




**ISE3N1
All In One Tap**

- Designed and manufactured in Italy
- Filtered steaming hot water
- Smooth laminar flow
- Efficient, space and time saving
- Easy to install
- Complete installation kit for solid surface mount
- 5 year tap and 2 year tank guarantee

Tap height: 300mm

ISE3N1C Chrome W699061 £1076	ISE3N1B Brushed Steel W833051 £1282	ISE3N1AN Anthracite W833011 £1282
--	---	---




**HC1100
Hot & Cold Tap**

- Elegant swivel spout
- Two lever dispenser
- Auto shut off valve
- 2.5 litre tank fitted under sink
- Adjustable temperature dial from 88°C to 99°C
- Plugs directly into electrical socket
- 2 year tap and 2 year tank guarantee

Tap height: 222mm

Chrome £776 W504051	Brushed Steel £919 W597081
----------------------------------	---




**GN1100
Hot Tap**

- Elegant swivel spout
- One lever dispenser
- Auto shut off valve
- 2.5 litre tank fitted under sink
- Adjustable temperature dial from 88°C to 99°C
- Plugs directly into electrical socket
- 2 year tap and 2 year tank guarantee

Tap height: 222mm

Chrome £693 W450011	Brushed Steel £794 W516061
----------------------------------	---



01/10/2024

Affordable, luxurious,
easy fit solid surfaces

01/10/2024

minerva[®]

FITTING PERFECTION

CARYSIL
SURFACES

minerva[®] maia[®]



**MINERVA
DECORS**

**MINERVA
PRICING**

**MINERVA
SINK MODULES**

**MINERVA
FRANKE MODULES**

**MINERVA
BATHROOM**

**MAIA
KITCHEN**

**MAIA
PRICING**

**MAIA
SINK MODULES**

WATERLINE SALES HOTLINE 03330 149 149 - sales@waterline.co.uk

MAIN CONTENTS

**MINERVA
BROCHURE**

**MAIA
BROCHURE**



minerva®

FREE CARYSIL 3-IN-1 HOT TAP worth £699*

When purchased with two MINERVA worksurface tops (2 x 3m worktops) and a Crown Imperial Kitchen.



CAHTSET-CH

- NHBC Compliant
- 2.3 litre digital tank
- Temperature range 75-98°C
- Nano carbon filter
- Stylish chrome finish
- Easy installation
- Vented system for new build
- 2-year warranty

Price
£582
W34905M

HALF PRICE CARYSIL 3-IN-1 Hot Tap**

When purchased with two MINERVA worksurface tops (1 x 3m worktop & 1 sink module) without a Crown Kitchen.

*Terms & Conditions: Consumer must purchase a minimum of: 2 x Minerva 3050mm worktops and £3,999 of Crown Imperial furniture (Based on current retail price list at time of placing order) to qualify for a free Carysil CAHTSET-CH hot tap (£699 RRP Inc. vat). Excludes Acrylic sink modules as they are not suitable for use with hot taps. Promotion ends Saturday 30th November 2024. We reserve the right to end the promotion at any time.

**Terms & Conditions: Consumer must purchase a minimum of: 1 x Minerva 3050mm worktop and 1 x Minerva sink module to qualify for a half price Carysil CAHTSET-CH hot tap (£699 RRP Inc. vat). Excludes Acrylic sink modules as they are not suitable for use with hot taps. Promotion ends Saturday 30th November 2024. We reserve the right to end the promotion at any time.

Eighteen stunning worksurface décors

Delivering a luxurious appearance, cool pleasing touch and robust performance day in, day out. With a 10-year guarantee against manufacturing defects, style is not compromised for quality.

*Each of these worksurfaces are unique, reflecting the natural appeal of marble and stone.



minerva® Calcutta White (CT)
Price Group 4



minerva® Travertine Haze (TH)
Price Group 3
(Veined décor)



minerva® Silver Haze (SH)
Price Group 3
(Veined décor)



minerva® Concrete Haze (CH)
Price Group 3
(Veined décor)



minerva® Ice Crystal (IC)
Price Group 2



minerva® White (WH)
Price Group 1



minerva® Sparkling White (SW)
Price Group 3



minerva® Grey Crystal (GC)
Price Group 2



minerva® Carrara White (CA)
Price Group 3
(Veined décor)




minerva® Marble Wash (MW)
Price Group 3
(Subtly veined décor)



minerva® Grey Storm (GS)
Price Group 3
(Subtly veined décor)



minerva® Blue Venato (BV)
Price Group 3
(Subtly veined décor)



minerva® Ice Blue (IB)
Price Group 2




minerva® Chalk Venato (CV)
Price Group 3
(Subtly veined décor)




minerva® Copper Fleck (CF)
Price Group 3



minerva® Caramel Crunch (CC)
Price Group 2



minerva® Peak Stone (PS)
Price Group 2



minerva® Nimbus Grey (NG)
Price Group 2

Price Group 1
(WH) White

Price Group 2
(IC) Ice Crystal, (GC) Grey Crystal,
(IB) Ice Blue, (CC) Caramel Crunch,
(PS) Peak Stone, (NG) Nimbus Grey

Price Group 3
(TH) Travertine Haze*, (SH) Silver Haze*, (CH) Concrete Haze*,
(SW) Sparkling White*, (CA) Carrara White*, (MW) Marble Wash*,
(GS) Grey Storm*, (BV) Blue Venato*, (CV) Chalk Venato*,
(CF) Copper Fleck

Price Group 4
(CT) Calcutta White*

Solid performance... total design flexibility

minerva®

Welcome to minerva®: a practical and solid kitchen worksurface material manufactured using state-of-the-art technology to deliver a luxurious appearance, cool pleasing touch and robust performance day in, day out. Such is the enduring quality of minerva® that we guarantee its quality against manufacturing defects for ten years.

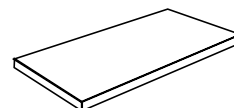
Whether you aspire to sweeping curves or a two-toned breakfast bar, contemporary linear sink modules or the nostalgia of a traditional Belfast sink, minerva® offers the flexibility to meet all your design needs without incurring the cost of specialist installation teams to make your dream come true.



All minerva® worksurfaces are supplied with factory machined face and edges, all finished by hand.

We cut and hand finish the worksurface face and edges for you, so they are delivered ready to fit, saving you valuable installation time and money.

No need to spend time on site making sure the finished face and edges are square and presentable, it's all been done for you.



FACTORY MACHINED
FACE & EDGES, ALL
FINISHED BY HAND



With minerva® there is no waiting for complicated templates to be produced and risk expensive delays.

All minerva® worksurfaces are factory machined and then finished by hand, delivered ready for installation...it's that quick, it's that simple.



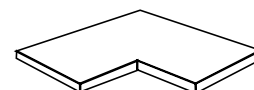
FASTER LEAD TIMES,
QUICKER INSTALLATION



Smooth flowing lines, even across the joint.

Every minerva® joint is hygienic and seamless to touch. An imperceptible joint can be achieved with most décors.

Our veined décors are completely unique, therefore visual difference between joints is to be expected.



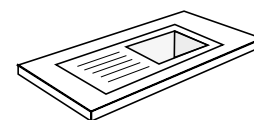
IMPERCEPTIBLE,
SEAMLESS,
SOLID JOINTS



With fabrication built-in, minerva® saves valuable time when it comes to preparation and installation.

All working faces and edges are factory machined and hand finished, which means there's no time wasted on site.

Select an undermounted stainless steel or acrylic sink from the minerva® collection. Factory pre-fabricated for easy and quick installation.



PRE-FABRICATED
FEATURES

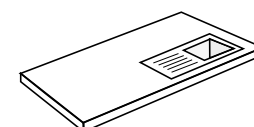


Your kitchen should be everything you've dreamed of.

Our Custom Service department specialises in producing the extraordinary. Rather than fabricating on-site, bespoke worktops can be manufactured in our factory as per your unique kitchen designs... we call it Custom Service.

All of our minerva® sinks and drainer grooves are located centrally within the sink module. With Custom Service, we can locate your sink and drainer grooves anywhere, often to the far left or far right of the worktop.

Requests for larger island sizes are welcomed, these are achieved by seamlessly joining two pieces of solid surface together.



CUSTOM
SERVICE

maia[®] Works Service minerva[®]

Rather than fabricating on-site, bespoke worktops can be manufactured in our factory as per your unique kitchen designs...
... we call it Works Service.



All of our maia[®] and minerva[®] sinks and drainer grooves are located centrally within the sink module. With Works Service, we can locate your sink and drainer grooves anywhere, often to the far left or far right of the worktop.



Sink and drainer grooves are located to the far left of this bespoke island.

We often receive requests for island worktops that are larger than our standard sizes. For these, we need to join two pieces of solid surface together ensuring a solid and seamless joint.

And let's not forget curves, maia[®] worktops can be finished with a radius to suit different cabinet sizes.



maia[®] worktops allow curved ends, along with sweeping internal curves, that meet the current trend for soft, flowing lines.

...just send us your drawing
and we will price the bespoke
worktops within 2 working days.

Whilst most of the bespoke items we make can be achieved by cutting and jointing on site, sometimes this isn't practical and Works Service can often work out more economical.

By the way, we can add a shark nose profile to your minerva[®] worktop at £45 per metre (retail exc VAT). Price confirmed against receipt of drawing.

minerva[®] Non-standard worktop configurations are fabricated easily in-house, come with factory-finished surfaces and are ready for installation.

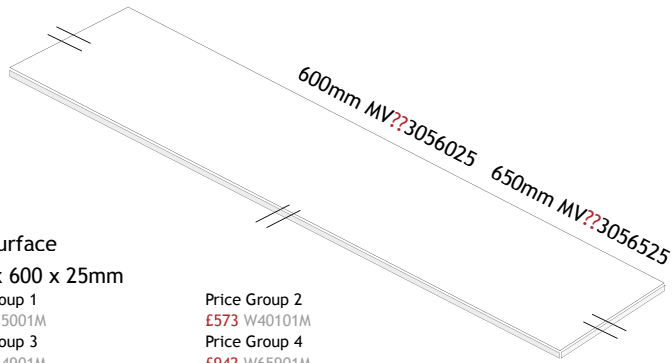


Sheet material is joined using clamps to tighten the surfaces together whilst the glue hardens.



Hob cut-outs are prepared easily on-site making larger size island worktops ideal for food preparation and meal times.

worksurfaces

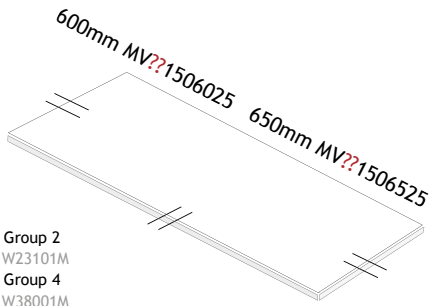


worksurface
3050 x 600 x 25mm
Price Group 1
£500 W35001M
Price Group 3
£785 W54901M

Price Group 2
£573 W40101M
Price Group 4
£942 W65901M

3050 x 650 x 25mm
Price Group 1
£500 W35002M
Price Group 3
£785 W54902M

Price Group 2
£573 W40102M
Price Group 4
£942 W65902M

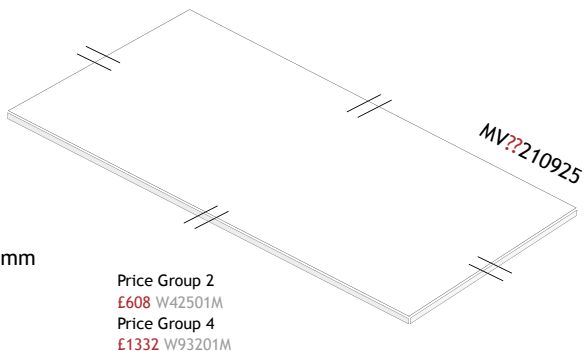


worksurface
1500 x 600 x 25mm
Price Group 1
£289 W20201M
Price Group 3
£452 W31601M

Price Group 2
£330 W23101M
Price Group 4
£543 W38001M

1500 x 650 x 25mm
Price Group 1
£289 W20202M
Price Group 3
£452 W31602M

Price Group 2
£330 W23102M
Price Group 4
£543 W38002M



breakfast bar
2100 x 900 x 25mm
Price Group 1
£510 W35701M
Price Group 3
£863 W60401M

Price Group 2
£608 W42501M
Price Group 4
£1332 W93201M

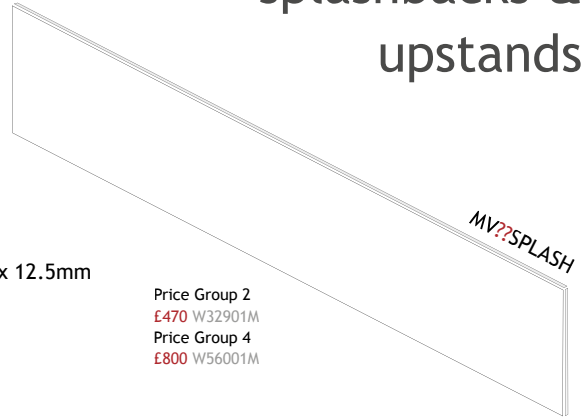
|| factory finished edge — unfinished edges ?? = décor colour option

Please note when choosing a product above the ?? part of the code will need to change to one of the colour options listed here in brackets:

Price Group 1 (WH) White	Price Group 2 (IC) Ice Crystal, (GC) Grey Crystal, (IB) Ice Blue, (CC) Caramel Crunch, (PS) Peak Stone, (NG) Nimbus Grey	Price Group 3 (TH) Travertine Haze*, (SH) Silver Haze*, (CH) Concrete Haze*, (SW) Sparkling White*, (CA) Carrara White*, (MW) Marble Wash*, (GS) Grey Storm*, (BV) Blue Venato*, (CV) Chalk Venato*, (CF) Copper Fleck	Price Group 4 (CT) Calcutta White*
-----------------------------	---	--	---------------------------------------

*Each of these worksurfaces are unique, reflecting the natural appeal of marble and stone.

splashbacks & upstands



splashback
3050 x 600 x 12.5mm
Price Group 1
£432 W30201M
Price Group 3
£666 W46601M

Price Group 2
£470 W32901M
Price Group 4
£800 W56001M

splashback
1500 x 600 x 12.5mm
Price Group 1
£236 W16501M
Price Group 3
£353 W24701M

Price Group 2
£255 W17801M
Price Group 4
£423 W29601M

hob splashback
900 x 750 x 12.5mm
Price Group 1
£236 W16502M
Price Group 3
£353 W24702M

Price Group 2
£255 W17802M
Price Group 4
£423 W29602M

upstand
3050 x 70 x 12.5mm
Price Group 1
£79 W5501M
Price Group 3
£118 W8201M

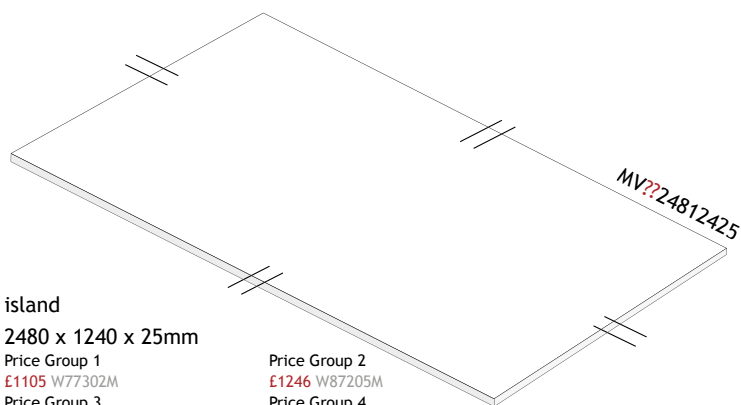
Price Group 2
£99 W6901M
Price Group 4
£142 W9901M

upstand
3050 x 150 x 12.5mm
Price Group 1
£158 W11001M
Price Group 3
£236 W16501M

Price Group 2
£196 W13701M
Price Group 4
£283 W19801M

01/10/2024

worksurfaces



island
2480 x 1240 x 25mm

Price Group 1
£1105 W77302M
Price Group 3
£1673 W117101M

Price Group 2
£1246 W87205M
Price Group 4
£1982 W138709M

Please see accessories page for Jointing Kit, Care Kit, Adhesives and Seaming Tool

|| factory finished edge

Please note when choosing a product on the left, the ?? part of the code will need to change to one of the available colour options listed here in brackets:

Price Group 1 (WH) White	Price Group 2 (IC) Ice Crystal, (GC) Grey Crystal	Price Group 3 (SW) Sparkling White, (CA) Carrara White*, (CF) Copper Fleck	Price Group 4 (CT) Calcutta White
-----------------------------	---	---	--------------------------------------

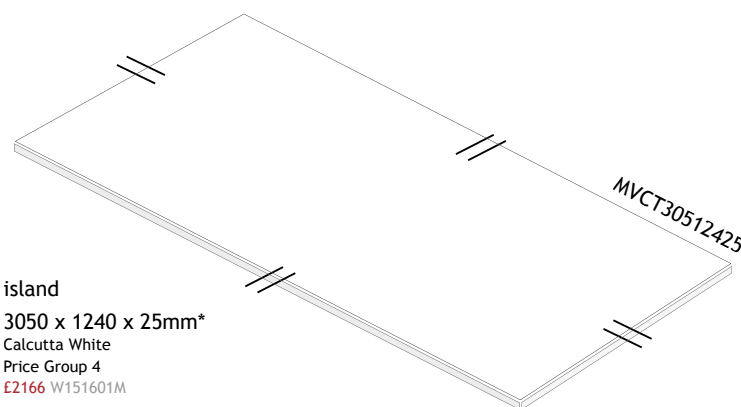
Delivery charges apply, please call for pricing.



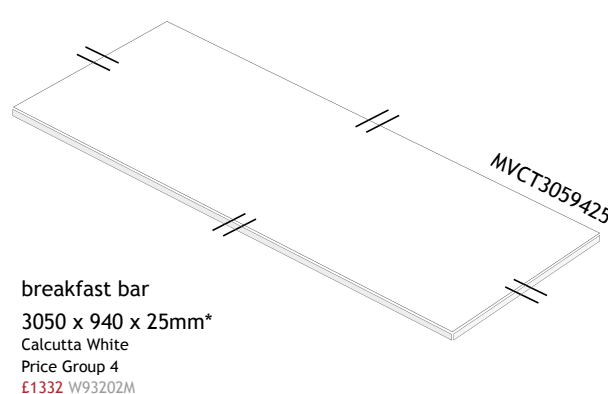
minerva®
Calcutta White - pre-fabricated recessed drainer grooves



minerva®
Calcutta White - seamless joints



island
3050 x 1240 x 25mm*
Calcutta White
Price Group 4
£2166 W151601M



breakfast bar
3050 x 940 x 25mm*
Calcutta White
Price Group 4
£1332 W93202M

Delivery charges apply, please call for pricing.

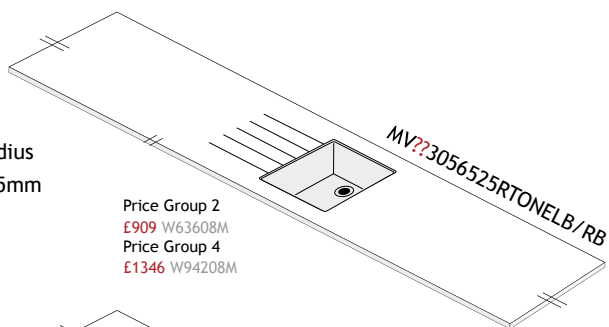
|| factory finished edge

* sizes unique to minerva® Calcutta White

01/10/2024

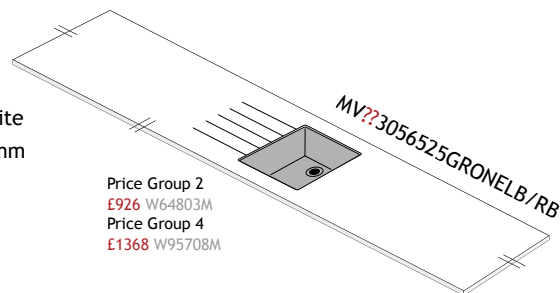
sink modules

single bowl
steel 10mm radius
3050 x 650 x 25mm
Price Group 1
£826 W57803M
Price Group 3
£1126 W78802M



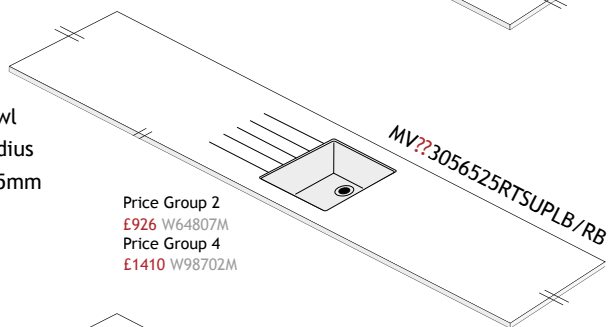
Price Group 2
£909 W63608M
Price Group 4
£1346 W94208M

single bowl granite
3050 x 650 x 25mm
Price Group 1
£848 W59307M
Price Group 3
£1148 W80305M



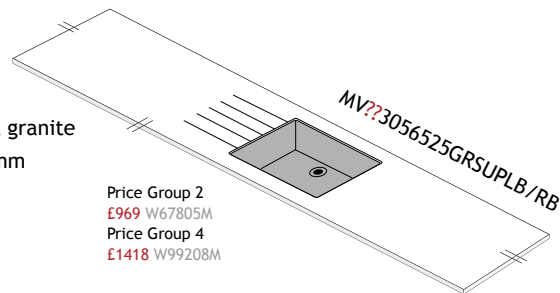
Price Group 2
£926 W64803M
Price Group 4
£1368 W95708M

super large bowl
steel 10mm radius
3050 x 650 x 25mm
Price Group 1
£883 W61804M
Price Group 3
£1183 W82801M



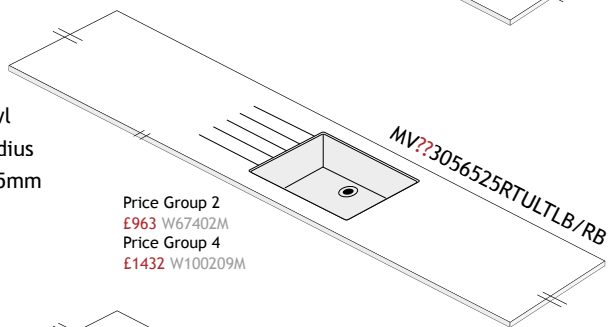
Price Group 2
£926 W64803M
Price Group 4
£1410 W98702M

super large bowl granite
3050 x 650 x 25mm
Price Group 1
£890 W62301M
Price Group 3
£1190 W83306M



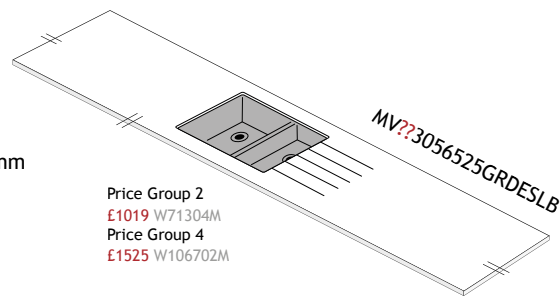
Price Group 2
£969 W67805M
Price Group 4
£1418 W99208M

ultra large bowl
steel 10mm radius
3050 x 650 x 25mm
Price Group 1
£905 W63308M
Price Group 3
£1203 W84204M



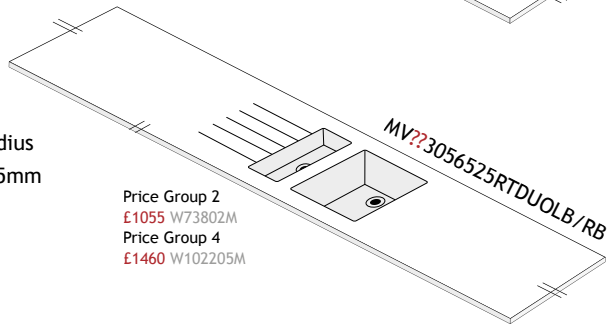
Price Group 2
£963 W67402M
Price Group 4
£1432 W100209M

1.5 bowl granite
3050 x 650 x 25mm
Price Group 1
£940 W65805M
Price Group 3
£1239 W86704M



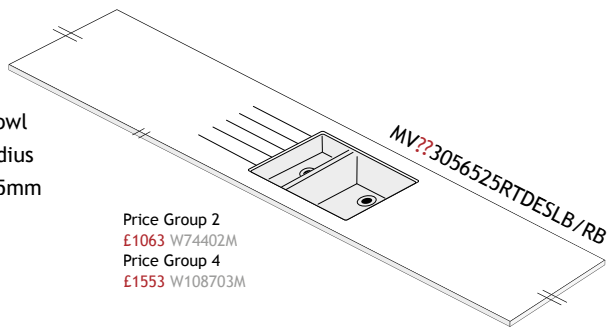
Price Group 2
£1019 W71304M
Price Group 4
£1525 W106702M

1.5 bowl
steel 10mm radius
3050 x 650 x 25mm
Price Group 1
£940 W65807M
Price Group 3
£1239 W86703M



Price Group 2
£1055 W73802M
Price Group 4
£1460 W102205M

1.5 designer bowl
steel 10mm radius
3050 x 650 x 25mm
Price Group 1
£969 W67801M
Price Group 3
£1268 W88708M



Price Group 2
£1063 W74402M
Price Group 4
£1553 W108703M

Granite sinks available in the following colours



Black



White



Gunmetal



Graphite

|| factory finished edge — unfinished edges ?? = décor colour option

Please note when choosing a product above the ?? part of the code will need to change to one of the colour options listed here in brackets:

Price Group 1 (WH) White	Price Group 2 (IC) Ice Crystal, (GC) Grey Crystal, (IB) Ice Blue, (CC) Caramel Crunch, (PS) Peak Stone, (NG) Nimbus Grey	Price Group 3 (TH) Travertine Haze*, (SH) Silver Haze*, (CH) Concrete Haze*, (SW) Sparkling White*, (CA) Carrara White*, (MW) Marble Wash*, (GS) Grey Storm*, (BV) Blue Venato*, (CV) Chalk Venato*, (CF) Copper Fleck	Price Group 4 (CT) Calcutta White*
-----------------------------	---	--	---------------------------------------


*Each of these worksurfaces are unique, reflecting the natural appeal of marble and stone.

Please see accessories page
for Jointing Kit, Care Kit,
Adhesives and Seaming Tool

01/10/2024

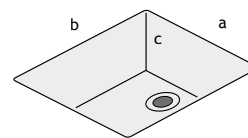
30



single bowl 10mm radius  **500** **S**

minerva® single bowl...650mm deep with drainer grooves only. No pre drilled tap hole. Includes steel bowl, basket strainer, fitting clips and sealant.

MV??305625RTONELB/RB



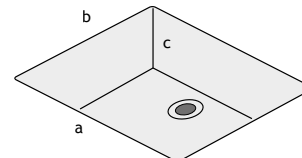
a. 340mm • b. 400mm • c. 190mm



super large bowl 10mm radius  **500** **S**


minerva® super large bowl...650mm deep with drainer grooves only. No pre drilled tap hole. Includes steel bowl, basket strainer, fitting clips and sealant.

MV??305625RTSULPLB/RB



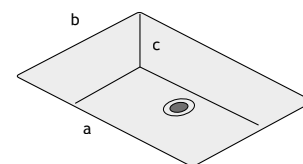
a. 410mm • b. 400mm • c. 190mm



ultra large bowl 10mm radius  **650+** **S**


minerva® ultra large bowl...650mm deep with drainer grooves only. No pre drilled tap hole. Includes steel main bowl and separate small bowl, basket strainers, fitting clips and sealant.

MV??305625RTULTLB/RB



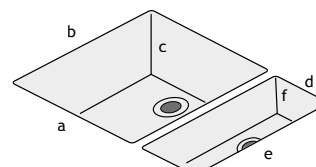
a. 550mm • b. 400mm • c. 190mm



1.5 bowl duo 10mm radius  **650+** **S**

minerva® 1.5 bowl...650mm deep with drainer grooves only. No pre drilled tap hole. Includes steel main bowl and separate small bowl, basket strainers, fitting clips and sealant.

MV??305625RTDUOLB/RB



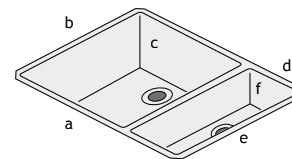
a. 340mm • b. 400mm • c. 190mm
d. 180mm • e. 400mm • f. 125mm



1.5 designer bowl 10mm radius  **650+** **S**


minerva® 1.5 designer bowl...650mm deep with drainer grooves only. No pre drilled tap hole. Includes combined 1.5 bowl steel sink, basket strainers, fitting clips and sealant.

MV??305625RTDESLB/RB



a. 550mm • b. 400mm • c. 190mm
d. 180mm • e. 400mm • f. 125mm

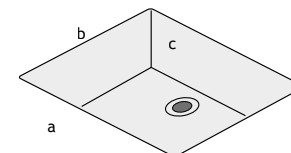


single bowl granite  **600**

minerva® single bowl...650mm deep with drainer grooves only. No pre drilled tap hole. Includes granite bowl, basket strainer, fitting clips and sealant.


MV??305625GRONELB/RB

Choice of 4 colours
Black, White, Gunmetal
or Graphite



a. 400mm • b. 400mm • c. 200mm

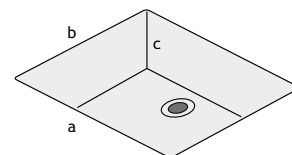


super large bowl granite  **650+**

minerva® super large bowl...650mm deep with drainer grooves only. No pre drilled tap hole. Includes granite bowl, basket strainer, fitting clips and sealant.


MV??305625GRSULPLB/RB

Choice of 4 colours
Black, White, Gunmetal
or Graphite



a. 500mm • b. 400mm • c. 200mm

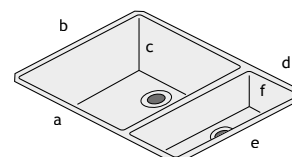


1.5 designer bowl granite  **650+**


minerva® 1.5 designer bowl...650mm deep with drainer grooves only. No pre drilled tap hole. Includes combined 1.5 bowl Includes granite bowl sink, basket strainers, fitting clips and sealant.

MV??305625GRDESLB

Choice of 4 colours
Black, White, Gunmetal
or Graphite



a. 335mm • b. 400mm • c. 200mm
d. 155mm • e. 400mm • f. 140mm

KEY:  This sink is suitable for use with a boiling water tap

500 Will fit into 500mm base cabinet

600 Will fit into 600mm base cabinet

650+ Will fit into base cabinet openings over 650mm

S Bowls are SS304 (18/10) grade steel

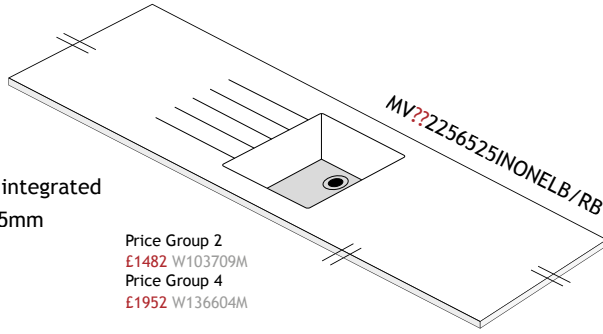
minerva® SINK MODULES

sink modules

single bowl
stainless steel integrated

2250 x 650 x 25mm
Price Group 1
£1403 W98205M
Price Group 3
£1702 W119109M

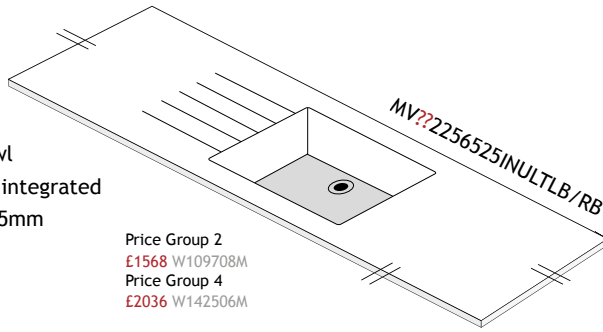
Price Group 2
£1482 W103709M
Price Group 4
£1952 W136604M



ultra large bowl
stainless steel integrated

2250 x 650 x 25mm
Price Group 1
£1489 W104207M
Price Group 3
£1788 W125106M

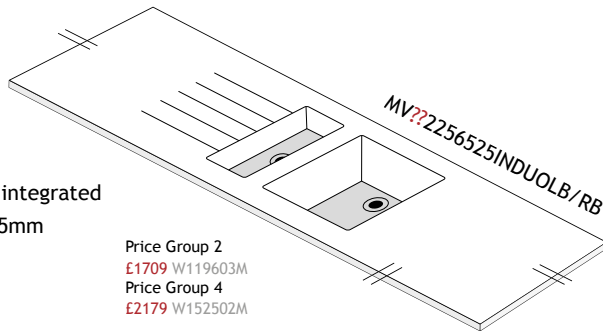
Price Group 2
£1568 W109708M
Price Group 4
£2036 W142506M



1.5 bowl
stainless steel integrated

2250 x 650 x 25mm
Price Group 1
£1630 W114107M
Price Group 3
£1930 W135106M

Price Group 2
£1709 W119603M
Price Group 4
£2179 W152502M



single bowl ceramic

3050 x 650 x 25mm
Price Group 1
£859 W60101M
Price Group 3
£1159 W81107M

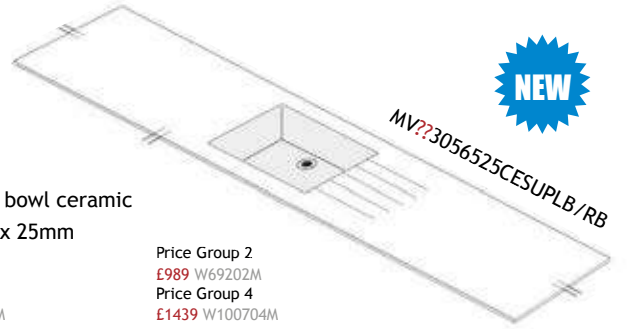
Price Group 2
£939 W65708M
Price Group 4
£1379 W96503M



super large bowl ceramic

3050 x 650 x 25mm
Price Group 1
£909 W63605M
Price Group 3
£1209 W84601M

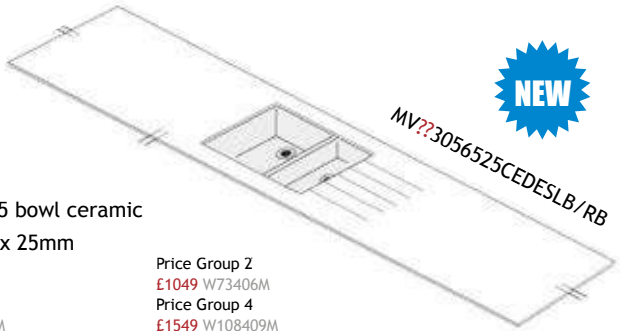
Price Group 2
£989 W69202M
Price Group 4
£1439 W100704M



designer 1.5 bowl ceramic

3050 x 650 x 25mm
Price Group 1
£969 W67804M
Price Group 3
£1269 W88803M

Price Group 2
£1049 W73406M
Price Group 4
£1549 W108409M



Integrated sinks available in the following colours



Copper



Gold/Brass



Gunmetal



Steel

CERAMIC SINK MODULES NEW FOR Q4



|| factory finished edge — unfinished edges ?? = décor colour option

Please note when choosing a product above the ?? part of the code will need to change to one of the colour options listed here in brackets:

Price Group 1 (WH) White	Price Group 2 (IC) Ice Crystal, (GC) Grey Crystal, (IB) Ice Blue, (CC) Caramel Crunch, (PS) Peak Stone, (NG) Nimbus Grey	Price Group 3 (TH) Travertine Haze*, (SH) Silver Haze*, (CH) Concrete Haze*, (SW) Sparkling White*, (CA) Carrara White*, (MW) Marble Wash*, (GS) Grey Storm*, (BV) Blue Venato*, (CV) Chalk Venato*, (CF) Copper Fleck	Price Group 4 (CT) Calcutta White*
-----------------------------	---	--	---------------------------------------

*Each of these worksurfaces are unique, reflecting the natural appeal of marble and stone.

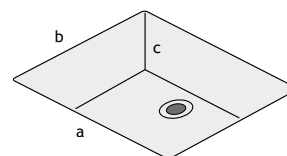
Please see accessories page
for Jointing Kit, Care Kit,
Adhesives and Seaming Tool



large bowl integrated **600** **S**

minerva® large bowl...650mm deep with drainer grooves only. No pre drilled tap hole. Includes coloured stainless steel bowl, basket strainer, fitting clips and sealant.

Choice of 4 finishes
 Copper, Gold/Brass,
 Gunmetal or Steel



pre assembled prior to delivery

a. 400mm • b. 370mm • c. 210mm

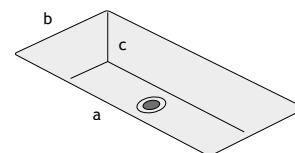
MV??2256525INONELB/RB



ultra bowl integrated **800** **S**

minerva® ultra bowl...650mm deep with drainer grooves only. No pre drilled tap hole. Includes coloured stainless steel main bowl, basket strainer, fitting clips and sealant.


Choice of 4 finishes
 Copper, Gold/Brass,
 Gunmetal or Steel



pre assembled prior to delivery

a. 630mm • b. 370mm • c. 210mm

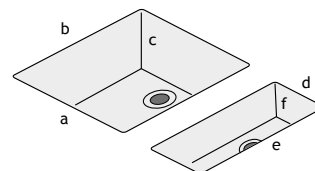
MV??2256525INULTLB/RB



1.5 bowl duo integrated **800** **S**

minerva® 1.5 bowl...650mm deep with drainer grooves only. No pre drilled tap hole. Includes coloured stainless steel main bowl and separate small bowl, basket strainers, fitting clips and sealant.

Choice of 4 finishes
 Copper, Gold/Brass,
 Gunmetal or Steel



pre assembled prior to delivery

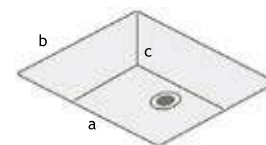
a. 400mm • b. 370mm • c. 210mm
 d. 160mm • e. 370mm • f. 155mm

MV??2256525INDUOLB/RB




single bowl ceramic **600**

minerva® single bowl...650mm deep with drainer grooves only. No pre drilled tap hole. Includes ceramic bowl, basket strainer, fitting clips and sealant.



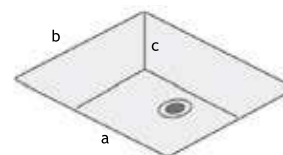
a. 390mm • b. 390mm • c. 195mm

MV??3056525CEONELH/RH




super large bowl ceramic **650+**

minerva® super large bowl...650mm deep with drainer grooves only. No pre drilled tap hole. Includes ceramic bowl, basket strainer, fitting clips and sealant.



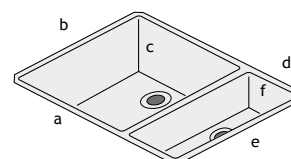
a. 490mm • b. 390mm • c. 195mm

MV??3056525CESUPLH/RH




designer 1.5 bowl ceramic **650+**

minerva® designer 1.5 bowl...650mm deep with drainer grooves only. No pre drilled tap hole. Includes ceramic bowl, basket strainer, fitting clips and sealant.



a. 335mm • b. 400mm • c. 200mm
 d. 155mm • e. 400mm • f. 140mm

MV??3056525CEDESLH/RH

KEY:  This sink is suitable for use with a boiling water tap

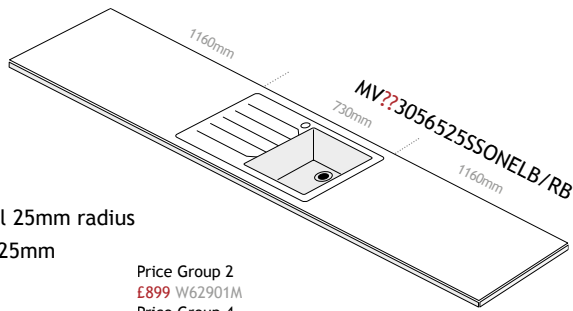
600 Will fit into 600mm base cabinet

800 Will fit into 800mm base cabinet

650+ Will fit into base cabinet openings over 650mm

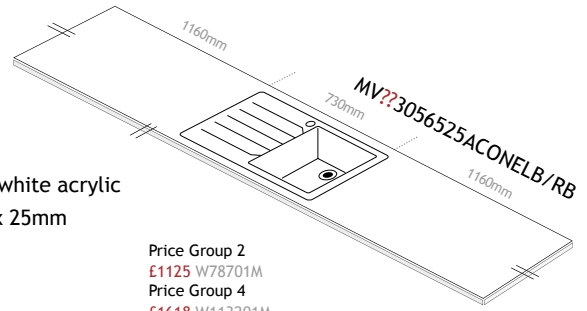
S Bowls are SS304 (18/10) grade steel

sink modules



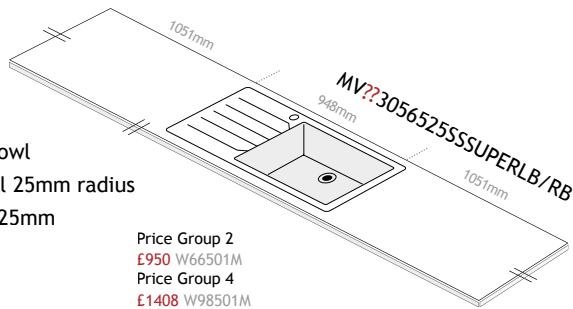
single bowl
stainless steel 25mm radius
3050 x 650 x 25mm
Price Group 1
£825 W57701M
Price Group 3
£1122 W78501M

Price Group 2
£899 W62901M
Price Group 4
£1346 W94201M



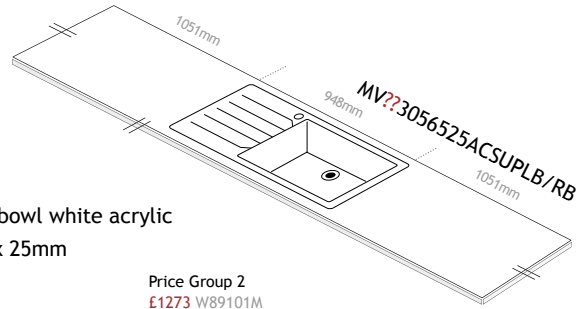
single bowl white acrylic
3050 x 650 x 25mm
Price Group 1
£1050 W73501M
Price Group 3
£1348 W94301M

Price Group 2
£1125 W78701M
Price Group 4
£1618 W113201M



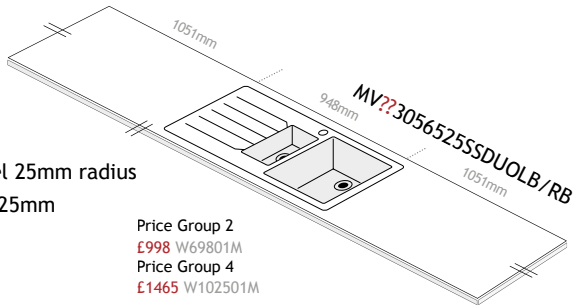
super large bowl
stainless steel 25mm radius
3050 x 650 x 25mm
Price Group 1
£873 W61101M
Price Group 3
£1173 W82101M

Price Group 2
£950 W66501M
Price Group 4
£1408 W98501M



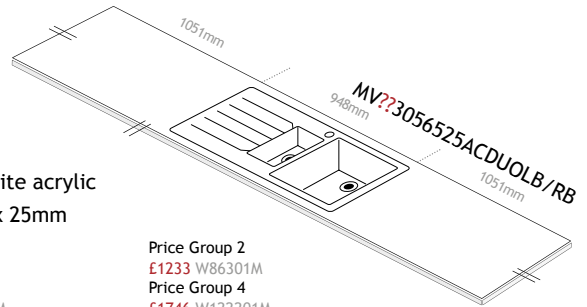
super large bowl white acrylic
3050 x 650 x 25mm
Price Group 1
£1196 W83701M
Price Group 3
£1495 W104601M

Price Group 2
£1273 W89101M
Price Group 4
£1795 W125601M



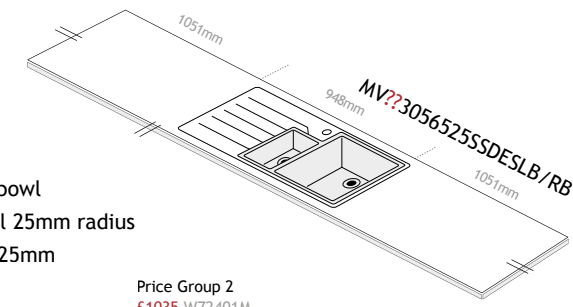
1.5 bowl
stainless steel 25mm radius
3050 x 650 x 25mm
Price Group 1
£920 W64401M
Price Group 3
£1220 W85401M

Price Group 2
£998 W69801M
Price Group 4
£1465 W102501M



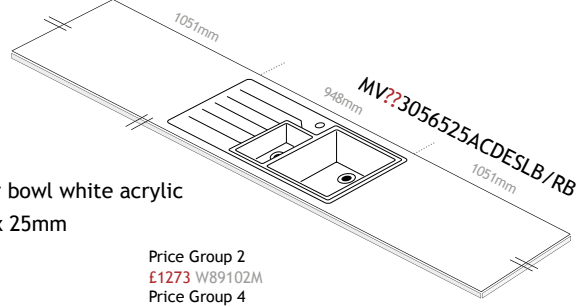
1.5 bowl white acrylic
3050 x 650 x 25mm
Price Group 1
£1158 W81001M
Price Group 3
£1455 W101801M

Price Group 2
£1233 W86301M
Price Group 4
£1746 W122201M



1.5 designer bowl
stainless steel 25mm radius
3050 x 650 x 25mm
Price Group 1
£958 W67001M
Price Group 3
£1256 W87901M

Price Group 2
£1035 W72401M
Price Group 4
£1508 W1055501M



1.5 designer bowl white acrylic
3050 x 650 x 25mm
Price Group 1
£1196 W83702M
Price Group 3
£1495 W104602M

Price Group 2
£1273 W89102M
Price Group 4
£1795 W125602M

• Stainless steel bowls supplied separately for easy on-site fixing

• Acrylic bowls are factory fitted

|| factory finished edge — unfinished edges ?? = décor colour option

Please note when choosing a product above the ?? part of the code will need to change to one of the colour options listed here in brackets:

Price Group 1 (WH) White	Price Group 2 (IC) Ice Crystal, (GC) Grey Crystal, (IB) Ice Blue, (CC) Caramel Crunch, (PS) Peak Stone, (NG) Nimbus Grey	Price Group 3 (TH) Travertine Haze*, (SH) Silver Haze*, (CH) Concrete Haze*, (SW) Sparkling White*, (CA) Carrara White*, (MW) Marble Wash*, (GS) Grey Storm*, (BV) Blue Venato*, (CV) Chalk Venato*, (CF) Copper Fleck	Price Group 4 (CT) Calcutta White*
-----------------------------	---	--	---------------------------------------

*Each of these worksurfaces are unique, reflecting the natural appeal of marble and stone.

Please see accessories page for Jointing Kit, Care Kit, Adhesives and Seaming Tool

01/10/2024

30

SINK MODULES

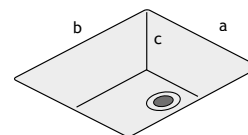
Please note acrylic sink modules are not suitable to be used with a hot tap



single bowl 25mm radius 500

minerva® single bowl...650mm deep with recessed drainer area. Pre drilled for tap. Includes brushed stainless steel bowl, basket strainer, fitting clips and sealant.

MV??3056525SSONE LB/RB



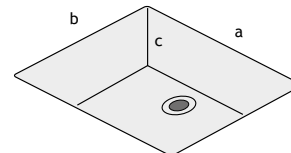
a. 340mm • b. 400mm • c. 190mm



super large bowl 25mm radius 650+

minerva® super large bowl...650mm deep with recessed drainer area. Pre drilled for tap. Includes brushed stainless steel bowl, basket strainer, fitting clips and sealant.

MV??3056525SSUPERLB/RB



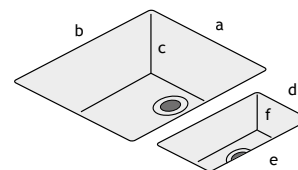
a. 480mm • b. 400mm • c. 200mm



1.5 bowl duo 25mm radius 650+

minerva® 1.5 bowl...650mm deep with recessed drainer area. Pre drilled for tap. Includes brushed stainless steel main bowl and separate small bowl, basket strainers, fitting clips and sealant.

MV??3056525SSDUOLB/RB



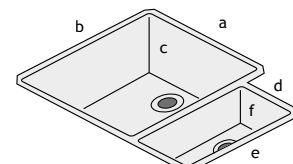
a. 340mm • b. 400mm • c. 190mm
d. 160mm • e. 300mm • f. 120mm



1.5 designer bowl 25mm radius 600

minerva® 1.5 designer bowl...650mm deep with recessed drainer area. Pre-drilled for tap. Includes combined 1.5 bowl brushed stainless steel sink, basket strainers, fitting clips and sealant.

MV??3056525SSDESLB/RB



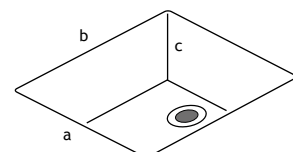
a. 340mm • b. 400mm • c. 190mm
d. 160mm • e. 300mm • f. 120mm



single bowl acrylic 600

minerva® single bowl acrylic... 650mm deep with recessed drainer area. Pre-drilled for tap. Includes factory fitted single bowl acrylic sink and basket strainer.

MV??3056525ACONELB/RB



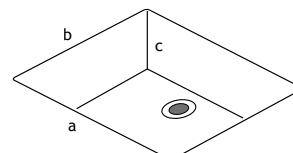
a. 340mm • b. 400mm • c. 190mm



super large bowl acrylic 650+

minerva® super large bowl...650mm deep with recessed drainer area. Pre drilled for tap. Includes factory fitted single bowl acrylic sink and basket strainer.

MV??3056525ACSUPERLB/RB



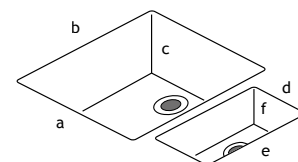
a. 480mm • b. 400mm • c. 200mm



1.5 bowl duo acrylic 650+

minerva® 1.5 bowl acrylic... 650mm deep with recessed drainer area. Pre-drilled for tap. Includes factory fitted 1.5 bowl acrylic sink and basket strainer

MV??3056525ACDUOLB/RB



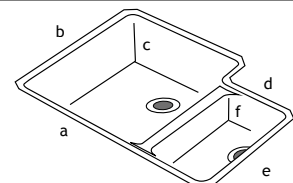
a. 340mm • b. 400mm • c. 190mm
d. 160mm • e. 300mm • f. 120mm





1.5 designer bowl acrylic 650+



minerva® 1.5 designer bowl acrylic...650mm deep with recessed drainer area. Pre-drilled for tap. Includes factory fitted combined 1.5 bowl acrylic sink and basket strainers.



MV??3056525ACDESLB/RB



a. 340mm • b. 400mm • c. 190mm
d. 160mm • e. 300mm • f. 120mm

KEY:  This sink is suitable for use with a boiling water tap
 Do not install a boiling water tap with this sink

 Will fit into 500mm base cabinet
 Will fit into 600mm base cabinet

 Will fit into base cabinet openings over 650mm
 Bowls are SS304 (18/10) grade steel



The perfect partnership - minerva® and Franke!

We've specially selected four of your favourite undermount bowls and pre-prepared minerva® sink modules available in all colours.

Each worktop has the sink cut out, drainer section and drainer grooves hand finished with fixing locations also in situ to make your installation as easy as possible. Just select your sink, your worktop décor and then order your Franke sink.

Please note: sink modules with a Franke sink are ordered by the handing of the drainer / small bowl, specify the handing of your sink by the drainer / small bowl at the point of order.

Please note: sink module prices do not include price of Franke sink.

modules for Mythos MYX 160/34-16

FMYX16034MIN??RHD

3050 x 650 x 25mm Right Hand Drainer

Price Group 1
£712 W49801M

Price Group 2
£788 W55101M

Price Group 3
£1010 W70701M

Price Group 4
£1212 W84801M

FMYX16034MIN??LHD

3050 x 650 x 25mm Left Hand Drainer

Price Group 1
£712 W49802M

Price Group 2
£788 W55102M

Price Group 3
£1010 W70702M

Price Group 4
£1212 W84802M



Sink only price £554 W36007F

35

modules for Mythos MYX 160/50-16

FMYX16050MIN??LHD

3050 x 650 x 25mm Right Hand Drainer

Price Group 1
£712 W49803M

Price Group 2
£788 W55103M

Price Group 3
£1010 W70703M

Price Group 4
£1212 W84803M

FMYX16050MIN??RHD

3050 x 650 x 25mm Left Hand Drainer

Price Group 1
£712 W49804M

Price Group 2
£788 W55104M

Price Group 3
£1010 W70704M

Price Group 4
£1212 W84804M



Sink only price £554 W36006F

35

modules for Mythos MYX 110 45

FMYX11045MIN??RHD

3050 x 650 x 25mm Right Hand Drainer

Price Group 1
£712 W49805M

Price Group 2
£788 W55105M

Price Group 3
£1010 W70705M

Price Group 4
£1212 W84805M

FMYX11045MIN??LHD

3050 x 650 x 25mm Left Hand Drainer

Price Group 1
£712 W49806M

Price Group 2
£788 W55106M

Price Group 3
£1010 W70706M

Price Group 4
£1212 W84806M



Sink only price £396 W25808F

35

modules for Mythos MYX 110 55

FMYX11055MIN??RHD

3050 x 650 x 25mm Right Hand Drainer

Price Group 1
£712 W49807M

Price Group 2
£788 W55107M

Price Group 3
£1010 W70707M

Price Group 4
£1212 W84807M

FMYX11055MIN??LHD

3050 x 650 x 25mm Left Hand Drainer

Price Group 1
£712 W49808M

Price Group 2
£788 W55108M

Price Group 3
£1010 W70708M

Price Group 4
£1212 W84808M



Sink only price £475 W30904F

35

Please note when choosing a product above the ?? part of the code will need to change to one of the colour options listed here in brackets:

Price Group 1
(WH) White

Price Group 2
(IC) Ice Crystal, (GC) Grey Crystal,
(IB) Ice Blue, (CC) Caramel Crunch,
(PS) Peak Stone, (NG) Nimbus Grey

Price Group 3
(TH) Travertine Haze*, (SH) Silver Haze*, (CH) Concrete Haze*,
(SW) Sparkling White*, (CA) Carrara White*, (MW) Marble Wash*,
(GS) Grey Storm*, (BV) Blue Venato*, (CV) Chalk Venato*,
(CF) Copper Fleck

Price Group 4
(CT) Calcutta White*

*Each of these worksurfaces are unique, reflecting the natural appeal of marble and stone.



Please note: Franke sink modules are handed by the small bowl /drainer.

30

ACCESSORIES



jointing kit

All materials required for the completion of one minerva® joint.

Kit contains:
 1 x 75ml adhesive sachet
 2 x isopropyl alcohol wipes
 6 x mdf blocks
 3 x grades of sandpaper (120 grit, 240 grit, 320 grit)
 1 x grey abrasive pad
 1 x minerva care & installation leaflet

Price
£38

W2601F



care kit


A boxed set of items to help maintain your minerva® worksurfaces.

Kit contains:
 Solid Surface Clean & Care Spray
 1 x Ergonomic Foam Sanding Block
 2 x Sanding Discs
 1 x Microfibre Cleaning Cloth
 1 x abrasive pad - Instructions

Price
£36

W2502F

SYLMARSSCC Solid Surface Clean & Care Spray
 available separately £20 W1405M



seaming tool

This high quality installation seaming tool can be used for joining the seams on the minerva® worksurfaces.

SEAMSETTER01
 Single

£212

W14801M

SEAMSETTER02
 Pair In a Case

£480

W33601M

Installation, care maintenance DVD available on request. Display stand available on request.



adhesives

MVBVADH75	Blue Venato 75ml adhesive	£25	W1701M	MVIBADH75	Ice Blue 75ml adhesive	£25	W1711M
MVCTADH75	Calcutta White 75ml adhesive	£25	W1705M	MVICADH75	Ice Crystal 75ml adhesive	£25	W1712M
MVCCADH75	Caramel Crunch 75ml adhesive	£25	W1706M	MVNGADH75	Nimbus Grey 75ml adhesive	£25	W1713M
MVCAADH75	Carrara White 75ml adhesive	£25	W1707M	MVMWADH75	Marble Wash 75ml adhesive	£25	W1704M
MVCVADH75	Chalk Venato 75ml adhesive	£25	W1702M	MVPSADH75	Peak Stone 75ml adhesive	£25	W1714M
MVCHADH75	Concrete Haze 75ml adhesive	£25	W1708M	MVSHADH75	Silver Haze 75ml adhesive	£25	W1715M
MVCFADH75	Copper Fleck 75ml adhesive	£25	W1709M	MVSWADH75	Sparkling White 75ml adhesive	£25	W1716M
MVGCADH75	Grey Crystal 75ml adhesive	£25	W1710M	MVTHADH75	Travertine Haze 75ml adhesive	£25	W1717M
MVGSADH75	Grey Storm 75ml adhesive	£25	W1703M	MVWHADH75	White 75ml adhesive	£25	W1718M

minerva® BATHROOM WALL PANELS



A stylish & easy fit 6mm solid surface panelling system for your shower & bathroom


Pre-sized and factory finished, minerva® shower and bathroom wall panels offer a practical alternative to conventional tiling. Wall panels can be simply glued to an existing drywall, any sound flat wall or directly over tiles.



minerva®
White (WH)
Price Group 1
MBWH2441206



minerva®
Ice Crystal (IC)
Price Group 2
MBIC2441206



minerva®
Nimbus Grey (NG)
Price Group 2
MBNG2441206



minerva®
Carrara White (CA)*
Price Group 3
MBCA2441206



NEW

minerva®
Marble Wash (MW)
Price Group 3
MBMW2441206



NEW

minerva®
Blue Venato (BV)
Price Group 3
MBBV2441206



NEW

minerva®
Chalk Venato (CV)
Price Group 3
MBCV2441206



NEW


minerva®
Grey Storm (GS)
Price Group 3
MBGS2441206




minerva®
Silver Haze (SH)
Price Group 3
MBSH2441206



minerva®
Concrete Haze (CH)
Price Group 3
MBCH2441206



minerva®
Travertine Haze (TH)
Price Group 3
MBTH2441206



minerva®
Calcutta White (CT)
Price Group 4
MBCT24412012
2440 x 1200 x 12mm

wall panel size



- 2440 x 1200 x 6mm

Price Group 1
£462 B27703M

Price Group 2
£565 B33901M


Price Group 3
£615 B36901M

- 2440 x 1200 x 12mm

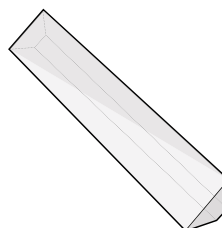
Calcutta White (CT) Price Group 4
£1324 B79405M

corner bead

included with each panel



2440mm



For larger installations, jointing kits are available with colour matched adhesive. * Each of these wall panels are unique, reflecting the natural appeal of marble and stone.

01/10/2024

BATHROOM WORKTOPS

Affordable, luxurious,
easy-fit bathroom worktops

minerva® Carrara White bathroom worktop

01/10/2024

minerva®

Easy to cut & install ... with no substrate

minerva® solid surface bathroom worktops are manufactured to both 12mm and 25mm thicknesses with colour throughout.

With the look and feel of natural stone, all 18 solid surface décors are inspired by natural elements which permit many aspirational design options for the bathroom. Indeed, the minerva® Carrara White décor is a true representation of natural marble which ensures it is just like the “real thing” but without the inherent drawbacks such as porousness.

As there is no substrate, minerva® solid surface bathroom worktops are solid all the way through, stain resistant, resistant to products such as shampoo,

hair dye and cosmetics, and, most importantly, do not absorb water and do not rot. Joining solid surface worktops where this is necessary is straightforward with the result being seamless, solid joints.

Available in 4 standard lengths and 3 standard widths, be sure to install minerva® solid surface bathroom worktops. With a 10-year guarantee against manufacturing defects for your peace of mind, then the flawless appearance and superior quality of minerva® is here to stay.

Eighteen stunning worksurface décors

Delivering a luxurious appearance, cool pleasing touch and robust performance day in, day out. With a 10-year guarantee against manufacturing defects, style is not compromised for quality.

*Each of these worksurfaces are unique, reflecting the natural appeal of marble and stone.



minerva® Calcutta White (CT)
Price Group 4



minerva® Travertine Haze (TH)
Price Group 3
(Veined décor)



minerva® Silver Haze (SH)
Price Group 3
(Veined décor)



minerva® Concrete Haze (CH)
Price Group 3
(Veined décor)



minerva® Ice Crystal (IC)
Price Group 2



minerva® White (WH)
Price Group 1



minerva® Sparkling White (SW)
Price Group 3



minerva® Grey Crystal (GC)
Price Group 2



minerva® Carrara White (CA)
Price Group 3
(Veined décor)




minerva® Marble Wash (MW)
Price Group 3
(Subtly veined décor)



minerva® Grey Storm (GS)
Price Group 3
(Subtly veined décor)



minerva® Blue Venato (BV)
Price Group 3
(Subtly veined décor)



minerva® Ice Blue (IB)
Price Group 2




minerva® Chalk Venato (CV)
Price Group 3
(Subtly veined décor)




minerva® Copper Fleck (CF)
Price Group 3



minerva® Caramel Crunch (CC)
Price Group 2



minerva® Peak Stone (PS)
Price Group 2



minerva® Nimbus Grey (NG)
Price Group 2

Price Group 1
(WH) White

Price Group 2
(IC) Ice Crystal, (GC) Grey Crystal,
(IB) Ice Blue, (CC) Caramel Crunch,
(PS) Peak Stone, (NG) Nimbus Grey

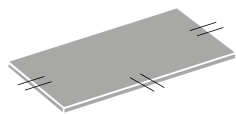
Price Group 3
(TH) Travertine Haze*, (SH) Silver Haze*, (CH) Concrete Haze*,
(SW) Sparkling White*, (CA) Carrara White*, (MW) Marble Wash*,
(GS) Grey Storm*, (BV) Blue Venato*, (CV) Chalk Venato*,
(CF) Copper Fleck,

Price Group 4
(CT) Calcutta White*

BATHROOM WORKTOPS

solid surfaces 12 & 25mm

|| factory finished edge — unfinished edges
 ?? = décor colour option XX = width of worktop



MB??61XX12

610 x 230 x 12mm

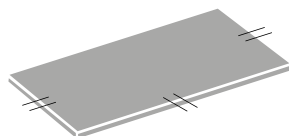
Price Group 1 £117 B7001M	Price Group 2 £135 B8101M	Price Group 3 £159 B9501M	Price Group 4 £190 B11401M
------------------------------	------------------------------	------------------------------	-------------------------------

610 x 350 x 12mm

Price Group 1 £127 B7601M	Price Group 2 £147 B8801M	Price Group 3 £169 B10101M	Price Group 4 £204 B12201M
------------------------------	------------------------------	-------------------------------	-------------------------------

610 x 550 x 12mm

Price Group 1 £180 B10801M	Price Group 2 £209 B12501M	Price Group 3 £255 B15303M	Price Group 4 £305 B18301M
-------------------------------	-------------------------------	-------------------------------	-------------------------------



MB??121XX12

1210 x 230 x 12mm

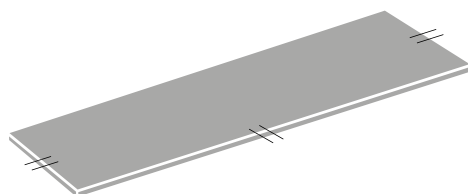
Price Group 1 £222 B13301M	Price Group 2 £257 B15401M	Price Group 3 £287 B17201M	Price Group 4 £344 B20601M
-------------------------------	-------------------------------	-------------------------------	-------------------------------

1210 x 350 x 12mm

Price Group 1 £234 B14001M	Price Group 2 £270 B16201M	Price Group 3 £307 B18401M	Price Group 4 £369 B22101M
-------------------------------	-------------------------------	-------------------------------	-------------------------------

1210 x 550 x 12mm

Price Group 1 £350 B21001M	Price Group 2 £405 B24301M	Price Group 3 £457 B27401M	Price Group 4 £547 B32801M
-------------------------------	-------------------------------	-------------------------------	-------------------------------



MB??151XX12

1510 x 230 x 12mm

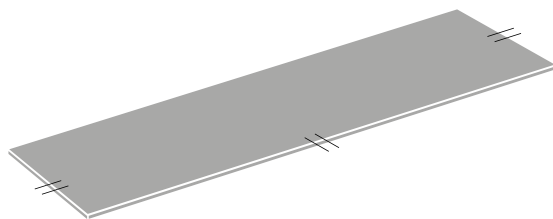
Price Group 1 £234 B14002M	Price Group 2 £270 B16202M	Price Group 3 £297 B17801M	Price Group 4 £357 B21401M
-------------------------------	-------------------------------	-------------------------------	-------------------------------

1510 x 350 x 12mm

Price Group 1 £255 B15301M	Price Group 2 £295 B17701M	Price Group 3 £329 B19701M	Price Group 4 £395 B23701M
-------------------------------	-------------------------------	-------------------------------	-------------------------------

1510 x 550 x 12mm

Price Group 1 £372 B22301M	Price Group 2 £429 B25701M	Price Group 3 £499 B29901M	Price Group 4 £599 B35901M
-------------------------------	-------------------------------	-------------------------------	-------------------------------



MB??301XX12

3010 x 230 x 12mm

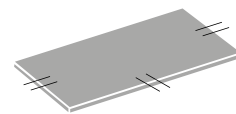
Price Group 1 £404 B24201M	Price Group 2 £467 B28001M	Price Group 3 £542 B32501M	Price Group 4 £650 B39001M
-------------------------------	-------------------------------	-------------------------------	-------------------------------

3010 x 350 x 12mm

Price Group 1 £435 B26101M	Price Group 2 £504 B30201M	Price Group 3 £605 B36301M	Price Group 4 £727 B43601M
-------------------------------	-------------------------------	-------------------------------	-------------------------------

3010 x 550 x 12mm

Price Group 1 £680 B40801M	Price Group 2 £785 B47101M	Price Group 3 £872 B52301M	Price Group 4 £1045 B62701M
-------------------------------	-------------------------------	-------------------------------	--------------------------------



MB??61XX25

610 x 230 x 25mm

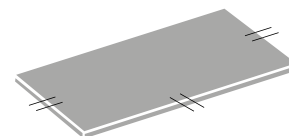
Price Group 1 £117 B7002M	Price Group 2 £135 B8102M	Price Group 3 £159 B9502M	Price Group 4 £190 B11402M
------------------------------	------------------------------	------------------------------	-------------------------------

610 x 350 x 25mm

Price Group 1 £127 B76002M	Price Group 2 £147 B8802M	Price Group 3 £169 B10102M	Price Group 4 £204 B12202M
-------------------------------	------------------------------	-------------------------------	-------------------------------

610 x 550 x 25mm

Price Group 1 £180 B10802M	Price Group 2 £209 B12502M	2 Price Group 3 £255 B15304M	Price Group 4 £305 B18302M
-------------------------------	-------------------------------	---------------------------------	-------------------------------



MB??121XX25

1210 x 230 x 25mm

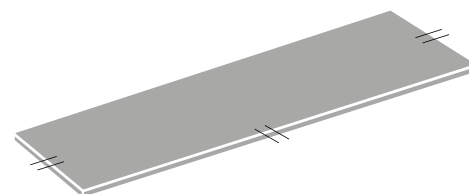
Price Group 1 £222 B13302M	Price Group 2 £257 B15402M	Price Group 3 £287 B17202M	Price Group 4 £344 B20602M
-------------------------------	-------------------------------	-------------------------------	-------------------------------

1210 x 350 x 25mm

Price Group 1 £234 B14003M	Price Group 2 £270 B16203M	Price Group 3 £307 B18402M	Price Group 4 £369 B22102M
-------------------------------	-------------------------------	-------------------------------	-------------------------------

1210 x 550 x 25mm

Price Group 1 £350 B21002M	Price Group 2 £405 B24302M	Price Group 3 £457 B27402M	Price Group 4 £547 B32802M
-------------------------------	-------------------------------	-------------------------------	-------------------------------



MB??151XX25

1510 x 230 x 25mm

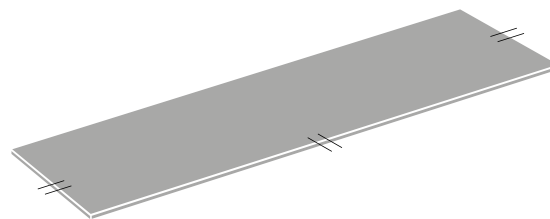
Price Group 1 £234 B14004M	Price Group 2 £270 B16204M	Price Group 3 £297 B17802M	Price Group 4 £357 B21402M
-------------------------------	-------------------------------	-------------------------------	-------------------------------

1510 x 350 x 25mm

Price Group 1 £255 B15302M	Price Group 2 £295 B17702M	Price Group 3 £329 B19702M	Price Group 4 £395 B23702M
-------------------------------	-------------------------------	-------------------------------	-------------------------------

1510 x 550 x 25mm

Price Group 1 £372 B22302M	Price Group 2 £429 B25702M	Price Group 3 £499 B29902M	Price Group 4 £599 B35902M
-------------------------------	-------------------------------	-------------------------------	-------------------------------



MB??301XX25

3010 x 230 x 25mm

Price Group 1 £404 B24202M	Price Group 2 £467 B28002M	Price Group 3 £542 B32502M	Price Group 4 £650 B39002M
-------------------------------	-------------------------------	-------------------------------	-------------------------------

3010 x 350 x 25mm

Price Group 1 £435 B26102M	Price Group 2 £504 B30203M	Price Group 3 £605 B36302M	Price Group 4 £727 B43602M
-------------------------------	-------------------------------	-------------------------------	-------------------------------

3010 x 550 x 25mm

Price Group 1 £680 B40802M	Price Group 2 £785 B47102M	Price Group 3 £872 B52302M	Price Group 4 £1045 B62702M
-------------------------------	-------------------------------	-------------------------------	--------------------------------

01/10/2024



maia®

FREE CARYSIL 3-IN-1 HOT TAP worth £699*

When purchased with two MAIA worksurface tops (2 x 3.6m worktops) and a Crown Imperial Kitchen.



CAHSET-CH

- NHBC Compliant
- 2.3 litre digital tank
- Temperature range 75-98°C
- Nano carbon filter
- Stylish chrome finish
- Easy installation
- Vented system for new build
- 2-year warranty

Price
£582
W34905M

HALF PRICE CARYSIL 3-IN-1 Hot Tap**

When purchased with two MAIA worksurface tops (1 x 3.6m worktop & 1 sink module) without a Crown Kitchen.

*Terms & Conditions: Consumer must purchase a minimum of: 2 x Maia 3600mm worktop and £3,999 of Crown Imperial furniture (Based on current retail price list at time of placing order) to qualify for a free Carysil CAHSET-CH hot tap (£699 RRP Inc. vat). Excludes Acrylic sink modules as they are not suitable for use with hot taps. Promotion ends Saturday 30th November 2024. We reserve the right to end the promotion at any time.

**Terms & Conditions: Consumer must purchase a minimum of: 1 x Maia 3600mm worktop and 1 x Maia 3600mm sink module to qualify for a half price Carysil CAHSET-CH hot tap (£699 RRP Inc. vat). Excludes Acrylic sink modules as they are not suitable for use with hot taps. Promotion ends Saturday 30th November 2024. We reserve the right to end the promotion at any time.

maia® work surfaces are both stylish and durable, representing a truly innovative solid surface alternative to the high cost and inherent drawbacks of natural stone.

maia... colour palette

Key: Price group 1 = ① Price Group 2 = ②



maia Beige Sparkle

②



maia Brazilian Greige

①



maia Calcite

②



maia Cappuccino

①



maia Cristallo

②



maia Fossil

②



maia Galaxy

②



maia Greystone

②



maia Iceberg

①



maia Latte

①



maia Lava

①



maia Mocha

①



maia Snow Haze

②



maia Vanilla

①

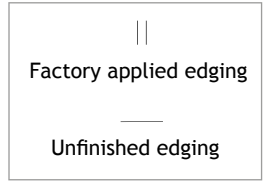


maia Vulcano

①

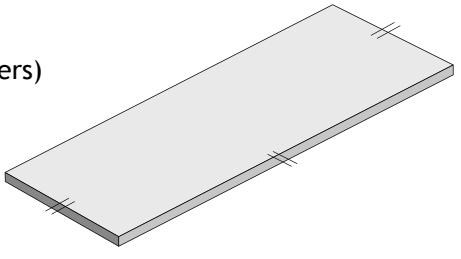
01/10/2024

maia worktops are designed for living and also designed to make planning and installation as straightforward as possible. To do this, maia is supplied in prefinished worktop blanks or modules - from the simplest worktop to the luxury of undermounted sinks, through to finishing touches such as end panels and plinths. Where applicable we finish the edges and even include some modules with curves to match kitchen furniture.



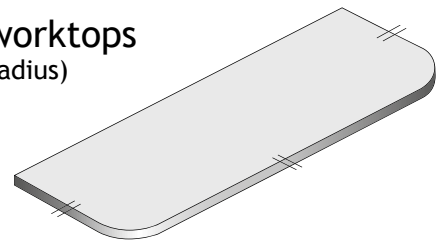
Curved, edged on four sides worktops and sinks modules are not packed with extra edging as standard. If required, please order separately.
All worktops, breakfast bars and sink modules are available in 28 and 42mm thicknesses and includes 3m length of heat resistant tape to be used around hob cut outs.

worktops
(square corners)



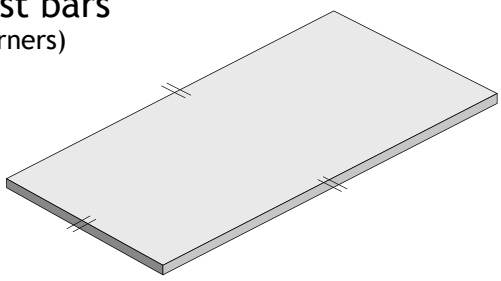
	• 3600 x 600mm		• 3600 x 650mm	
	Price Group 1	Price Group 2	Price Group 1	Price Group 2
28mm	£556 W38901M	£693 W48501M	£620 W43401M	£766 W53601M
42mm	£556 W38902M	£693 W48502M	£620 W43402M	£766 W53602M
	• 1800 x 600mm		• 1800 x 650mm	
	Price Group 1	Price Group 2	Price Group 1	Price Group 2
28mm	£346 W24201M	£435 W30401M	£392 W27401M	£485 W33901M
42mm	£346 W24202M	£435 W30402M	£392 W27402M	£485 W33902M

c end worktops
(240mm radius)



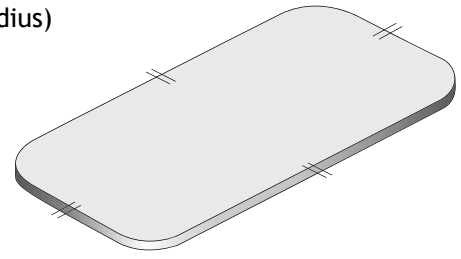
	• 3600 x 650mm	
	Price Group 1	Price Group 2
28mm	£685 W47901M	£885 W61901M
42mm	£685 W47902M	£885 W61902M
	• 1800 x 650mm	
	Price Group 1	Price Group 2
28mm	£483 W33801M	£566 W39602M
42mm	£483 W33802M	£566 W39603M

breakfast bars
(square corners)



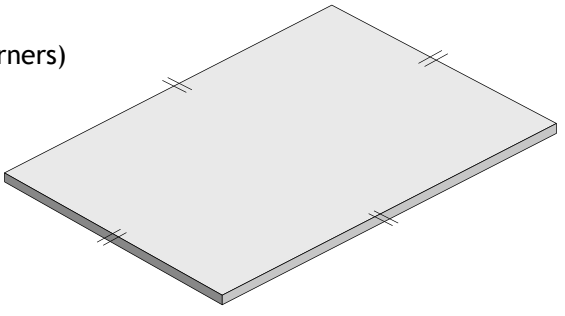
	• 3600 x 900mm		• 1800 x 900mm	
	Price Group 1	Price Group 2	Price Group 1	Price Group 2
28mm	£748 W52301M	£936 W65501M	£475 W33203M	£593 W41501M
42mm	£748 W52302M	£936 W65502M	£475 W33202M	£593 W41502M

d end breakfast bars
(240mm radius)



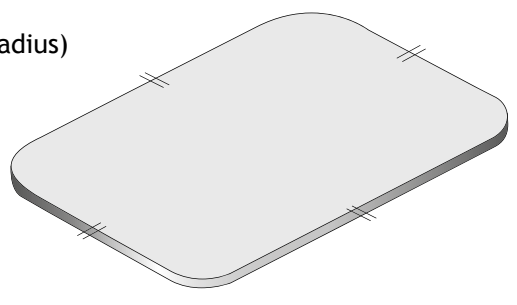
	• 3600 x 900mm		• 1800 x 900mm	
	Price Group 1	Price Group 2	Price Group 1	Price Group 2
28mm	£848 W59501M	£1030 W72104M	£575 W40201M	£636 W44501M
42mm	£848 W59502M	£1030 W72102M	£575 W40202M	£636 W44502M

island
(square corners)



	• 1800 x 1200mm	
	Price Group 1	Price Group 2
28mm	£685 W47904M	£839 W58701M
42mm	£685 W47905M	£839 W58702M

island
(240mm radius)



	• 1800 x 1200mm	
	Price Group 1	Price Group 2
28mm	£775 W54201M	£933 W65301M
42mm	£775 W54202M	£933 W65302M

01/10/2024

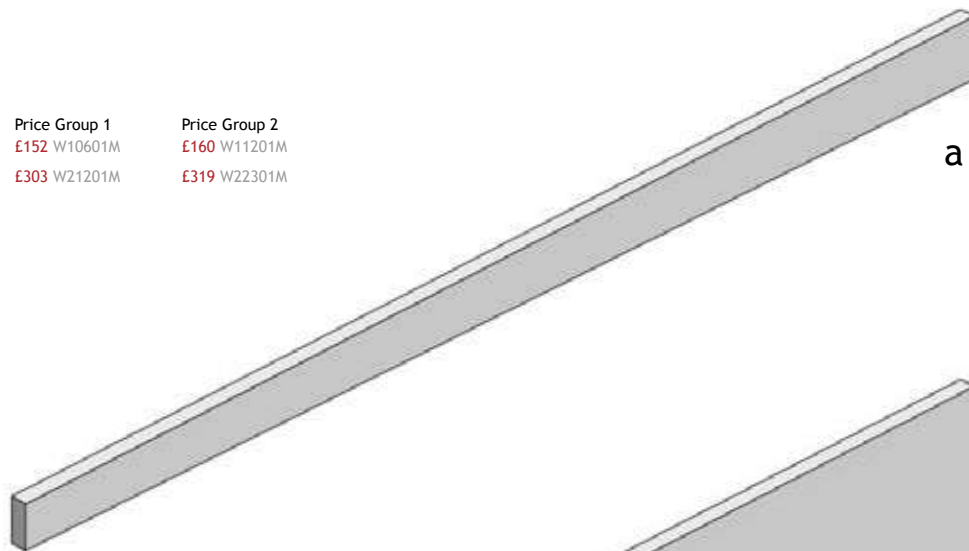
ACCESSORIES

a. upstand

3680 x 70 x 10mm
3680 x 150 x 10mm

Solid acrylic sheet with profiled top edge.
Surface finish as per worktops.

Price Group 1	Price Group 2
£152 W10601M	£160 W11201M
£303 W21201M	£319 W22301M

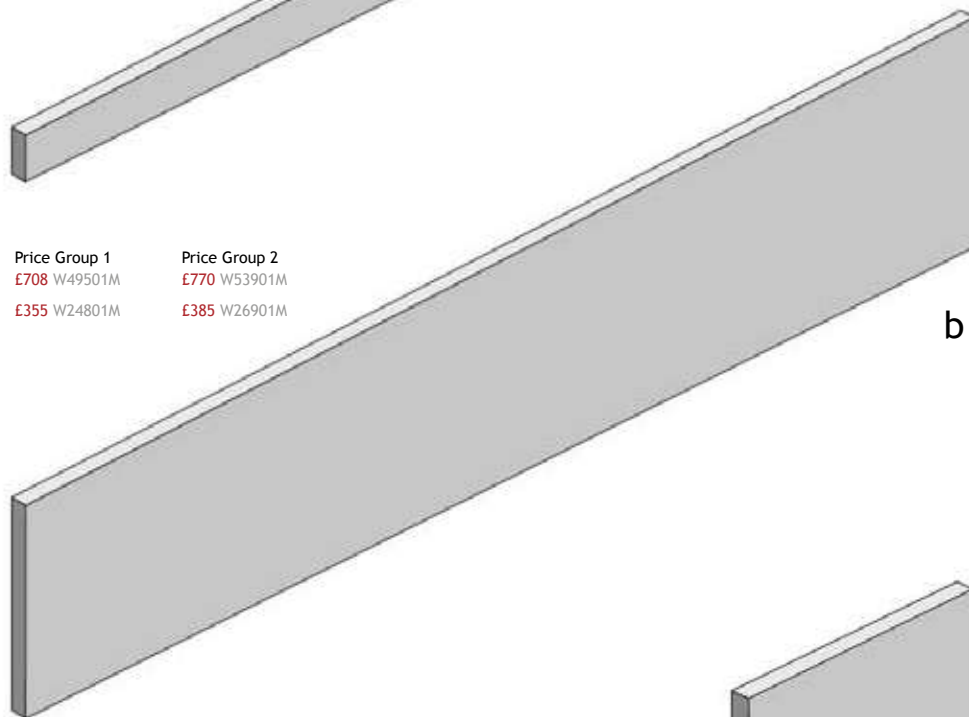


b. splashback

3680 x 580 x 10mm
1830 x 580 x 10mm

Solid acrylic sheet with profiled top edge.
Surface finish as per worktops.

Price Group 1	Price Group 2
£708 W49501M	£770 W53901M
£355 W24801M	£385 W26901M

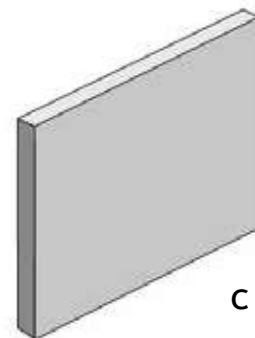


c. hob splashback

900 x 760 x 10mm

Solid acrylic sheet with all edges square cut.
Surface finish as per worktops.

Price Group 1	Price Group 2
£226 W15801M	£245 W17101M



- Jointing kit (bolts, tongues, 75ml adhesive sachet and 3 grades of sandpaper and red abrasive pad to finish) £40 W2801M
- 75ml sachet adhesive £26 W1801M
- Additional edge strip (1200mm)
 - 28mm Price Group 1 £19 W1301M
 - 42mm Price Group 1 £19 W1302M
 - 28mm Price Group 2 £20 W1401M
 - 42mm Price Group 2 £20 W1402M



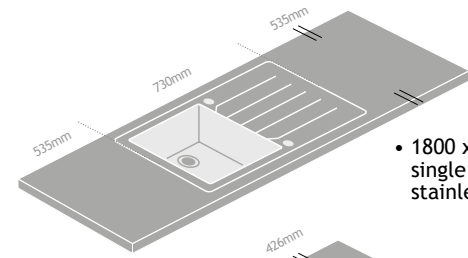
- Stainless steel finish worktop protector rods (pack of six) £39 W2701M
- Chopping board - Price Group 1 £73 W5101M - Price Group 2 £79 W5501M
- maia Care Kit (countertop cleaner, ergonomic foam sanding block, microfibre cloth, 2 x 320 grit sandpaper, 2 x red abrasive pad) £38 W2601M
- Installation, care and maintenance DVD available on request
- Display stand available on request

adhesives

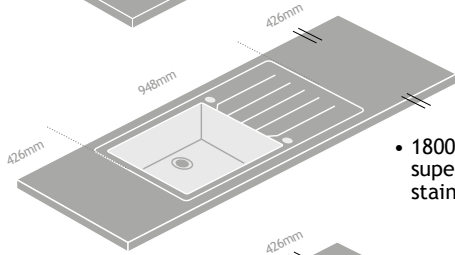
Beige Sparkle 250ml adhesive	£52 W3601M	Fossil 250ml adhesive	£52 W3606M	Mocha 250ml adhesive	£52 W3612M
Brazilian Greige 250ml adhesive	£52 W3602M	Galaxy 250ml adhesive	£52 W3607M	Snow Haze 250ml adhesive	£52 W3613M
Calcite 250ml adhesive	£52 W3603M	Greystone 250ml adhesive	£52 W3608M	Vanilla 250ml adhesive	£52 W3614M
Cappuccino 250ml adhesive	£52 W3604M	Iceberg 250ml adhesive	£52 W3609M	Vulcano 250ml adhesive	£52 W3615M
Cristallo 250ml adhesive	£52 W3605M	Latte 250ml adhesive	£52 W3610M	75ml Sachets of adhesive also available	£26 W1801M
		Lava 250ml adhesive	£52 W3611M	250ml applicator gun	£139 W9701M

01/10/2024

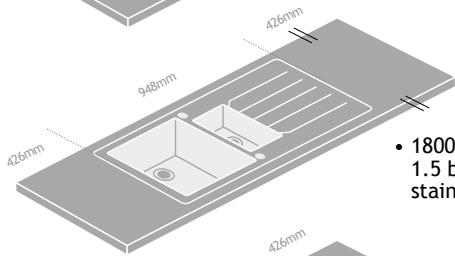
1.8m sink modules



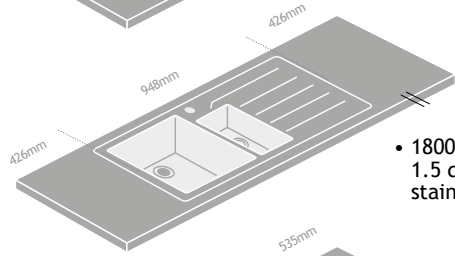
- 1800 x 600mm single bowl stainless steel



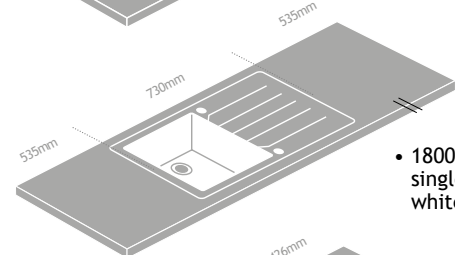
- 1800 x 600mm super large bowl stainless steel



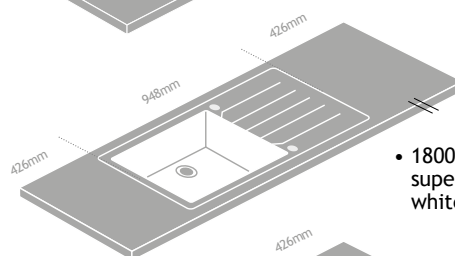
- 1800 x 600mm 1.5 bowl stainless steel



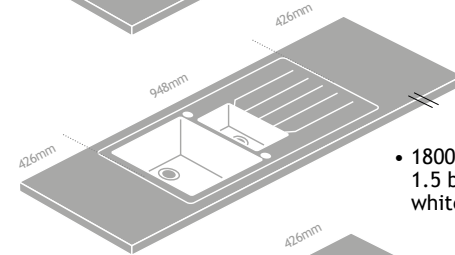
- 1800 x 650mm 1.5 designer bowl stainless steel



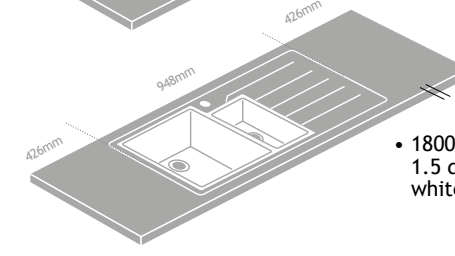
- 1800 x 650mm single bowl white acrylic



- 1800 x 650mm super large bowl white acrylic

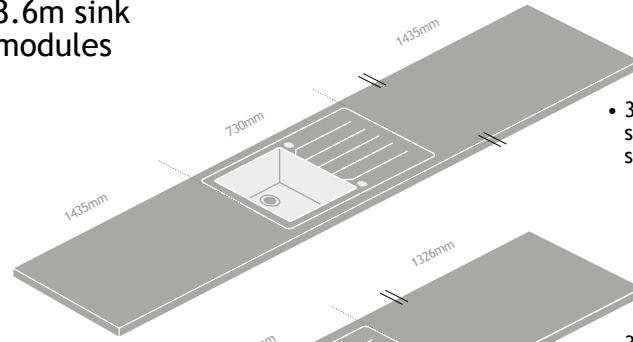


- 1800 x 650mm 1.5 bowl white acrylic

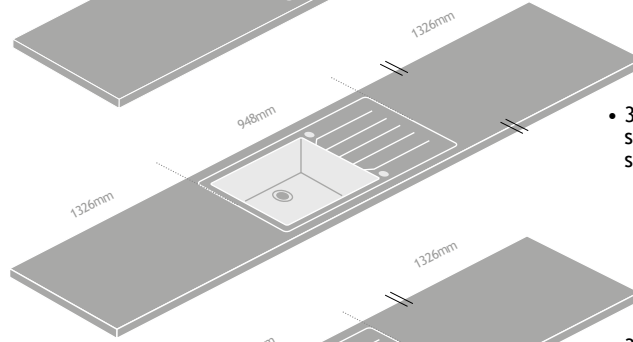


- 1800 x 650mm 1.5 designer bowl white acrylic

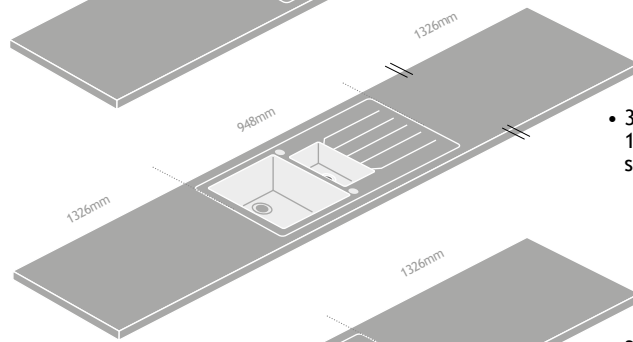
3.6m sink modules



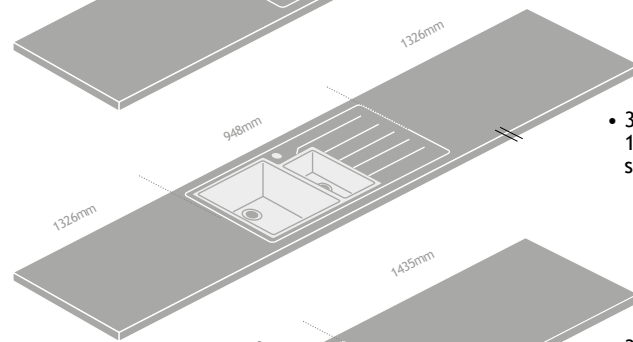
- 3600 x 600mm single bowl stainless steel



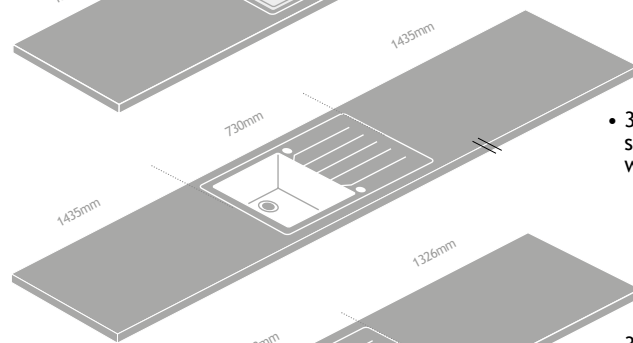
- 3600 x 600mm super large bowl stainless steel



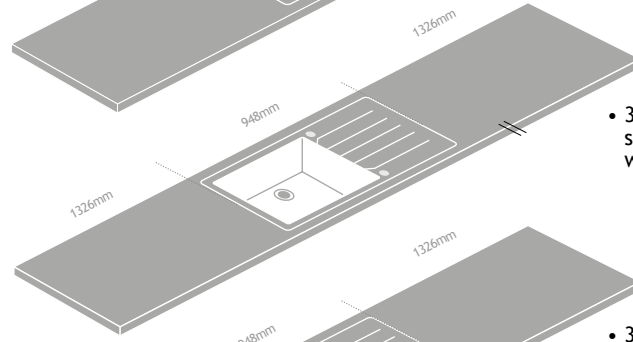
- 3600 x 600mm 1.5 bowl stainless steel



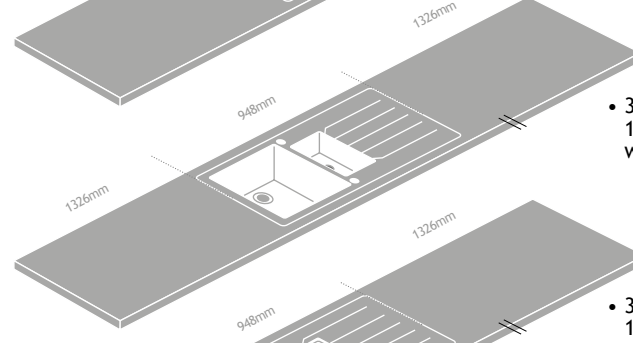
- 3600 x 600mm 1.5 designer bowl stainless steel



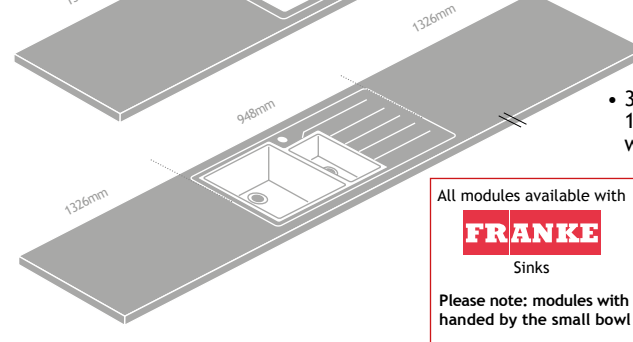
- 3600 x 650mm single bowl white acrylic



- 3600 x 650mm super large bowl white acrylic



- 3600 x 650mm 1.5 bowl white acrylic



- 3600 x 650mm 1.5 designer bowl white acrylic

All modules available with **FRANKE** Sinks

- Mythos MYX 160/34-16
- Mythos MYX 160/50-16
- Mythos MYX 110 45
- Mythos MYX 110 55

Please note: modules with a Franke sink are handed by the small bowl / drainer.

Other sink modules are handed by the large bowl.

SOLID SURFACE SINK MODULES

Please note acrylic sink modules are not suitable to be used with a hot tap



single bowl

maia's single bowl...600mm deep, edged front and back, reversible left or right handed. Pre drilled for tap and pop-up waste. Will fit into 500mm base cabinet. Includes brushed stainless steel bowl, pop-up waste, fitting clips and sealant.

3.6m sink modules - 3600 x 600mm		
	Price Group 1	Price Group 2
28mm	£1063 W74401M	£1209 W84601M
42mm	£1063 W74402M	£1209 W84602M

1.8m sink modules - 1800 x 600mm		
	Price Group 1	Price Group 2
28mm	£883 W61801M	£982 W68701M
42mm	£883 W61802M	£982 W68702M



super large bowl

maia's super large bowl...600mm deep, edged front and back, reversible left or right handed. Pre drilled for tap and pop-up waste. Will fit into base cabinet openings over 650mm. Includes brushed stainless steel bowl, pop-up waste, fitting clips and sealant.

3.6m sink modules - 3600 x 600mm		
	Price Group 1	Price Group 2
28mm	£1116 W78101M	£1262 W88301M
42mm	£1116 W78102M	£1262 W88302M

1.8m sink modules - 1800 x 600mm		
	Price Group 1	Price Group 2
28mm	£926 W64801M	£1025 W71701M
42mm	£926 W64802M	£1025 W71702M



1.5 bowl duo

maia's 1.5 bowl...600mm deep, edged front and back, reversible left or right handed. Pre drilled for tap and pop-up waste. Will fit into 600mm base cabinet. Includes brushed stainless steel main bowl and separate small bowl, basket strainer, pop-up waste, fitting clips and sealant.

3.6m sink modules - 3600 x 600mm		
	Price Group 1	Price Group 2
28mm	£1148 W80301M	£1296 W90701M
42mm	£1148 W80302M	£1296 W90702M

1.8m sink modules - 1800 x 600mm		
	Price Group 1	Price Group 2
28mm	£956 W66901M	£1058 W74001M
42mm	£956 W66902M	£1058 W74002M



1.5 designer bowl

maia's 1.5 designer bowl...650mm deep, edged front, left or right bowl options. Pre-drilled for tap. Will fit into 600mm base cabinet. Includes combined 1.5 bowl brushed stainless steel sink, basket strainers, fitting clips and sealant.

3.6m sink modules - 3600 x 650mm		
	Price Group 1	Price Group 2
28mm	£1203 W84201M	£1355 W94801M
42mm	£1203 W84202M	£1355 W94802M

1.8m sink modules - 1800 x 650mm		
	Price Group 1	Price Group 2
28mm	£979 W68501M	£1080 W75603M
42mm	£979 W68502M	£1080 W75602M



single bowl acrylic

maia's single bowl acrylic... 650mm deep, edged front, left or right bowl options. Pre-drilled for tap. Will fit into 600mm base cabinet. Includes factory fitted single bowl acrylic sink and pop-up waste.

3.6m sink modules - 3600 x 650mm		
	Price Group 1	Price Group 2
28mm	£1320 W92401M	£1470 W102901M
42mm	£1320 W92402M	£1470 W102902M

1.8m sink modules - 1800 x 650mm		
	Price Group 1	Price Group 2
28mm	£1128 W78901M	£1226 W85801M
42mm	£1128 W78902M	£1226 W85802M



super large bowl acrylic

maia's super large bowl acrylic...650mm deep, edged front, left or right bowl options. Pre-drilled for tap. Will fit into base cabinet openings over 650mm. Includes factory fitted single bowl acrylic sink and pop-up waste.

3.6m sink modules - 3600 x 650mm		
	Price Group 1	Price Group 2
28mm	£1468 W102701M	£1625 W113701M
42mm	£1468 W10272M	£1625 W113702M

1.8m sink modules - 1800 x 650mm		
	Price Group 1	Price Group 2
28mm	£1256 W87901M	£1359 W95101M
42mm	£1256 W87902M	£1359 W95102M



1.5 bowl duo acrylic

maia's 1.5 duo bowl acrylic... 650mm deep, edged front, left or right bowl options. Pre-drilled for tap. Will fit into base cabinet openings over 650mm. Includes factory fitted 1.5 bowl acrylic sink, basket strainer, pop-up waste.

3.6m sink modules - 3600 x 650mm		
	Price Group 1	Price Group 2
28mm	£1413 W98901M	£1565 W109501M
42mm	£1413 W98902M	£1565 W109502M

1.8m sink modules - 1800 x 650mm		
	Price Group 1	Price Group 2
28mm	£1222 W85501M	£1325 W92701M
42mm	£1222 W85502M	£1325 W92702M



1.5 designer bowl acrylic

maia's 1.5 designer bowl acrylic ...edged front, left or right bowl options. Pre-drilled for tap. Will fit into base cabinet openings over 650mm. Includes combined 1.5 bowl acrylic sink, basket strainers, fitting clips and sealant.

3.6m sink modules - 3600 x 650mm		
	Price Group 1	Price Group 2
28mm	£1468 W102703M	£1625 W113703M
42mm	£1468 W102704M	£1625 W113704M

1.8m sink modules - 1800 x 650mm		
	Price Group 1	Price Group 2
28mm	£1256 W87903M	£1359 W95103M
42mm	£1256 W87904M	£1359 W95104M

All sink modules come complete with sink.
Price Group 1: Brazilian Greige, Cappuccino, Iceberg, Latte, Lava, Mocha, Vanilla & Vulcano.
Price Group 2: Beige Sparkle, Calcite, Cristallo, Fossil, Galaxy, Greystone & Snow Haze.

All models available with **FRANKE** SINKS • MYTHOS MYX 160/34-16 • MYTHOS MYX 160/50-16 • MYTHOS MYX 110 45 • MYTHOS MYX 110 55
Please note: modules including a Franke sink are handed by the small bowl / drainer. Other modules are handed by the large bowl.

The new Franke Mythos appliances

A PLAYGROUND FOR CHEFS OF ALL AGES



Enjoy every part of cooking

The new Mythos appliance family range from Franke is the perfect combination of quality and design. No matter which product you choose, your unique needs for a modern kitchen will be met, creating a satisfying cooking experience.

Find out more: www.franke.co.uk

MAKE IT WONDERFUL

FRANKE



10% OFF when purchased with
a **LIFE\$TYLE Kitchen***

* Ts & Cs apply: Consumer must purchase a minimum of £1,999 Crown LifeStyle furniture (based on current retail price list at time of placing order) to qualify for 10% OFF Metis worktops.
Promotion ends Saturday 30th November 2024, subject to availability. We reserve the right to end the promotion at any time.



Ice with super large bowl sink module

**COLOUR
SWATCHES**

**METIS
PRICING**

WATERLINE SALES HOTLINE 03330 149 149 - sales@waterline.co.uk

MAIN CONTENTS

Ultra-thin, metis® 15mm slimline solid surfaces are designed perfectly to offer style and efficiency in the kitchen due to their slender build and shape. In addition, affordable and on-trend ultra-thin design statements can be achieved easily without the need for bespoke templating.

metis® 15mm slimline solid surfaces place the kitchen at the heart of every home.

Décor range

Available in eight décors that have been selected to complement almost every traditional or contemporary kitchen design, metis® 15mm slimline solid surfaces are both robust and easy to clean, giving you complete peace of mind with their superb performance and quality.

When you choose metis® slimline solid surfaces you do so secure in the knowledge that you are buying a proven, reliable product. metis® slimline solid surfaces are truly at the forefront of modern surface technology.

Slender in both design and shape

metis® 15mm slimline solid surfaces reflect the growing popularity of contemporary and transitional kitchen designs. By incorporating ultra-thin surfaces, kitchen designers can achieve on-trend slimline styling to maximise their design statement.

Square profile factory finished edges, ready for fitting

The square 1mm profile factory finished edges come as standard and gives metis® slimline solid surfaces a distinctively modern look and feel.

Pre-fabricated, ready to fit, quicker to fit

Ready to fit on-site, metis® slimline solid surfaces are delivered in standard sizes with all working surfaces and edges factory machined and finished, saving you both time and money on your installation. In addition, sweeping curves can easily be cut and finished on-site.

Seamless joints for a continuous finish


There is no compromising with the metis® Jointing Kit that uses a tried and tested method so that seamless joints are both effortless and easy to achieve.



White Fleck



Light Grey



Dark Grey




Brown Fleck



Sand



Ice



Black

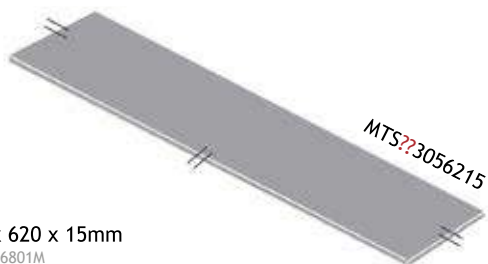


White

01/10/2024


15mm SLIMLINE SOLID SURFACES

worktop



3050 x 620 x 15mm
£413 W26801M

breakfast bar



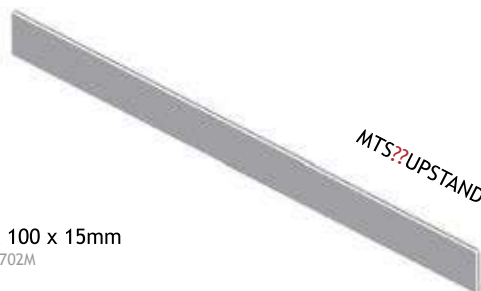
2440 x 900 x 15mm
£564 W36605M

splashback



3050 x 620 x 15mm
£413 W26808M

upstand

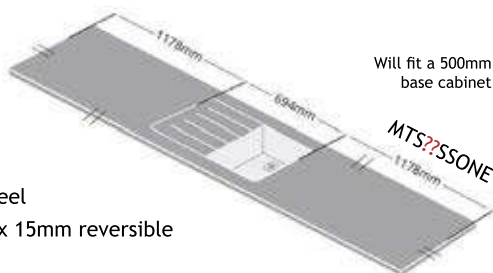


3050 x 100 x 15mm
£104 W6702M

sink modules

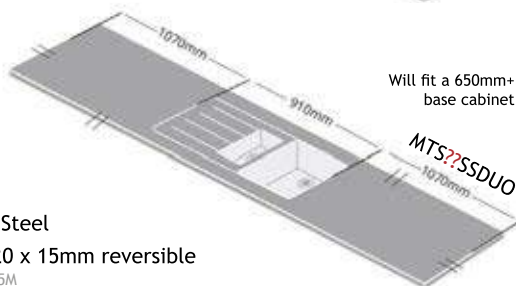
Single bowl

Stainless Steel
3050 x 620 x 15mm reversible
£725 W47102M



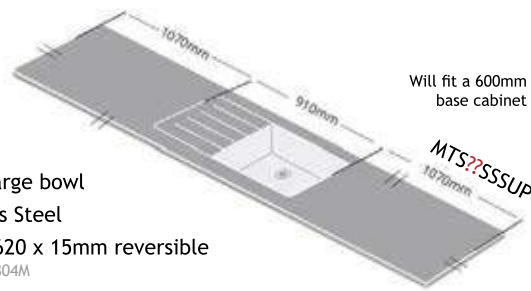
1.5 bowl

Stainless Steel
3050 x 620 x 15mm reversible
£839 W54505M



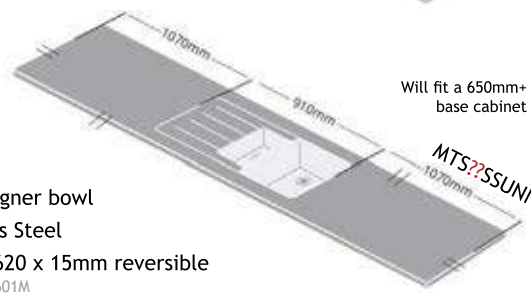
Super large bowl

Stainless Steel
3050 x 620 x 15mm reversible
£797 W51804M



1.5 designer bowl

Stainless Steel
3050 x 620 x 15mm reversible
£871 W56601M



adhesives

MTSWFLADH	White Fleck 75ml adhesive	£25 W1601M
MTSLGRADH	Light Grey 75ml adhesive	£25 W1606M
MTSDGRADH	Dark Grey 75ml adhesive	£25 W1604M
MTSBFLADH	Brown Fleck 75ml adhesive	£25 W1608M
MTSSNDADH	Sand 75ml adhesive	£25 W1609M
MTSICEADH	Ice 75ml adhesive	£25 W1602M
MTSBLKADH	Black 75ml adhesive	£25 W1603M
MTSWHTADH	White 75ml adhesive	£25 W1608M

jointing kits

MTSWFLJKIT	White Fleck Jointing Kit	£39 W2502M
MTSLGRJKIT	Light Grey Jointing Kit	£39 W2507M
MTSDGRJKIT	Dark Grey Jointing Kit	£39 W2504M
MTSBFLJKIT	Brown Fleck Jointing Kit	£39 W2509M
MTSSNDJKIT	Sand Jointing Kit	£39 W2508M
MTSICEJKIT	Ice Jointing Kit	£39 W2503M
MTSBLKJKIT	Black Jointing Kit	£39 W2501M
MTSWHTJKIT	White Jointing Kit	£39 W2505M

accessory

MTSCAREKIT	Metis Care Kit	Kit contains - Spray, Cleaning Cloth, Sanding Block and Discs	£39 W2506M
------------	----------------	---	------------

|| Factory finished edge — Unfinished edges ?? = Décor colour option Sink modules are handed by the large bowl

Please note when choosing a product above the ?? part of the code will need to change to one of the colour options listed here in brackets:

(WFL) White Fleck (LGR) Light Grey (DGR) Dark Grey (BFL) Brown Fleck (SND) Sand (ICE) Ice (BLK) Black (WHT) White

01/10/2024

mariz



01/10/2024

CARYSIL

mariz



01/10/2024

**COLOUR
SWATCHES**

**MARIZ
PRICING**

SINK MODULES

ACCESSORIES

WATERLINE SALES HOTLINE 03330 149 149 - sales@waterline.co.uk

MAIN CONTENTS

Introducing our new range of compact laminate worktops - the ultimate solution for your kitchen or workspace needs! Made by compiling layers of decorative paper and resin that are fused together under pressure, our worktops offer unparalleled durability, resistance to impact and heat, and long-lasting performance.

- 12mm compact laminate
- 8 decors to choose from
- Innovative offering with custom options

The mariz difference

We know that the cutting and preparation of compact laminate can be an issue on site so we aim to take away as much of the work as possible. Whilst we cannot prepare the final joint, we have a range of solutions to make life just that bit easier.

Not only do we have a wide selection of standard sized worktops and breakfast bars – all with the edge preparation – the mariz range includes much more. Upstands and splashbacks are available in a variety of sizes and two thicknesses and we even have a full island size for the true statement kitchen.

As you would expect from Carylil we also have a superb collection of sinks combined with mariz in our unique sink modules. Here we do the work ready for fitting: cut out, drainer grooves and even the undermount fixings all prepared for your order.

That's the mariz difference!

Sink modules

One of the benefits of compact laminate is the ability to use undermounted sinks for a premium look and feel. One of the downsides is that cutting and preparing for the sink and drainer grooves can be an exacting and time-consuming process. With the mariz selection of sink modules that work is already done to the highest standards in our factory.

Each 3 metre worktop has the sink cutout and drainer grooves already prepared for any of our bowl options. The bowl or bowls of your choice are supplied along with the necessary fittings to simply screw the brackets into the prepared inserts. Installation of one of our sink modules will typically be even quicker than fitting an overmount sink!

COMPACT LAMINATE WORKTOPS

swatches



Antique Rust
Price Group 1 (Black Core)



Dark Concrete
Price Group 1 (Black Core)



Light Concrete
Price Group 1 (Black Core)



White Marble
Price Group 2 (White Core)



Deep Grey
Price Group 1 (Black Core)



Vena Black
Price Group 1 (Black Core)



Vena White
Price Group 1 (Black Core)

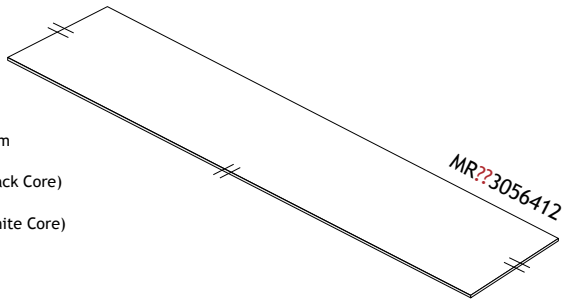


Pure White
Price Group 2 (White Core)

worksurfaces

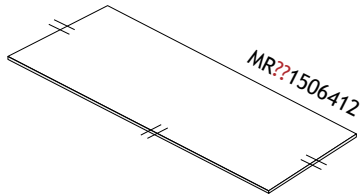
Worksurface
3050 x 640 x 12mm

Price Group 1 (Black Core)
£336 W21803M
Price Group 2 (White Core)
£599 W38901M



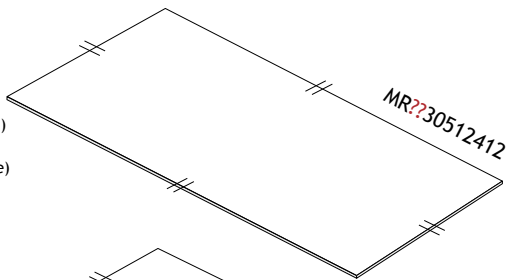
Worksurface
1500 x 640 x 12mm

Price Group 1 (Black Core)
£194 W12606M
Price Group 2 (White Core)
£345 W22401M



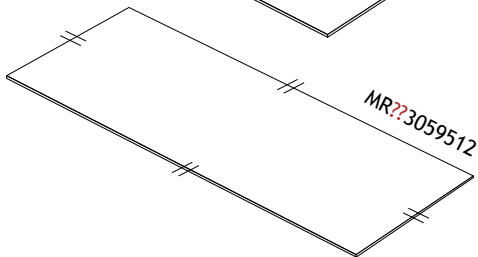
Island
3050 x 1240 x 12mm

Price Group 1 (Black Core)
£599 W38907M
Price Group 2 (White Core)
£1257 W81706M



Breakfast Bar
3050 x 950 x 12mm

Price Group 1 (Black Core)
£450 W29203M
Price Group 2 (White Core)
£959 W62302M



|| Factory finished edge ?? = Décor colour option

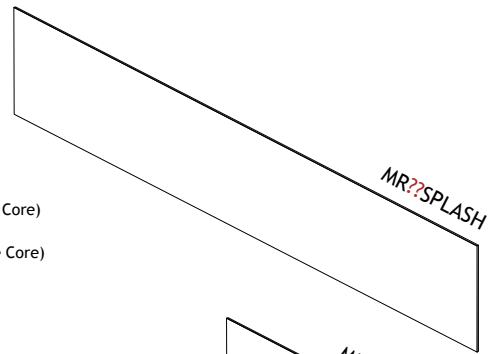
Please note when choosing a product above the ?? part of the code will need to change to one of the colour options listed here in brackets:

Price Group 1 with Black Core (AR) Antique Rust (DC) Dark Concrete (LC) Light Concrete (DG) Deep Grey (VB) Vena Black (VW) Vena White
Price Group 2 with White Core (WM) White Marble (PW) Pure White

accessories

Splashback
3050 x 600 x 3mm

Price Group 1 (Black Core)
£151 W9805M
Price Group 2 (White Core)
£211 W13708M



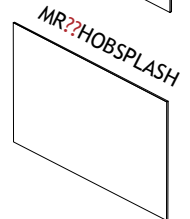
Splashback
1500 x 600 x 3mm

Price Group 1 (Black Core)
£87 W5604M
Price Group 2 (White Core)
£122 W7907M



Hob Splashback
900 x 750 x 12mm

Price Group 1 (Black Core)
£151 W9809M
Price Group 2 (White Core)
£316 W20508M



Upstand
3050 x 70 x 12mm

Price Group 1 (Black Core)
£60 W3903M
Price Group 2 (White Core)
£114 W7404M



Upstand
3050 x 150 x 12mm
Price Group 1 (Black Core)
£120 W7801M
Price Group 2 (White Core)
£228 W14809M



01/10/2024

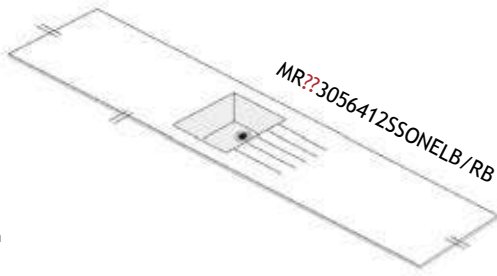
sink modules

Steel 25mm internal radius undermount sinks

Single bowl
3050 x 640 x 12mm

Price Group 1 (Black Core)
£608 W39505M
Price Group 2 (White Core)
£871 W56604M

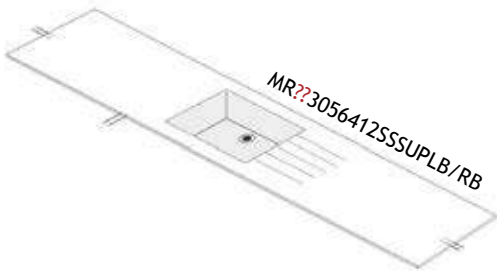
Sink dimensions
340 x 400 x 190mm
Minimum base unit: 500mm



Super large bowl
3050 x 640 x 12mm

Price Group 1 (Black Core)
£651 W42301M
Price Group 2 (White Core)
£914 W59406M

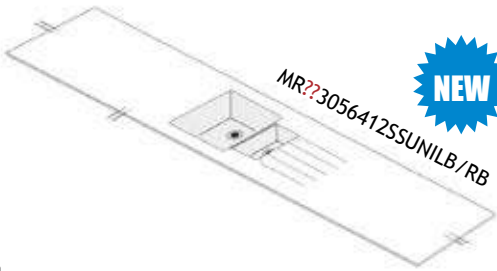
Sink dimensions
480 x 400 x 200mm
Minimum base unit: 650mm



Universal 1.5 bowl
3050 x 640 x 12mm

Price Group 1 (Black Core)
£702 W45603M
Price Group 2 (White Core)
£965 W62701M

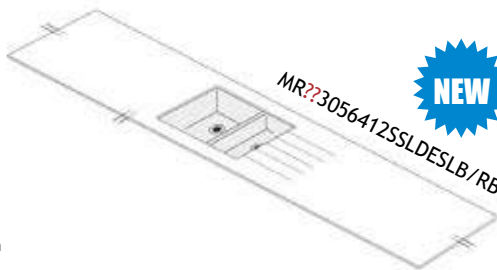
Sink dimensions
340 x 400 x 190mm
160 x 300 x 120mm
Minimum base unit: 650mm



Large 1.5 Designer bowl
3050 x 640 x 12mm

Price Group 1 (Black Core)
£717 W46608M
Price Group 2 (White Core)
£980 W63704M

Sink dimensions
340 x 400 x 180mm
180 x 400 x 120mm
Minimum base unit: 650mm

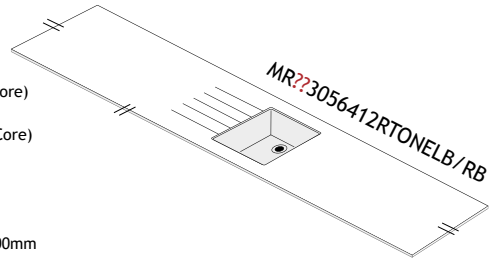


Steel 10mm internal radius undermount sinks

Single bowl
3050 x 640 x 12mm

Price Group 1 (Black Core)
£644 W41808M
Price Group 2 (White Core)
£907 W58902M

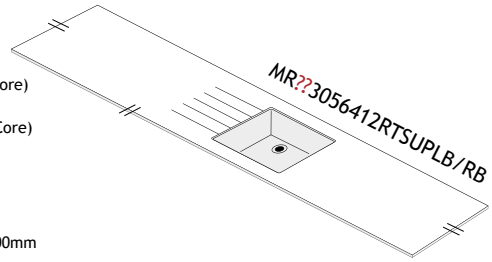
Sink dimensions
340 x 400 x 190mm
Minimum base unit: 500mm



Super large bowl
3050 x 640 x 12mm

Price Group 1 (Black Core)
£680 W44206M
Price Group 2 (White Core)
£944 W61305M

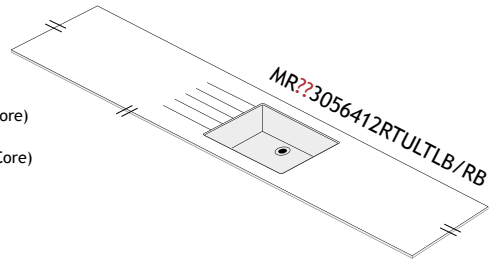
Sink dimensions
410 x 400 x 190mm
Minimum base unit: 500mm



Ultra large bowl
3050 x 640 x 12mm

Price Group 1 (Black Core)
£702 W45603M
Price Group 2 (White Core)
£967 W62808M

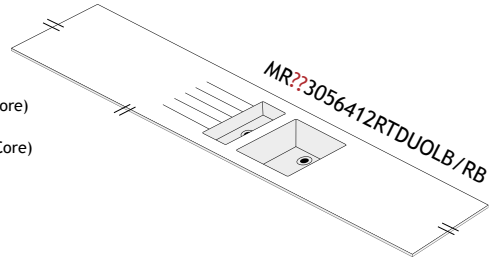
Sink dimensions
550 x 400 x 190mm
Minimum base unit: 650mm



1.5 Duo bowl
3050 x 640 x 12mm

Price Group 1 (Black Core)
£754 W49001M
Price Group 2 (White Core)
£1019 W66207M

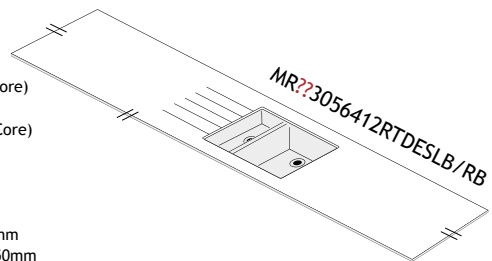
Sink dimensions
340 x 400 x 190mm
180 x 400 x 125mm
Minimum base unit: 650mm



1.5 Designer bowl
3050 x 640 x 12mm

Price Group 1 (Black Core)
£770 W50002M
Price Group 2 (White Core)
£1033 W67103M

Sink dimensions
340 x 400 x 190mm
small bowl depth 125mm
Minimum base unit: 650mm



Bowls are supplied separately for easy on site fixing
All decors are available in these sizes as standard

|| Factory finished edge

?? = Décor colour option

Sink modules are handed by the large bowl

Please note when choosing a product above the ?? part of the code will need to change to one of the colour options listed here in brackets:

Price Group 1 with Black Core (AR) Antique Rust (DC) Dark Concrete (LC) Light Concrete (DG) Deep Grey (VB) Vena Black (VW) Vena White
Price Group 2 with White Core (WM) White Marble (PW) Pure White

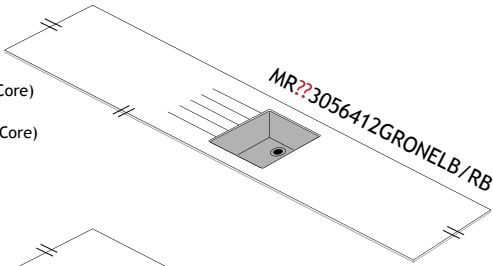
01/10/2024

GRANITE & CERAMIC SINK MODULES

Granite sinks

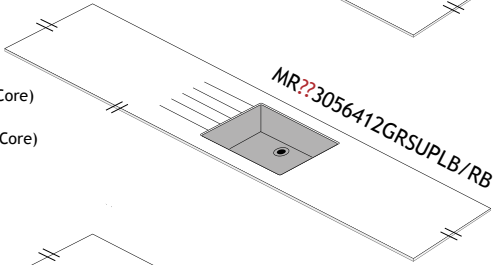
Single bowl
3050 x 640 x 12mm

Price Group 1 (Black Core)
£665 W43205M
Price Group 2 (White Core)
£928 W60308M



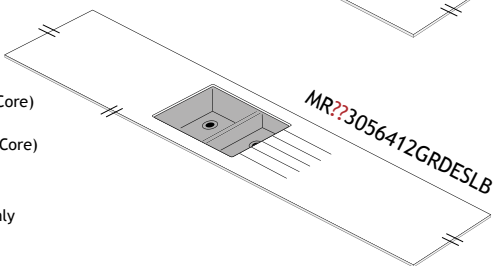
Super large bowl
3050 x 640 x 12mm

Price Group 1 (Black Core)
£688 W44701M
Price Group 2 (White Core)
£951 W618002M

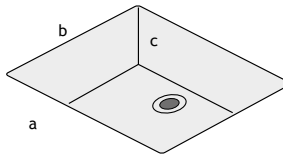


1.5 Designer bowl
3050 x 640 x 12mm

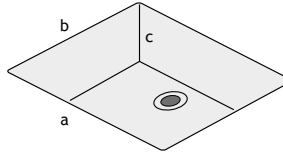
Price Group 1 (Black Core)
£770 W50008M
Price Group 2 (White Core)
£1004 W65208M



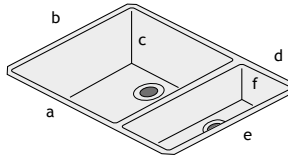
Granite Designer is only available in LH Bowl



a. 400mm • b. 400mm • c. 200mm
Minimum base unit: 600mm



a. 500mm • b. 400mm • c. 200mm
Minimum base unit: 650mm



a. 355mm • b. 400mm • c. 200mm
d. 155mm • e. 400mm • f. 140mm
Minimum base unit: 650mm

Granite sinks available in the following colours



Black



Gunmetal



White

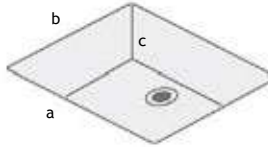
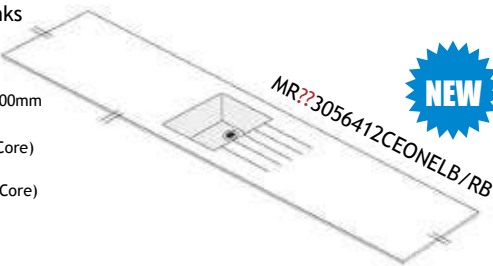


Graphite

New Ceramic sinks

Single bowl
3050 x 640 x 12mm
Minimum base unit: 600mm

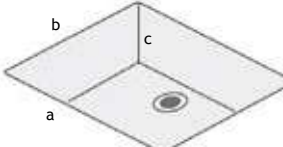
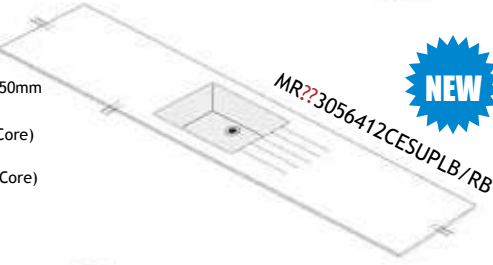
Price Group 1 (Black Core)
£680 W44206M
Price Group 2 (White Core)
£943 W61309M



a. 390mm • b. 390mm • c. 195mm
Minimum base unit: 600mm

Super large bowl
3050 x 640 x 12mm
Minimum base unit: 650mm

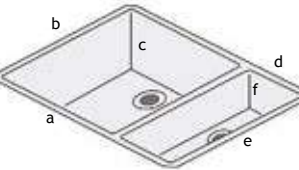
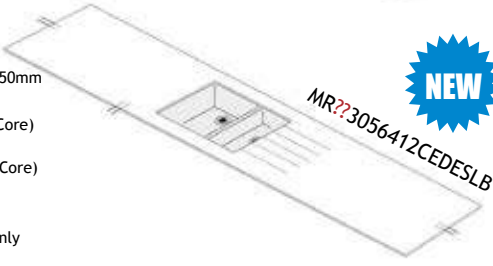
Price Group 1 (Black Core)
£710 W46103M
Price Group 2 (White Core)
£973 W63201M



a. 490mm • b. 390mm • c. 195mm
Minimum base unit: 650mm

1.5 Designer bowl
3050 x 640 x 12mm
Minimum base unit: 650mm

Price Group 1 (Black Core)
£717 W46606M
Price Group 2 (White Core)
£1033 W67105M



a. 330mm • b. 390mm • c. 195mm
d. 155mm • e. 390mm • f. 140mm
Minimum base unit: 650mm

Ceramic Designer is only available in LH Bowl

|| Factory finished edge ?? = Décor colour option

Please note when choosing a product above the ?? part of the code will need to change to one of the colour options listed here in brackets:

Price Group 1 with Black Core (AR) Antique Rust (DC) Dark Concrete (LC) Light Concrete (DG) Deep Grey (VB) Vena Black (VW) Vena White
Price Group 2 with White Core (WM) White Marble (PW) Pure White

accessories

MRIKIT Installation Kit

3 x Compact toggle bolts, 3mm hex key, 3 x biscuits, 20ml linseed oil, Cloth, Sanding block, Sanding discs, Grey scotchbrite pad

£47 W3009M

Adhesives

MRARADH Antique Rust Adhesive 20ml
MRDCADH Dark Concrete Adhesive 20ml
MRLCADH Light Concrete Adhesive 20ml
MRDGADH Deep Grey Adhesive 20ml
MRVBADH Vena Black Adhesive 20ml
MRVWADH Vena White Adhesive 20ml
MRWMADH White Marble Adhesive 20ml
MRPWADH Pure White Adhesive 20ml

£13 W801M
£13 W803M
£13 W808M
£13 W806M
£13 W807M
£13 W806M
£13 W802M
£13 W803M



Sink modules are handed by the large bowl

Introducing **SOMMELIER WINE COOLERS** powered by Kaelo

Sommelier keeps drinks chilled so you can enjoy every sip at the perfect temperature. Open a cold one, pour yourself a glass, and pop the bottle in your Sommelier. That's it! Sommelier will keep the bottle at its opening temperature, and without any ice or drips ... easy.



SOMMELIER RED BOOST

Comes with dynamic lighting and two extra temperature modes.

- Red wine mode to keep your reds at their ideal temperature of 12-18°C.

- Boost mode will chill your drink by 3-4°C over half an hour.

Available in 2 models

	SOMMELIER	SOMMELIER RED BOOST
CROWN:		
CURVED	<input checked="" type="checkbox"/>	<input checked="" type="checkbox"/>
TEMP MODE:		
SOMMELIER	<input type="checkbox"/> 5-12°C	<input type="checkbox"/> 5-12°C
RED WINE	<input type="checkbox"/>	<input type="checkbox"/> 12-18°C
BOOST	<input type="checkbox"/>	<input type="checkbox"/> 3-4°C
LIGHTING:		
SOLID	<input checked="" type="checkbox"/>	<input checked="" type="checkbox"/>
GRADIENT	<input type="checkbox"/>	<input checked="" type="checkbox"/>
DYNAMIC	<input type="checkbox"/>	<input checked="" type="checkbox"/>

01/10/2024


SOMMELIER WINE COOLERS

The Crowning Glory

**The Crown controls everything.
Simply tap to turn on or hold to change mode.**

Curved designs are available in 5 stocked finishes, **see image on the right.**

The Crown is also available in 13 special order CTC painted colours:



Top right, clockwise:
Polished Stainless Steel, Brushed Stainless Steel, Brushed Brass,
Brushed Gunmetal and the newest addition Matt Black



The best wine experience for your home

CBSOM-BASE	Carysil Sommelier Base Unit	£375 W26304S
CBSOMRED-BASE	Carysil Sommelier Red Boost Base Unit	£500 W35007S
CBSOMCC-PSS	Carysil Sommelier Crown Curved Polished Stainless Steel	£41 W2901S
CBSOMCC-BSS	Carysil Sommelier Crown Curved Brush Stainless Steel	£41 W2906S
CBSOMCC-BRA	Carysil Sommelier Crown Curved Brushed Brass	£83 W5805S
CBSOMCC-GMT	Carysil Sommelier Crown Curved Brushed Gunmetal	£83 W5802S
CBSOMCC-MBK	Carysil Sommelier Crown Curved Matt Black	£83 W5809S

Please note when choosing a special order painted colour option, the **???** part of the code will need to change to one of the colour options listed in the brackets above.

CBSOMCC- (???)	Crown - Curved CTC Coloured	£83 W5808S
-----------------------	-----------------------------	------------

01/10/2024

³⁰ Please note colours and finishes shown are a representation only.

24 COLOURS AVAILABLE

GLASS SPLASHBACKS

- Glass conforms to EN1250/1&2
- Applied using Inspire Glass approved silicone only
- Splashbacks are 6mm thick toughened glass with polished edges
- Upstands are 6mm thick un-toughened glass with polished edges. You are able to cut these yourself if you require
- Hygienic and durable
- Can be fixed to any non-porous, dry, dust and grease free surface
- 2mm gap should be left around all sides and must be sealed all round with Inspire Glass approved silicone sealant after installation to prevent dirt and moisture getting behind the glass
- A flame or any heated cookware must not directly touch the glass



MD02 Black
Modern




MD13 Shadow Grey
Modern




MD14 Fossil Grey
Modern



MD03 Silver
Modern



TR02 Grey
Traditional



MD01 White
Modern



MD08 Plum
Modern



MD04 Ruby
Modern



TR14 Sapphire Blue
Traditional



TR16 Grey Blue
Traditional



TR08 Arctic Blue
Traditional



TR07 Turquoise
Traditional




TR18 Racing Green
Traditional



MD06 Lime
Modern




TR10 Olive
Traditional



TR09 Green Mist
Traditional



TR03 Cappuccino
Traditional



MD23 Rose
Modern



MD24 Amber
Modern




TR06 Biscuit
Traditional




TR01 Almond
Traditional



TR17 Pebble
Traditional



TR19 Barely Blush
Traditional



TR11 Ice
Traditional

Prices

A 595 x 745mm

£148 W104011

B 695 x 745mm

£167 W117081

C 895 x 745mm

£201 W141031

*D 995 x 745mm

£221 W155041

*F 1095 x 745mm

£240 W168021

*E Upstand 995 x 140mm

£100 W70061

*Sizes D, E and F are special order only

INSPIRE GLASS SILICONE

- A high quality, neutral cure silicone
- Flexible and permanently elastic
- Rapid drying with good adhesion
- Resistant to temperature extremes
- Non fading
- Low odour
- Cannot be painted over
- 310ml tube
- Conforms to ISO11600-F&G-25LM and BS5889:A


SILICONE £11 W8091 Recommended for use with Inspire Glass Splashbacks by manufacturer.

Please note colours and finishes shown are a representation only.

RAINBOW & SILVER SPARKLE



MD02RA Rainbow Sparkle over Black
Modern



MD02SV Silver Sparkle over Black
Modern

Rainbow & Silver Sparkle only available in Black for the additional upgrade price of **£25 W1703I**

METALLIC FINISHES



MD17 Bronze
Modern



MD18 Copper
Modern



MD19 Rose Gold
Modern



MD22 Steel
Modern

SOLID SPARKLE FINISHES



SPMO-1 Moonstone
Solid Sparkle



SPNS-1 Night Sky Black
Solid Sparkle



SPPL-1 Platinum
Solid Sparkle

Metallic Prices

A 595 x 745mm	£148 W10402I
B 695 x 745mm	£167 W11705I
C 895 x 745mm	£201 W14104I
*D 995 x 745mm	£221 W15501I
*F 1095 x 745mm	£240 W16808I
*E Upstand 995 x 140mm	£100 W7008I

*Sizes D, E and F are special order only

Solid Sparkle Prices

A 595 x 745mm	£231 W16208I
B 695 x 745mm	£245 W17205I
C 895 x 745mm	£279 W19603I
*D 995 x 745mm	£291 W20401I
*F 1095 x 745mm	£307 W21507I
*E Upstand 995 x 140mm	£140 W9808I

01/10/2024



01/10/2024



THE KITCHEN & THE BEDROOM BROCHURES NOW AVAILABLE

01/10/2024



SPACEWORKS+

Crown Spaceworks+ offers a choice of flexible interior storage solutions to create a well organised and clutter free kitchen scheme tailored to your requirements. The range is designed to optimise your space, ensuring everything is easily accessible and all your contents are in full view.

CROWN-IMPERIAL.CO.UK

KITCHEN
BEDROOM
LIVING



TO SEE ALL OF THESE PRODUCTS... VISIT CROWN IN DAVENTRY

SAMSUNG



01/10/2024



Infinite Line™

The Infinite Line™ has been thoughtfully designed and tastefully finished to suit every home chef and their kitchen. With effortless control, powerful performance and features you'd expect from a professional kitchen, like various steam cooking functions, this new and unique range of cooking appliances have quality and style baked in.

For information on display opportunities for Samsung's Infinite Line please speak to your Waterline regional sales manager.





SERIES 1

CABINET LIGHTS

FLEXIBLE LIGHTING

PLINTH LIGHTS

BEDROOM LIGHTS

FLEXIBLE PROFILES

**DRAWER &
PENDANT LIGHTS**

SOCKETS


ACCESSORIES

WATERLINE SALES HOTLINE 03330 149 149 - sales@waterline.co.uk



Solo Under Cabinet Light

- Stylish, slimline design
- Removable magnetic bezel conceals fixings for a sleek finish
- Innovative etched design completely diffuses light, no visible dots
- Ideal for under cabinet lighting
- 2.5 Watt
- Simple to install
- Compatible with Sensio switches, single colour receiver and dimmable driver
- Natural White



SE11192N0 Light Packs including driver and plug
£12.90
 W8.3901B
 SE11192N1 Solo 1 Light Kit **£39.85** W25.9101S
 SE11192N2 Solo 2 Light Kit **£53.77** W34.9608S
 SE11192N3 Solo 3 Light Kit **£71.76** W46.6509S



Velos Under Cabinet Light

- Super slimline design
- Brushed aluminium finish
- Magnetic mounting plate conceals fixings for a clean finish
- Ideal for under cabinet lighting
- Elongated design allows for vast spread of light across the worktop
- Superb light output
- 5 Watt
- Wide, 120° beam angle eliminates dark areas
- Simple to install
- Compatible with Sensio switches and dimmable receivers
- Natural White



SE11092N0 Light Packs including driver and plug
£17.97
 W11.6805B
 SE1109N1 Velos 1 Light Kit **£30.58** W19.8802S
 SE1109N2 Velos 2 Light Kit **£54.33** W35.3207S
 SE1109N3 Velos 3 Light Kit **£71.46** W46.4501S



Plaza Under Cabinet Light

- Stylish, slimline design
- Removable magnetic stainless steel bezel conceals fixings for a sleek finish
- Innovative etched design completely diffuses light - no visible dots
- Superb, diffused light output • 3.6 Watt
- Ideal for under cabinet lighting
- Simple to install
- Compatible with Sensio dimmable receivers
- Natural White



SE11090N0 Light Packs including driver and plug
£11.39
 W7.4101B
 SE11090N1 Plaza 1 Light Kit **£36.70** W23.8605S
 SE11090N2 Plaza 2 Light Kit **£53.48** W34.7602S
 SE11090N3 Plaza 3 Light Kit **£55.46** W36.0506S



Treos Under Cabinet Light

- Stylish, stainless steel triangular design
- Perfect under cabinet task lighting
- Fully diffused - no visible dots
- 2.0 Watt
- Easy to install plug and play technology
- Compatible with Sensio switches and dimmable receivers
- Natural White



SE11290N0 Light Packs including driver and plug
£13.11
 W8.5206B
 SE11290N1 Treos 1 Light Kit **£25.63** W16.6601S
 SE11290N2 Treos 2 Light Kit **£41.39** W26.9105S
 SE11290N3 Treos 3 Light Kit **£56.50** W36.7309S



Zeta Under Cabinet Light Recessed / Surface Mounted

- Compact, stylish appearance
- Supplied with removable collar to allow for either a surface mounted or recessed finish
- Fully diffused - no visible dots
- Stainless steel finish
- Ideal for under cabinet or in cabinet feature lighting
- Easy to install • 2.0 Watt
- Compatible with Sensio dimmable receivers
- Natural White

■ Driver



SE11190N0 Light Packs including driver and plug
 SE11190N1 Zeta 1 Light Kit £22.66 W14.73085
 SE11190N2 Zeta 2 Light Kit £35.22 W22.90045
 SE11190N2 Zeta 3 Light Kit £47.50 W30.88055

£9.98
 W6.4905B



Axis Under Cabinet Strip Light

- A sleek, 240V under cabinet light
- Perfect alternative to the T5 fluorescent lights
- Fully diffused with no visible LED dots
- Easy to link together
- On/off switch
- No driver required
- Mains fitting
- Supplied with 1.5m mains cable
- Natural White



SE10099N0	904mm	16 Watt	£14.70	W9.5603
SE10079N0	524mm	8 Watt	£11.57	W7.5204
SE10029N0	343mm	5 Watt	£10.13	W6.5802
SE10019N0	222mm	3 Watt	£8.05	W5.2309
SE101290	500mm inter-connecting lead		£2.24	W1.45095

01/10/2024



Iris Plinth Light

- A subtle, recessed light ideally suited for kitchen plinths
- Chrome finish
- IP44 rated - protected against solid objects over 12mm (e.g. fingers) and protected against water drops at a 15° angle from the vertical
- Multiple lights can be daisy chained together to provide a run of lights • 0.32 Watt per fitting
- Easy to install plug and play technology
- Compatible with Sensio dimmable receivers
- Natural White

■ Driver



SE15990N0
£5.61
 W3.6405B

SE15990N4 Iris 4 Light Kit also available including driver and plug £39.36 W25.58075



Dart Flexible Strip Light

- Flexible 8mm strip
- Can be cut to desired length at pre-marked points situated every 100mm
- Utilise the full 5m strip regardless of the number of cuts made
- Supplied with high quality 3M VHB adhesive backing tape
- Provides a flood of light perfect for under cabinet or under worktop lighting
- 18 Watt • Simple to install
- Compatible with Sensio dimmable receivers
- Natural White

■ Driver

SE10355N0
£20.90

W13.5908B
 SE101080 2.5mm Driver Connection Cable required to connect with a driver £3.97 W2.58035

SE10355N1 Dart 1 Strip Light Kit also available including driver and plug £62.37 W40.54035



Neo TrioTone™ LED Under Cabinet Light

TrioTone™ technology allows you to select cool white, natural white or warm white with a flick of the switch underneath the front bezel of the fitting

- An elongated light panel to create a wide spread of light across the worktop
- Contains an innovative diffuser with an etched design to completely diffuse the light
- No visible diodes reflect off the worktop
- Superb, bright light output - CRI : 90
- Removable, magnetic front bezel simplifies installation and hides fixings
- Plug & Play connection
- Slim depth of just 10mm
- Dimmable

■ Driver

SE11590T0 4.8W Cool/Natural/Warm White £29.10 W18.91035

SE91598N0 Neo Pro (not IR) Accessory - Black Bezel £6.24 W4.06015

Light Packs including driver and plug also available

SE11590T1P Neo TrioTone™ 1 Light Kit £51.06 W33.19085
 SE11590T2P Neo TrioTone™ 2 Light Kit £80.52 W52.34065
 SE11590T3P Neo TrioTone™ 3 Light Kit £106.33 W69.12015

Neo LED Under Cabinet Light

An elongated light panel to create a wide spread of light across the worktop

- Contains an innovative diffuser with an etched design to completely diffuse the light
- No visible diodes reflect off the worktop
- Superb, bright light output - CRI : 90
- Removable, magnetic front bezel simplifies installation and hides fixings
- Plug & Play connection
- Slim depth of just 10mm
- Dimmable



■ Driver

SE11590W0 4.8W Single Light Warm White Driver Required £25.46 W16.55075

SE115998 Neo Bezel Accessory Pack - 1 x White and 1 x Black £10.54 W6.85065

SE9009 2.5m extension cable also available £3.12 W2.03055

Neo Pro CCT LED Under Cabinet Light

An elongated light panel to create a wide spread of light across the worktop

- Correlated Colour Temperature (CCT) allows the perfect light temperature selection and transition from warm to cool white temperatures
- Activated and controlled with the CCT Receiver and Remote Control (sold separately)
- No visible diodes reflect off the worktop
- Multiple fittings can be daisy chained and operated with one Neo Pro IR and multiple Neo Pro's. The Neo Pro IR sensor will control the whole run of lights
- Superb, bright light output
- Dimmable • Plug & Play connection
- Slim depth of just 10mm

■ Driver



Neo Pro Pro IR light

SE11590P0 4.8W CCT £30.31 W19.70095

Neo Pro with IR SE11690P0 4.8W CCT £33.73 W21.93075

Accessories:

SE770390 Universal Remote Control £33.73 W21.93045
 SE771990 CCT Receiver £29.36 W19.09035

SE91598N0 Neo Black Bezel Accessory - x 1 (not compatible with Neo Pro IR) £6.24 W4.06015



Ark TrioTone Under Cabinet Light

An elongated design offers a vast spread of light across worktops

- TrioTone™ technology allows you to select cool white, natural white or warm white with a flick of the switch concealed under the front bezel
- Fully diffused lens - no visible dots
- High number of LEDs for bright light output
- Easy installation using daisy chaining to fit multiple lights into one area
- Stainless steel finish
- Dimmable

SE11192T0 2.W TrioTone™ Cool/Natural/Warm White £22.81 W14.83015

SE9009 2.5m extension cable also available £3.12 W2.03055

Light Packs including driver and plug also available

SE11192T1P Ark TrioTone™ 1 Light Kit £32.83 W21.34075
 SE11192T2P Ark TrioTone™ 2 Light Kit £60.25 W39.16015
 SE11192T3P Ark TrioTone™ 3 Light Kit £77.11 W50.13095

Ark LED Under Cabinet Light

An elongated design offers a vast spread of light across worktops

- Fully diffused lens - no visible dots
- Removable front bezel provides simple installation, hidden fixings and a sleek finish
- High number of LEDs for bright light output
- Easy installation using daisy chaining to fit multiple lights into one area
- Stainless steel finish
- Dimmable

■ Driver

SE11192C0 2.5W Cool White £19.05 W12.38065

SE11192W0 2.5W Warm White £19.05 W12.38025

SE9009 2.5m extension cable also available £3.12 W2.03055

Ark Pro CCT LED Under Cabinet Light

Ideal for under cabinet lighting

- Correlated Colour Temperature (CCT) allows the perfect light temperature selection and transition from warm through to cool white temperatures
- Removable front bezel provides simple installation, hidden fixings and a sleek finish
- Diffused light panel - no visible dots
- Dimmable
- Activated and controlled with the CCT Receiver and Remote Control (sold separately)
- Ark Pro IR
- In-built infra-red sensor controls the power on and off and the colour temperature changing function
- Multiple fittings can be daisy chained and operated with one Ark Pro IR and multiple Ark Pro's. The Ark Pro IR sensor will control the whole run of lights



Ark Pro IR light



CCT light

■ Driver

SE11192P0 2.5W CCT (Colour Changing Technology) £24.02 W15.62045

Ark Pro with IR SE11292P0 2.5W CCT (Colour Changing Technology) £25.48 W16.56045

SE770390 Universal Remote Control £33.73 W21.93045

SE771990 CCT Receiver £29.36 W19.09035

SE9009 2.5m extension cable also available £3.12 W2.03055


CABINET LIGHTING



Astro TrioTone™ LED Under Cabinet Light

Super slimline design

- Brushed aluminium or black finish
- Magnetic mounting plate conceals fixings for a clean finish
- Ideal for under cabinet lighting
- TrioTone™ technology allows you to select cool white, natural white or warm white with a flick of the switch on the back fitting
- Elongated design allows for vast spread of light across the worktop
- Superb light output - CRI : 90
- Wide, 120° beam angle eliminates dark areas
- Simple to install
- Dimmable



■ Driver

SE11190T0.1	4.8W	Brushed Aluminium Finish	Cool/Natural/Warm White	£26.67	W17.3405S
SE11198T0.1	4.8W	Black Finish	Cool/Natural/Warm White	£28.51	W18.5304S
SE11196T0.1	4.8W	Brass Finish	Cool/Natural/Warm White	£28.76	W18.6902S
SE11197T0.1	4.8W	Copper Finish	Cool/Natural/Warm White	£28.76	W18.6907S

Light Packs including driver and plug also available

SE11190T1P.1	Astro TrioTone™ 1 Light Kit	Aluminium	£47.76	W31.0509S
SE11190T2P.1	Astro TrioTone™ 2 Light Kit	Aluminium	£75.07	W48.8002S
SE11190T3P.1	Astro TrioTone™ 3 Light Kit	Aluminium	£98.95	W64.3205S
SE11198T1P.1	Astro TrioTone™ 1 Light Kit	Black	£49.53	W32.2007S
SE11198T2P.1	Astro TrioTone™ 2 Light Kit	Black	£77.90	W50.6409S
SE11198T3P.1	Astro TrioTone™ 3 Light Kit	Black	£102.70	W66.7601S

SE9009 2.5m extension cable also available £3.12 W2.0305S



Horizon TrioTone™ Under Cabinet Light

A contemporary, slimline, under cabinet spotlight

■ Driver

- Bezels attach via magnets
- Innovative etched prismatic design completely diffuses light
- Superb lumen output for a flood of light
- Easy to use and install
- 1 light - 3 colour temperatures
- Ideal for under cabinet lighting
- LED technology for long service life
- Energy saving (good lumens per watt ratio)



SE11095T0	3.6W	TrioTone™ Colour Selectable	Driver Required	£17.05	W11.0805S
SE11095T3	10.8W	TrioTone™ Colour Selectable 3 Light Kit	15W included	£71.17	W46.2602S



CCT light

Horizon Pro also available

SE11095P0

3.6W

CCT Driver Required

£18.08 W11.7503S

SE111980 TrioTone™ Black Bezel

£3.98 W2.5907S

SE9009 2.5m extension cable also available £3.12 W2.0305S



Astro Pro CCT LED Under Cabinet Light

Super slimline design

- Brushed aluminium or black finish
- Magnetic mounting plate conceals fixings for a clean finish
- Ideal for under cabinet lighting
- Correlated Colour Temperature (CCT) allows the perfect light temperature selection and transition from warm through to cool white temperatures
- Elongated design allows for vast spread of light across the worktop
- Superb light output - CRI : 90
- Wide, 120° beam angle eliminates dark areas
- Simple to install
- Dimmable



■ Driver



CCT light

SE11190P0	4.8W	Brushed Aluminium Finish	CCT	£29.30	W19.0505S
SE11198P0	4.8W	Black Finish	CCT	£31.66	W20.5806S
SE770390		Universal Remote Control		£33.73	W21.9304S
SE771990		CCT Receiver		£29.36	W19.0903S

SE9009 2.5m extension cable also available £3.12 W2.0305S



Apex TrioTone™ Light

Under cabinet spot light

■ Driver

- Ideal for installing under cabinets, inside cabinets and under shelves
- LED technology for long life
- Energy saving (good lumens per watt ratio)
- Slimline under cabinet light
- Switchable colours (Warm, Cool, Natural)
- Diffused light (no visible dots)
- Magnetic bezel covers fittings & TrioTone switch
- Removable collar allows surface or recessed fitting



SE12090T0	1.5W	TrioTone™ Colour Selectable	£13.49	W8.7706S
SE12090T3		TrioTone™ Black Bezel	£3.17	W2.0603S

Light Packs including driver and plug also available

SE12090T1P	Apex TrioTone™ 1 Light Kit	£32.83	W21.3401S
SE12090T2P	Apex TrioTone™ 2 Light Kit	£41.86	W27.2108S
SE12090T3P	Apex TrioTone™ 3 Light Kit	£50.88	W33.0805S



Hype TrioTone™ LED Recess / Surface Light

This product can be mounted under kitchen cabinets and used as task lighting. Or use in glass fronted cabinets for mood lighting.

- High definition LED
- Quick connect port for easy installation
- Stainless steel finish



■ Driver

SE21100	2W	TrioTone™ Colour Selectable	£18.20	W11.83055
SE21100K3	6W	TrioTone™ Colour Selectable 3 Light Kit (includes driver)	£69.76	W45.34025

Also available Hype Pro R



CCT light

SE90150P0	2W	CCT	£21.78	W14.16065
SE970980		Black Bezel for Hype Pro R	£5.10	W3.31035
SE770390		Universal Remote Control	£33.73	W21.93045
SE771990		CCT Receiver	£29.36	W19.09035

SE9009 2.5m extension cable also available

£3.12 W2.03055



Bermuda LED Triangle Light

Mount under cabinets for superb task lighting

- High Definition LED
- Quick connect port for easy installation
- Stainless steel finish



■ Driver


SE90010C0	2W	Cool White	£16.00	W10.40035
SE90010W0	2W	Warm White	£16.00	W10.40065

Also available

SE21000	2W	TrioTone™ Colour Selectable	£23.37	W15.19085
SE21000K3	6W	TrioTone™ Colour Selectable 3 Light Kit (includes driver)	£86.47	W56.21085

SE9009 2.5m extension cable also available

£3.12 W2.03055



Nexus TrioTone™ LED Triangle Under Cabinet Light

Stylish, stainless steel triangular design

- Perfect under cabinet task lighting
- TrioTone™ technology allows you to select cool white, natural white or warm white with a flick of the switch on the back of the fitting
- Fully diffused - no visible dots
- Easy to install plug and play technology
- Dimmable



■ Driver

SE11090T0	2W	Cool/Natural/Warm White	£17.93	W11.66035
-----------	----	-------------------------	--------	-----------

Non TrioTone also available

SE11090C0	2W	Cool White	£16.29	W10.59025
SE11090W0	2W	Warm White	£16.29	W10.59055

CABINET LIGHTING




Torino LED Wall Mounted Shelf Light

A sleek and stylish LED shelf that has cool white LEDs embedded within the frame creating a stunning glow

- LED technology for long service life
- Stylish and easy to install
- Contemporary design
- Suitable for kitchens
- Available in two different lengths
- Available in black and silver finishes
- Compatible with Sensio LED Drivers
- IP20 rating
- Aluminum frame and tempered glass shelf
- Supports up to 10kg

■ Driver



SE17232C0	600mm	Silver	5.4W	Cool White - 66 LEDs	£98.42	W63.9707S
SE17262C0	900mm	Silver	8.4W	Cool White - 102 LEDs	£118.73	W77.1704S
SE17238C0	600mm	Black	5.4W	Cool White - 66 LEDs	£98.42	W63.9704S
SE17268C0	900mm	Black	8.4W	Cool White - 102 LEDs	£118.73	W77.1708S



Expanse Panel Light

Perfect for creating a showcase with glass-fronted cabinets, the Expanse features a vast and fully diffused light source that will blend seamlessly into the back of wall units to provide elegant mood lighting.

- Simple installation process
- LED technology for long service life
- Low wattage - reduced energy consumption
- Vast light source • Slim depth - 10mm
- Magnetic fixing brackets
- Diffused light - no visible diodes

■ Driver

SE14092N0 13W H:680 x W:460mm Natural White £93.51 W60.7803S

Also available Expanse Pro

SE14092P0	13W	H:680 x W:460mm	CCT	£110.01	W71.5107S
SE14192P0	24W	H:463 x W:523mm	CCT	£92.45	W60.0902S
SE14292P0	28W	H:563 x W:523mm	CCT	£96.79	W62.9105S
SE14392P0	28W	H:463 x W:686mm	CCT	£98.09	W63.7609S
SE14492P0	28W	H:563 x W:686mm	CCT	£101.13	W65.7301S
SE770390	Universal Remote Control			£33.73	W21.9304S
SE771990	CCT Receiver			£29.36	W19.0903S



CCT light



Connex LED Strip Light

TrioTone™, 1 light - 3 colours also available

- Switch between cool, natural and warm white colour temperatures with the flick of a switch
- LED fittings with no visible LED points
- The same look and an even higher light output than a T5 fluorescent
- Mains fitting for ultra simple installation (no driver required)
- The fittings can be directly interlinked to form a continuous run



SE100190	3W	Warm White LED Strip Light 222mm	£10.26	W6.6702S
SE100290	5W	Warm White LED Strip Light 343mm	£12.27	W7.9806S
SE100790	8W	Warm White LED Strip Light 524mm	£13.50	W8.7707S
SE100990	16W	Warm White LED Strip Light 904mm	£18.68	W12.1408S
SE100490	5W	TrioTone™ LED Strip Light 343mm	£21.62	W14.0509S
SE100590	9W	TrioTone™ LED Strip Light 524mm	£25.36	W16.4807S
SE100690	12W	TrioTone™ LED Strip Light 623mm	£26.70	W17.3502S
SE100890	16W	TrioTone™ LED Strip Light 904mm	£31.61	W20.5501S

SE101290 500mm inter-connecting lead £2.24 W1.4509S



Manta Integrated LED Profile

The Manta is a unique integrated solution capable of making a design statement in any kitchen

- It features a double-sided light source to illuminate cabinet interiors, as well as providing useful task lighting for kitchen worktops
- The product is designed to be compatible with kitchen cabinets of all styles, including contemporary handleless cabinets, and eight available lengths accommodate any design layout

■ Driver

SE27012C0	361mm	6.4W	Cool White	£28.43	W18.4805S
SE27312C0	561mm	10.3W	Cool White	£36.92	W24.0004S
SE27412C0	761mm	14.3W	Cool White	£46.12	W29.9803S
SE27512C0	861mm	15.4W	Cool White	£49.99	W32.4909S
SE27712C0	1161mm	21.1W	Cool White	£64.58	W41.9701S



Corner Pantry Pack Flexible Strip, Spot Light & Door Sensors

The corner pantry pack is a kit of products that has been thoughtfully selected to inject functional convenience lighting for ease of use. The stylish and compact spotlight features a high light output, making it a great solution to install to the roof of the pantry for an optimum spread of light. The LED flexible strips can be cut every 100mm, making them a perfect option for tracing the contours of the pantry to generate ambient mood lighting.

- Great source of task lighting
- Simple installation process
- LED technology for long service life
- Low profile LED driver with integrated ports
- Wireless controls that are triggered automatically by the opening/closing of doors
- The flexible strip is supplied with two driver leads so it can be cut to create two lengths
- Compact and stylish spotlight that can be recessed or surface mounted

SE13195N0 2W Spot Light Natural White 3.6W Flexible Strip 5000mm **£119.74** W77.8301S



Strata Rechargeable Bar LED Light

The Strata is a fantastic addition to any kitchen, providing lighting to hard-to-reach places such as the insides of drawers and cabinets. Attaching with magnets and adhesive tape, the strata is incredibly easy to install requiring no brackets or fixings. Simply attach the magnetic plate and tape to the product, position in the desired location and enjoy lighting to areas of your kitchen which were previously dark and hard to see in.

- LED for long service life
- Low wattage - energy saving
- Rechargeable
- Integrated Dual Sensors
- IR Door Sensor or IR Swipe Sensor
- Magnetic Fitting



SE11002N0 Natural White 200mm **£19.55** W12.7104S
SE11102N0 Natural White 400mm **£29.10** W18.9205S



Glow Glass Shelf Clip Profile Light

The Glow profile is an inconspicuous solution capable of transforming the appearance and functionality of feature cabinets

- Provides a diffused light effect
- Creates upwards and downwards facing light sources for maximum cabinet illumination
- Fits 4-8mm thick shelves
- Simple push-fit installation
- Can be cut to size
- Living hinge technology for ease of installation

■ Driver



SE19089C0 500mm 2.1W Cool White **£19.10** W12.4101S
SE19039C0 600mm 2.64W Cool White **£25.65** W16.6708S
SE19079C0 1000mm 4.8W Cool White **£33.69** W21.9003S

Also available Glow Pro

SE19079P02 500mm 2.7W CCT **£22.16** W14.4001S
SE19079P01 1000mm 6W CCT **£36.83** W23.9404S
SE770390 Universal Remote Control **£33.73** W21.9304S
SE771990 CCT Receiver **£29.36** W19.0903S



Genoa Integrated LED Shelf Profile

An Integrated LED shelf profile that can transform a normal wooden shelf into an illuminated shelf

- Stylish and easy to install
- Unique up and down shelf Light
- Integrated LED profile
- Unique integrated LED profile
- Suitable for 18mm wooden shelves
- Integrated diffuser

■ Driver



SE18592C0 563mm Champagne Finish 8.9W 126 LEDs **£33.62** W21.8501S

PLINTH LIGHTING & BEDROOM LIGHTS



Luce TrioTone™

Plinth light


■ Driver

- Easy to use and install • LED Colour selection
- Ideal for kitchen plinth area
- LED technology for long life
- Energy saving (Good lumens per watt ratio)
- Stylish Stainless Steel Square Plinth Light
- Super Slim Design Fits Almost Flush With Plinth Board
- Has A Diffused Window Of Light
- Each Fitting Can Be Daisy Chained Together Making Installation Simple

SE15090T4 2.4W TrioTone™ £45.35 W29.4809S

Singles also available

SE15090T0 0.6W TrioTone™ £7.62 W4.9604S



Stellar Pro Recessed / Surface Mounted Plinth Light

The versatile Stellar Pro is the latest addition of the fantastic range of Sensio plinth lights.

- Human Centric Lighting
- Easy to use and install
- LED technology for long service life
- Low wattage - reduced energy consumption
- CCT - Enables seamless transition from cool to warm white
- Recess or surface mount with the included collar
- Diffused lights - no visible dots
- Fittings can daisy chain together
- Compatible with Sensio CCT Receivers, Universal Remote Control and Smart Drivers

■ Driver



SE15190P0 1.5W Single CCT £12.28 W7.9802S
 SE15190P54 6W 4 Light Smart Kit inc. Driver CCT £89.32 W58.0605S
 SE15190PS10 15W 10 Light Smart Kit inc. Driver CCT £152.66 W99.2307S



Halo TrioTone™ Colour Temperature Switchable Plinth Light

Choose the desired colour temperature - select either warm, natural or cool white with the flick of a switch on the back of the fitting

- Stylish and easy to install
- Ideal for use on kitchen plinth
- High light output
- Fittings can be daisy chained for simple installation
- IP44 rated
- Diffused cover, no visible LEDs

■ Driver



SE150000 TrioTone™ Halo Colour Switchable LED Plinth Light £8.02 W5.2104S
 SE150080 TrioTone™ Halo Colour Switchable LED Plinth Light Matt Black £8.11 W5.2702S
 SE150004 TrioTone™ Halo Colour Switchable LED Plinth 4 Light Kit inc. driver £49.71 W32.3101S
 SE150084 TrioTone™ Halo Colour Switchable LED Plinth 4 Light Kit inc. driver Matt Black £52.02 W33.8103S



Magnum Rechargeable LED Battery Light with PIR Sensor

The integrated PIR sensor enables the unit to stay lit when movement is detected, or when the cabinet door is opened

- LED Technology for long service life
- Cost effective solution (no electrical installation required)
- Ideal for wardrobes and kitchen cabinets
- Integrated PIR sensor
- Integrated USB charger
- Diffused cover
- Rapid battery charge time (2 hours)

SE3300N0 Stainless Steel Cool White - 24 LEDs £29.92 W17.9506S
 SE3391N0 Chrome Cool White - 24 LEDs £31.07 W18.6406S

40



Flux RGB CCT LED Flexible Strip

A fully customisable, flexible strip light to suit any style, mood or atmosphere

- A combination of RGB and CCT provides the ultimate colour changing solution enabling colours to be mixed and matched to create millions of combinations
- Features 24 pre-set RGB colours and 11 shades of white (CCT)

- Colours can be set individually or RGB colours can be mixed with the CCT colours to create a multitude of different shades
- Each colour can also be dimmed to achieve further customisation
- A high number of LEDs per metre significantly reduces the appearance of individual LEDs
- Compatible with Sensio CCT receiver and Universal Remote Control to control, zone and dim the lights
- Cut marks are indicated every 142.5mm on the back of the strip
- Supplied with 3M VHB (Very High Bond) adhesive tape backing for secure installation
- Supplied with driver lead attached to both ends

■ Driver

SE10625R0	12W	2m	RGB CCT	£41.25	W26.8203S
SE106105R0	18W	3m	RGB CCT	£60.67	W39.4307S
SE10655R0	30W	5m	RGB CCT	£103.13	W67.0301S

Accessories					
SE770390	Universal Remote Control			£33.73	W21.9304S
SE770990	RGB CCT Receiver			£34.70	W22.5607S
SE90011	RGBWW 2.5m Extension Lead			£4.12	W2.6809S
SE991990	RGBWW Port Expander - 4 Ports			£5.52	W3.5904S



Polar LED Flexible Strip

Chip On Board LED Technology for long life

- Energy Saving (good lumens per watt ratio)
- Provides a Completely diffused line of light with no visible LED Dots eliminating the need for a profile or cover
- Supplied with 3M adhesive backing tape that sticks to any dry flat surface
- Available in both warm, natural and cool white making it suitable for any type of kitchen design
- Strip can be cut every 31mm
- Includes a 1.5m driver connection cable at each end of the strip with a JB4 connector making it easy to install
- Versatile and compatible with Sensio dimmable receivers

■ Driver

SE20125N0	12W	Natural White - 2m		£38.98	W25.3408S
SE20055W0	30W	Warm White - 5m		£95.40	W62.0101S
SE20055N0	30W	Natural White - 5m		£95.40	W62.0104S
SE20055C0	30W	Cool White - 5m		£95.40	W62.0108S
SE20055P0	30W	Pro CCT - 5m		£115.42	W75.0203S

Accessories:					
SE103990	Polar Driver Connection Lead - 2.5M			£3.20	W2.0803S
SE105990	Polar Corner Connector - 50mm			£1.62	W1.0601S
SE105790	Polar Inter Connecting Lead - 1.5M			£2.14	W1.3901S
SE112940	Polar Transparent Joining Clip			£2.68	W1.7408S
SE900890	Polar Pro Driver Connection Lead - 2.5M			£4.87	W3.1703S



Neutron LED Nano Flexible Strip

The Neutron is the industry's smallest flexible strip measuring at only 3.5mm in width, which makes it a great choice for kitchen designs where inconspicuous lighting is essential

- LED technology for long service life
- Inconspicuous installation
- Incredibly slim
- Driver connection cables soldered at each end of the strip
- 280 LEDs per meter greatly reduces the appearance of individual diodes
- 3M VHB (very high bond) tape underneath the strip for secure installation
- Cut marks every 25mm
- Compatible with the Nano-lines and Micro-Lines profile range

■ Driver

SE10455C0	4.8W	5m	Cool White	£64.75	W42.0801S
SE10455W0	4.8W	5m	Warm White	£64.75	W42.0806S
SE10425N0	4.8W	2m	Natural White	£30.38	W19.7502S
SE10455N0	4.8W	5m	Natural White	£64.75	W42.0802S



Razor Edge Lit Flexible Strip

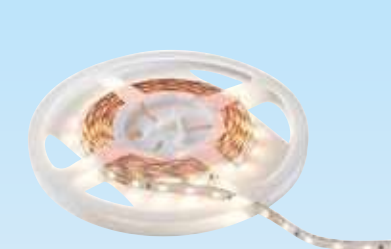
The new Razor flexible strip is an innovative solution designed specifically to provide a uniform light output with no visible diodes.

- Chip On Board LED Technology for long life
- Edge lit (shines backwards)
- Higher Light Density
- Better Thermal Conduction
- Ideal for any Kitchen or bedroom Design

■ Driver

SE20099N0	18W	3m with VHB Tape	Natural White	£45.29	W29.4408S
SE20099W0	18W	3m with VHB Tape	Warm White	£45.29	W29.4401S
SE20095N0	30W	5m with VHB Tape	Natural White	£95.40	W62.0104S
SE20095W0	30W	5m with VHB Tape	Warm White	£95.40	W62.0103S

Accessories					
SE900950	2.5m Driver Connecting Lead			£4.30	W2.8003S
SE901950	50mm Corner Connector			£2.73	W1.7709S
SE902950	1.5m Inter Connecting Cable			£3.31	W2.1504S
SE903950	Joining Clip			£1.86	W1.2101S



Primo 2 LED Flexible Strip

Customisation allows you to illuminate several areas of a room using just one strip

- The strip can be cut every 100mm, scissor icons mark where the strip can be cut
- Each reel is supplied with 3M self-adhesive backing tape
- 50,000 hours lamp life
- 60 LEDs per metre

■ Driver

SE10755C0	18W	5m	Cool White	£35.54	W23.1007S
SE10755W0	18W	5m	Warm White	£35.54	W23.1003S

Additional Cables					
SE100050	Primo 2 Interconnecting Clip			£1.40	W0.9108S
SE101050	Primo 2 50mm Corner Connector			£2.34	W1.5204S

SE101080	Primo 2 2.5mm Driver Connection Cable			£3.97	W2.5803S
Required to run the Primo 2 Flexible Strip					



Ion 5 CCT LED Flexible Strip

Cousin to the wider Ion 8, Ion 5 benefits from a slimmer width at just 5mm

- A high number of LEDs per metre greatly reduces the appearance of visible LEDs providing a premium light output
- Correlated Colour Temperature (CCT) allows the perfect light temperature selection and transition from warm to cool white temperatures
- Supplied with pre-soldered, 1.5m driver connection cables with a JB4 connectors at each end of the strip
- Can be cut to length (at 50mm intervals) with both ends of the strip being utilised
- Compatible with Sensio CCT receiver and Universal Remote Control to control zone and dim the lights
- VHB (Very High Bond) adhesive tape backing for secure installation
- Supplied in a 5m reel

■ Driver

SE10755P0	30W	5m	CCT	£77.35	W50.2702S
-----------	-----	----	-----	--------	-----------

Accessories					
SE770390	Universal Remote Control			£33.73	W21.9304S
SE771990	CCT Receiver			£29.36	W19.0903S
SE90010	Ion 5 CCT Extension Lead 2.5m			£4.33	W2.8109S

FLEXIBLE STRIP LIGHTING



Ion 8 CCT LED Flexible Strip

Successor to the popular DuoFlex flexible strip, Ion 8 is the new and improved CCT flexible strip

- Over four times the number of LEDs per metre than it's predecessor, Ion 8 greatly reduces the appearance of visible LEDs providing a premium light output
- Correlated Colour Temperature (CCT) allows the perfect light temperature selection and transition from warm to cool white temperatures
- Can be cut to length (every 50mm) and the whole reel can be utilised with the Ion Joining Clips (sold separately)
- Compatible with Sensio CCT receiver and Universal Remote Control to control and dim the lights
- VHB (Very High Bond) adhesive tape backing for secure installation
- Supplied in a 5m reel

■ Driver

SE10855P0 30W 5m CCT £78.86 W51.2601S

Accessories

SE111990	Ion8 Joining Clip	£1.94	W1.2607S
SE106990	50mm Ion 8 Corner Connector	£3.89	W2.5308S
SE106790	1.5m Ion 8 Interconnecting Lead	£5.52	W3.5903S
SE113990	2.5m Ion 8 Driver Connection Cable	£5.85	W3.8005S
SE770390	Universal Remote Control	£33.73	W21.9304S
SE771990	CCT Receiver	£29.36	W19.0903S
SE90010	CCT 2.5m Extension Lead	£4.33	W2.8105S
SE992990	CCT Port Expander - 4 Ports	£4.77	W3.1002S



Sigma 2 Bendable LED Flexible Strip

An innovative bendable flexible strip that handles corners with ease

- A unique PCB board cut in a 'zig-zag' shape provides superb flexibility allowing you to bend the light around a corner
- Can be bent around 90 degree corners without the need for corner cables or starting a new run of strip
- The entire reel can be used with cut marks indicated every 50mm avoiding wastage
- Cut sections can be re-utilised with the joining clips and leads (sold separately)
- Dimmable
- Supplied with 3M VHB (Very High Bond) adhesive tape backing for secure installation
- Supplied in a 5m reel



■ Driver

SE10855C0	24W	5m	Cool White	£37.38	W24.3003S
SE10855W0	24W	5m	Warm White	£37.38	W24.3006S
SE10855N0	24W	5m	Natural White	£37.38	W24.3004S

Accessories

SE970750	1.5m Interconnecting Lead	£4.55	W2.9603S
SE970850	2.5m Driver Connection Lead	£4.94	W3.3103S
SE970950	Joining Clip	£1.56	W1.0102S
SE9009	2.5m Extension Cable	£3.12	W2.0305S



Radiant Diffused LED Flexible Strip

An entirely diffused, bendable, silicone flexible strip light ideal for application across the kitchen or bedroom

- No visible LED dots
- Discreet, slimline 4mm width
- Driver connection cables pre-soldered at either end of the strip so two lengths can be used from the same reel if required
- Cut marks are indicated every 50mm on the back of the strip
- Ideal for a flush, recessed finish with a simple push-fit application
- Can be surface mounted with the use of the mounting brackets. (6 supplied with 3000mm and 10 supplied with 5000mm reels)
- Supplied end caps provide a clean and IP rated finish to cut ends
- Able to navigate around curves on island units and cabinetry
- Supplied in a 5m reel (and 3m reel - natural white only)
- Dimmable

■ Driver

SE10795N0	10.8W	1.8m	Natural White	£35.06	W22.7908S
SE10595N0	11.8W	1.95m	Natural White	£36.10	W23.4705S
SE10695N0	12.9W	2.15m	Natural White	£37.17	W24.1506S
SE105105N0	14.4W	3m	Natural White	£55.44	W36.0304S
SE10555N0	24W	5m	Natural White	£77.35	W50.2801S
SE10555W0	24W	5m	Warm White	£77.35	W50.2807S
SE10555C0	24W	5m	Cool White	£77.35	W50.2803S

Radiant Pro also available

SE10555P0 24W 5m CCT £106.40 W69.1607S

SE900940 Radiant Brackets - Pack of 5 £0.80 W0.5205S



Viva 3 Flexible LED Strip

- A versatile flexible strip light which can be used in multiple areas of the kitchen or bedroom including under cabinet, plinths or inside wardrobes
- Strip can be cut once and the cut off section used with a cut joining connector
- Can be cut to length every 50mm
- Male and female ends for simple installation
- Supplied with 3M VHB (Very High Bond) adhesive tape backing for secure installation
- IP54 rated - limited ingress of dust and protected against sprays from any angle
- Supplied in a 1m, 2m or 5m reel (natural white in 1m and 2m only)

■ Driver

SE10715C0	4W	1m	Cool White	£12.42	W8.0703S
SE10715N0	4W	1m	Natural White	£12.42	W8.0701S
SE10715W0	4W	1m	Warm White	£12.42	W8.0707S
SE10725C0	8W	2m	Cool White	£20.63	W13.4108S
SE10725N0	8W	2m	Natural White	£20.63	W13.4101S
SE10725W0	8W	2m	Warm White	£20.63	W13.4106S
SE10655C0	20W	5m	Cool White	£48.41	W31.4705S
SE10655W0	20W	5m	Warm White	£48.41	W31.4703S
SE10655N0	20W	5m	Natural White	£48.41	W31.4708S

Required to run: SE10314 2.5m Driver Connection Cable

£3.32 W2.1606S

Accessories

SE10317	1.5m Inter Connecting Lead	£2.50	W1.6207S
SE10316	50 mm Corner Connection Lead	£2.60	W1.6905S
SE10318MCC	Mini Cut Connector Clip	£3.32	W2.1606S
SE9009	2.5m Extension Cable	£3.12	W2.0305S



Vector Slim Handleless Profile

The ideal lighting solution for contemporary handleless kitchens

- Subtle and unobtrusive whilst emitting a powerful source of mood lighting
- Part of the Micro-Lines range of profiles which have been designed for flexible strips that are 5mm in width or below - Ion 5 or Neutron
- Fully diffused corner connectors result in a fully illuminated light circuit with no dark corners
- Can be cut to size

SE181700	1.5m Profile & End Caps (L&R)	£16.02	W10.4106S
SE181800	2.5m Profile & End Caps (L&R)	£24.24	W15.7608S
SE993950	End Caps	£1.02	W0.6602S
SE981950	External Corner Connectors	£4.39	W2.8605S
SE982950	Internal Corner Connectors	£4.39	W2.8609S



Accent Plinth Profile

Designed for mounting flexible strip lighting along plinth boards

- Features an internal angled flexible strip mounting platform enabling the strip to extend around corners when paired with the corner connectors resulting in a fully illuminated light circuit with no dark corners
- Part of the Micro-Lines range exclusively designed for flexible strips 5mm in width or below - Ion 5 or Neutron
- Fits 16-18mm plinth boards
- Can be cut to size

SE185700	1.5m Profile, Mounting Bracket & End Caps (L&R)	£18.96	W12.3307S
SE185800	2.5m Profile, Mounting Bracket & End Caps (L&R)	£31.43	W20.4303S
SE996950	Installation Aid	£0.95	W0.6205S
SE993950	End Caps	£0.94	W0.6102S
SE994950	External Corner Connector	£4.39	W2.8601S
SE995950	Internal Corner Connector	£4.39	W2.8606S



Blaze Slim Recessed Profile

Designed specifically for the 3.5mm wide Neutron flexible strip - part of the Nano-Lines range of super slim lights and profiles

- An incredibly thin, diffused profile that produces an even spread of light with no visible LED points from the flexible strip
- Suitable for a range of applications in the kitchen and bedroom including wardrobes and cupboards
- Fully diffused corner connectors result in a fully illuminated light circuit with no dark corners
- Simple push-fit installation
- Can be cut to size

SE182720	1.5m Profile & End Caps (L&R)	£12.73	W8.2702S
SE182820	2.5m Profile & End Caps (L&R)	£21.23	W13.8007S
SE984950	End Caps (L&R)	£1.08	W0.7009S
SE985950	Corner Connector	£4.39	W2.8608S



Gamma Slim Surface Mounted Profile

Designed specifically for the 3.5mm wide Neutron flexible strip - part of the Nano-Lines range of super slim lights and profiles

- An incredibly thin profile that produces an even spread of light with no visible LED points from the flexible strip
- Perfect for use under cabinets, in larders or wardrobes
- Simple push-fit installation with brackets
- Can be cut to size

SE183720	1.5m Profile, Mounting Bracket & End Caps (L&R)	£12.74	W8.2808S
SE183820	2.5m Profile, Mounting Bracket & End Caps (L&R)	£20.87	W13.5703S
SE987950	End Caps (L&R)	£1.02	W0.6607S



Contour Under Worktop Profile

This under worktop profile is a registered design by Sensio and will suit handleless kitchens for use under worktops

- Stylish and easy to install
- Ideal for contemporary kitchen designs with handleless cabinets
- Compatible with all Sensio flexible LED strips
- Opaque diffuser (no visible LED's)
- Available in 1.5 and 2.5m length
- Can be cut to the desired length
- Optional external & internal connectors

SE98210	1.5m Silver Profile	£21.79	W14.1607S
SE98220	2.5m Silver Profile	£36.31	W23.6009S
SE97790	Pack of Silver End Caps	£3.12	W2.0307S
SE97990	Pack of Silver External Corner Connectors	£3.81	W2.4808S
SE97890	Pack of Silver Internal Corner Connectors	£3.81	W2.4804S



Fino Surface Mounted Profile

Customisable lighting

- The Fino has been specially redesigned with an increased width and depth to house all of our single colour, RGB and Dual colour flexible strip lights from the Sensio range, allowing you to create your perfect lighting solution
- Use the Viva or Primo flexible strip lights which have more diodes packed tightly together to create a more diffused lighting effect. Compatible with all Sensio flexible LED strips
- Great for using under or inside kitchen cabinets and inside wardrobes

SE981120	1m Aluminium Profile	£9.42	W5.6505S
SE981220	2m Aluminium Profile	£19.48	W11.6907S
SE981320	2.5m Aluminium Profile	£21.35	W12.8102S
SE981380	2.5m Black Profile	£29.48	W17.6906S
SE982050	2 x End Caps for Surface Mounted Profile	£1.00	W0.6001S




Beam Angled Aluminium Profile

Can be surface mounted under kitchen cabinet or used inside tall housing units or wardrobes

- Angled to spread evenly diffused light
- All Sensio flexible strips will fit inside the profile (10mm inner channel)
- Silver finished end caps
- Hole in the end cap is adequate size to fit a JB4 connector, allowing use with the Primo and Viva
- Compatible with all Sensio flexible LED strips
- Supplied with one cut-out end cap and one with no cut-out for a neat finish
- Mounting brackets & end caps supplied with each profile

SE982120	1m Angled Aluminium Profile	£9.55	W5.7305S
SE982220	2.2m Angled Aluminium Profile	£19.75	W11.8501S
SE982320	2.5m Angled Aluminium Profile	£20.70	W12.4206S

SE983050.1	Additional End Caps for Angled Profile	£1.13	W0.6809S
SE984050.1	Additional Mounting Bracket Set for Angled Profile	£1.13	W0.6803S



Linia Recessed Aluminium Profile

Flush fit for a minimalist look

- Aluminium finish
- Houses all Sensio flexible strips
- Flexible and easy to install
- End caps protrude to fill the gap in furniture when cut with a router for neat finish
- End caps supplied with each profile (2 with the 1m, 4 with the 2.2m)
- Perfect for use under cabinets, inside larders or inside wardrobes
- Mounting brackets are included
- Streamlined finish

SE980120	1m Aluminium Profile	£9.15	W5.4909S
SE980220	2.2m Aluminium Profile	£19.68	W11.8101S
SE980320	2.5m Aluminium Profile	£21.52	W12.9104S
SE980380	2.5m Black Profile	£30.90	W18.5408S
SE980920	2 x End Caps for Recessed Profile	£1.00	W0.6008S

DRAWER & PENDANT LIGHTS



Verso LED Drawer Light

The ultimate functional light

- IR sensor integrated on the front edge of the fitting, as soon as the drawer is opened the light will illuminate
- Low wattage, drawer stack can be illuminated using one driver
- Natural White

SE7305HDNW.24	562mm	£45.18	W29.3703S
SE7315HDNW.24	862mm	£54.12	W35.1803S
SE7320HDNW.24	962mm	£58.46	W38.0003S

SE9009 2.5m extension cable available £3.12 W2.0305S

Driver



Bellatrix Crushed Pendant Light

Add glamour to your kitchen design

- This amazing pendant light features a polished chrome finish with a beautiful crushed crystal layer that sits on the bottom of the fitting
- The Bellatrix pendant has 972 integrated LEDs that bounce light off of the crystals to create a stunning sparkling light effect whilst providing superbly bright illumination
- The pendant is dimmable so you can adjust the brightness as required
- The integrated LEDs have a lifespan of 30,000 hours
- The pendant is suspended on 1.1m stainless steel cables which are adjustable so you can tailor the piece to fit according to your ceiling height
- The Bellatrix is guaranteed to be the centre of attention and looks stunning when suspended above a kitchen island or dining table



SE32001W0 33.12W Warm White (3000K)

£845.89 W549.8302S



Solinas Black Pendant Light

A striking crushed crystal, matte black industrial style cylindrical pendant light

- Perfect for both single or cluster implementation
- Offers diffused illumination through its crystalline ring and underside lens
- Available in both cool and warm white with a replaceable GU10 LED bulb
- Suitable for use with a wall dimmer
- Suspended on a 1.4m black cable from a matte black ceiling mount
- IP44 rated - protected against solid objects over 12mm (e.g. fingers) and protected against water drops at a 15 degree angle from the vertical



SE82098C0	3.5W	Cool White	£73.65	W44.1905S
SE82098W0	3.5W	Warm White	£73.65	W44.1907S

Driver

40



Zirconia Crystal Drop Cone Pendant Light

A drop of style

- Inject desirable mood lighting into your kitchen or bedroom with this exquisite droplet pendant finished in chrome and complete with a clear base laced with floating crystals
- The LEDs bounce and reflect light from the crystals to provide a sparkling light that cascades down
- The 24 integrated LEDs have a lifespan of 30,000 hrs
- Combine the Zirconia pendant light with ceiling spotlights to provide both ambient and task lighting to your kitchen
- The pendant is suspended on a 920mm stainless steel cable which is adjustable so you can tailor the piece to fit according to your ceiling height
- This pendant looks stunning on its own or in a cluster with two or three fittings next to each other
- The Zirconia has been designed to be used above a kitchen island or dining table



SE32101W0

4.8W

Warm White (3000K)

£150.27 W90.1604S

40


Titan Smart Kinetic Wireless Switch & Voice Activated Driver



- Slim 16mm depth
- Easy to use and install
- Integrated distribution ports
- Compatible with Amazon Alexa & Google Assistant for voice activated control over the lighting
- Combine with the Link Sensio Smart Phone App (available for both Android and iOS devices) to access a multitude of clever features such as dimming, colour changing and lighting schedules
- For wireless lighting control, pair with the Titan Kinetic Switch - the multi-functional buttons allow intuitive control over power, dimming and colour temperature and require no wiring or mains power
- Mains cable included
- Available for both single-colour and CCT lights

SE406581	15W Driver	Single Colour	£49.30	W32.0408S
SE406591	30W Driver	Single Colour	£57.27	W37.2302S
SE406582	15W Driver	CCT	£49.76	W32.3401S
SE406592	30W Driver	CCT	£58.68	W38.1403S

Titan Smart Kinetic Wireless Control Switch



- Simple installation
- Can be installed anywhere
- No additional power or wiring required
- Simple, wall mount installation via screws or adhesive tape included
- One, two and three gang options available for additional control functions such as dimming, colour adjust and zoning

SE781990	Smart Kinetic Switch - 1 Gang	£23.01	W14.9605S
SE782990	Smart Kinetic Switch - 2 Gang	£27.70	W18.0007S
SE783990	Smart Kinetic Switch - 3 Gang	£32.39	W21.0501S

Link-S Wireless PIR Motion Sensor Switch



- Activates lights on opening of a cupboard or entry of a room
- 1m-3m activation zone
- Automatically switches off the lights after 3 minutes if no movement detected
- Includes bracket for surface mounting of the sensor
- Available as a kit including the wireless receiver and sensor, in addition to single sensors which are sold separately
- One receiver can support up to 4 sensors to ensure there are no blind spots in detection

SE790980	Wireless PIR Sensor & Receiver Kit	£37.96	W24.6804S
SE791980	Wireless PIR Sensor	£17.61	W11.4505S



Titan Driver

Drivers are needed to power low voltage LED lighting.

- Slim 16mm depth
- Easy to use and install
- Available as 6W/15W/30W
- Integrated JB4 distribution ports
- Mains cable included

SE490950	6W	4 Port	£18.13	W11.7805S
SE491950	15W	4 Port	£24.00	W15.6001S
SE492950	30W	6 Port	£39.24	W25.5102S
Accessory				
SE990990	JB4 Port Expander	12 Ports	£2.77	W1.8007S



Titan Smart RGB CCT Driver

- Compatible with Amazon Alexa and Google Assistant enabling voice-controlled activation over the lights
- Use in conjunction with the Link Sensio Smart Phone App (download for free on both iOS and Android smart devices)
- Inconspicuous, slimline design - 16mm depth
- For use with Sensio Flux RGB CCT Flexible LED strip light

N.B Not Compatible with Sensio Kinetic Switch

SE405595	30W	4 Ports	RGB / CCT	£51.67	W33.5902S
Accessory					
SE990990	JB4 Port Expander	12 Ports		£2.77	W1.8007S




Titan Dimmable Driver

- Easy to use - Just plug and play
- Slim 16mm depth
- 2m mains cable included
- Short circuit & overload protection
- Surge and thermal protection
- 60W
- Dimming range: 5% - 100%
- Minimum 15W load

SE40899	30W	6 Port	£35.60	W23.1404S
SE40699	60W	10 Port	£41.58	W27.0305S
Accessory				
SE990990	JB4 Port Expander	12 Ports	£2.77	W1.8007S

Titan+ Driver

- Compatible with the Titan+ range of sensors
- Slim 16mm depth
- Easy to use and install
- Available as 6W/15W/30W
- Simply plug in the chosen sensor to the designated port in the driver
- Integrated JB4 distribution ports
- Mains cable included



SE495950	6W	4 Ports	£19.85	W12.9102S
SE496950	15W	4 Ports	£24.20	W15.7303S
SE497950	30W	6 Ports	£39.44	W25.6408S

Accessories:				
SE990990	JB4 Port Expander	12 Ports	£2.77	W1.8007S

SE490250	IR Sensor	£12.61	W8.2003S
SE491250	PIR Sensor	£14.35	W9.3207S
SE492250	Push Switch	£6.69	W4.3508S
SE493250	Door (Gate) Sensor	£11.45	W7.4402S

SE797990	Titan+ Sensor Adaptor	3 Ports	£7.67	W4.9905S
----------	-----------------------	---------	-------	----------

The Adapter allows you to convert any existing driver featuring 2-pin ports (e.g. the standard Titan driver or alternative standard driver) to enable use of the Titan+ range of sensors to control lights placed afterwards in the chain

RECEIVERS, REMOTE CONTROL & SOCKETS



Titan+ Double Door Adaptor

- For use on 2 doors requires 2 sensors
- Streamlined solution - reduces the need for additional components
- Plug and play connectors
- Efficient lighting control
- Double Integrated IR sensor ports
- Removable cable

SE797991 Double Door Adaptor £12.11 W7.87015



Single Colour Receiver

- Control single colour lighting products (e.g. warm white colour temperature lights)
- Combine use with the Universal Remote Control to:
 - turn the lights on/off
 - dim to your preferred lighting level
- The receiver has a memory function to recall settings
- Multiple receivers can be paired with the a single Universal Remote Control
- 30m range
- 96W at 12V and 192W at 24V

SE772990 £29.00 W18.85015



CCT Receiver

- Control CCT (Colour Changing Technology) lighting products
- Combine use with the Remote Control to:
 - turn the lights on/off
 - dim to your preferred lighting level
 - select your light colour temperature
- The receiver has a memory function to recall settings
- Multiple receivers can be paired with a single Universal Remote Control
- 30m range
- 60W at 12V and 120W at 24V

SE771990 £29.36 W19.09035



Universal Remote Control

- The remote can control single colour lighting (dimming), CCT (tunable white) and RGB (colour changing) lights
- Offers a multitude of functions including the ability to set up channels and zone lighting
- Wall mounting bracket provided to keep the remote safe and secure when not in use
- Requires 2x AAA batteries (not included)
- Use in conjunction with the appropriate receiver for the chosen lights.

SE770390 £33.73 W21.93045



RGB/CCT Receiver

- Control RGB and CCT (Colour Changing Technology) lighting products
- Combine use with the Remote Control to:
 - turn the lights on/off
 - dim to your preferred lighting level
 - select your light colour temperature (CCT), or - light colour (RGB)
- The receiver has a memory function to recall settings
- Multiple receivers can be paired with a single Universal Remote Control
- 30m range
- 36W at 12V and 72W at 24V

SE770990 £34.70 W22.56075



SensioPod E Pull-up Socket

- Versatile extension that can deliver power to many different electrical items
- Features three power sockets and two USB ports
- The locking ring ensures quick and easy installation
- Can be retrofitted into wooden surfaces
- Slim stainless-steel handle sits almost flush with the worktop for a seamless finish
- Spring mounted handle
- IP20 rated

SE891900 Stainless Steel £68.85 W44.75055
 SE894920 Aluminium £68.85 W44.75035
 SE894930 Black £68.85 W44.75075



SensioPod M - Motorised Power Socket

- Perfect addition to any kitchen with a shortage of power outlets
- Features three power sockets and two USB ports
- Integrated Qi charger in the top surface for quick and easy phone charging
- Smooth motorised mechanism for raising and lowering the pods with anti-trap feature for safety
- Pausing feature so the pod can be semi-lowered out of sight when in-use.
- IP54 rated

SE892920 Aluminium £338.53 W220.05025



SensioPod M Bluetooth - Motorised Power Socket

- Perfect tech-savvy addition to any kitchen with a shortage of power outlets
- Features three power sockets and two USB ports
- Integrated Qi charger in the top surface for quick and easy phone charging
- Integrated bluetooth compatible speaker
- Smooth motorised mechanism for raising and lowering the pods with anti-trap feature for safety
- Pausing feature so the pod can be semi-lowered out of sight when in-use.
- IP54 rated

SE893920 Aluminium £397.99 W258.69035

Maris Fraganite Bowl.
Spacious, durable
and hygienic.

SPECTACULARLY BIG



The Maris Fraganite bowl is designed to make a big splash in any kitchen. Impressively spacious and extremely accommodating, it makes light work of larger pots, pans and baking trays. But as well as its striking size, the Maris Fraganite bowl is also exceptionally durable and hygienic.

Made from scratch-resistant Fraganite, a composite based on quartz, the material is also treated with Sanitized® to prevent the growth of germs and bacteria.

Discover the full range at www.franke.co.uk



FRANKE



**PALIO EXPRESS
KORLOK**

**PALIO EXPRESS
PALIO RIGID**

**PALIO EXPRESS
PALIO LOOSELAY**

**PALIO TRADE
PALIO CORE**

ACCESSORIES

WATERLINE SALES HOTLINE 03330 149 149 - sales@waterline.co.uk

MAIN CONTENTS

PALIO
EXPRESS
by Karndean



10% PALIO OFF FLOORING with a Crown Kitchen*


* Ts & Cs apply: Consumer must purchase either £3,999 of Crown Imperial furniture or £1,999 Crown LifeStyle furniture (based on current retail price lists at time of placing order) to qualify for 10% OFF Karndean Palio Flooring. Promotion ends Saturday 30th November 2024, subject to availability. We reserve the right to end the promotion at any time.

WHAT IS **PALIO EXPRESS**?

Palio Express by Karndean is an innovative range of luxury vinyl flooring. Offered in herringbone, plank and tile in wood and stone designs, the floors are crafted to truly resemble the natural materials they are inspired by.


Choose from a range of formats, colours and finishes to best suit your needs, with the peace of mind that our floors are highly durable, waterproof and have up to a 35 year guarantee.

RANGE **OVERVIEW**




KORLOK

Korlok features a beautiful collection of wood look planks and stone effect tiles. The product fits together using a simple click-locking mechanism. This range has a solid 'rigid core' construction, which makes it less pliable and suitable for laying over uneven surfaces. If you're worried about noise, the acoustic backing reduces sound transfer to rooms below by 21dB, and there is no need for a separate underlay.



PALIO RIGID

Palio Rigid offers a timeless range of textured wood look planks, with an easy fit click-locking mechanism. These products also benefit from a rigid core construction, built-in underlay and reduces noise transfer to rooms below by 19dB.



PALIO LOOSELAY

Palio LooseLay offers a more flexible option, in both plank and tile. The product holds tight to the floor thanks to a combination of weight and a friction grip backing, allowing individual planks or tiles to be uplifted if needed.*



*For rooms larger than 16m², tackifier is required. See installation guidelines.

WHAT IS KORLOK?

Korlok is ideal for rooms where acoustics, uneven subfloors or preserving an existing hard floor is required. The built-in acoustic backing means there's no need for a separate underlay and the simple click-locking mechanism makes installation quick and easy.

Unlike laminate and wood flooring, Korlok is waterproof and ideal for kitchens or bathrooms prone to water spillages.



Oyster Oak
RKP8202



Acoustic qualities
(by 21dB)



5G(r) & 2G™
click-locking mechanism



Installs over most
existing hard floors

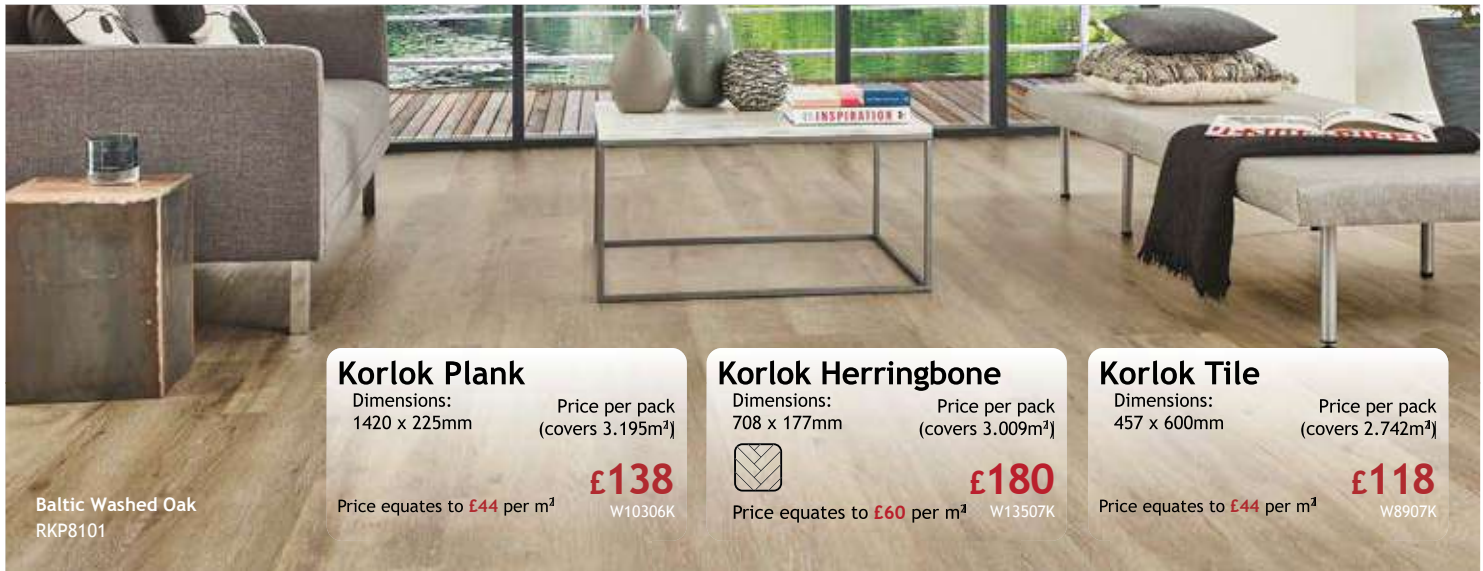


No underlay
required

01/10/2024

KORLOK FLOORING


Expansion gap of 5mm around the perimeter is required. Please read installation instructions in full before fitting.



Korlok Plank
 Dimensions: 1420 x 225mm
 Price per pack (covers 3.195m²)
£138
 Price equates to £44 per m²
 W10306K

Korlok Herringbone
 Dimensions: 708 x 177mm
 Price per pack (covers 3.009m²)
£180
 Price equates to £60 per m²
 W13507K

Korlok Tile
 Dimensions: 457 x 600mm
 Price per pack (covers 2.742m²)
£118
 Price equates to £44 per m²
 W8907K

 InteGrout™ eliminates the messy and time consuming grouting process entirely. Say goodbye to scrubbing and bleaching textured grout. The stain-resistant, smooth, and nonporous InteGrout™ is seamlessly attached to each tile in a shade to complement the design. The following Korlok floors include InteGrout™: Brunella Marble, Coastal Fog, and Black Sands.



Texas White Ash
RKP8105



Washed Grey Ash
RKP8104



Canadian Urban Oak
RKP8116



Baltic Washed Oak
RKP8101



Canadian Nude Oak
RKP8117



Baltic Limed Oak
RKP8111



Weathered Spotted Gum
RKP8119




Reclaimed French Oak
RKP8109



Baltic Coastal Oak
RKP8236



Oyster Oak
RKP8202



Ivory Brushed Oak
RKP8217



Texas White Ash
SM-VGW8105-RKP



Canadian Urban Oak
SM-VGW8116-RKP



Brunella Marble
SM-RKT3013-7-G



Black Sands
RKT3006-G



Coastal Fog
RKT3004-G




Brunella Marble
RKT3013-G



Mezzo Perla
RKT2414



Frosted Stone
RKT2401



Metro Grey
RKT2403



Urban Grey
RKT2402



Mezzo Grigio
RKT2415

01/10/2024

25

WHAT IS PALIO RIGID?

With a strong rigid core, Palio Rigid offers more robustness when laid over an uneven floor. It uses a click-locking mechanism for a speedy installation and no underlay is required, thanks to the pre-attached acoustic backing.



Bridgeport
PVP157-SCB

Palio Rigid



Acoustic qualities
(by 19dB)



2G™ click-locking
mechanism



Installs over most
existing hard floors



No underlay
required

01/10/2024

PALIO RIGID FLOORING

Expansion gap of 5mm around the perimeter is required. Please read installation instructions in full before fitting.



Palio Rigid Plank

Dimensions: 1211.2 x 169.8mm Price per pack (covers 2.468m²)

£82

Price equates to **£34** per m²

W6209K

Lampione
PVP147-SCB



Hamden
PVP156-SCB



Waterbury
PVP152-SCB




Linosa
PVP148-SCB



Palmaria
PVP149-SCB



Sicilia
PVP142-SCB



Brockton
PVP153-SCB



Budelli
PVP146-SCB




Levanzo
PVP150-SCB




Lampione
PVP147-SCB



Bridgeport
PVP157-SCB



Tavolara
PVP144-SCB



Torcello
PVP145-SCB



Sardinia
PVP143-SCB



Salina
PVP161-SCB

01/10/2024



Linosa
PVP148-SCB

25

WHAT IS PALIO LOOSELAY?

Palio LooseLay is a more flexible and time saving plank or tile installation option. It is simply held in place with weight and its friction grip backing. Quick to cut and lay in place.

Easily fitted onto smooth, level and flat floors, it's easy to replace in the event of a plank or tile being damaged.



Linosa
LLP148



Acoustic qualities
(by 13dB)



Friction grip
backing



Easy to
replace



No expansion
gap needed

01/10/2024

PALIO LOOSELAY FLOORING

Must be fitted 'tight' to walls and a tackifier used at openings. Rooms larger than 16 sq metres, tackifier is required. Please read installation instructions in full before fitting.



Palio LooseLay Plank


Dimensions: 1050 x 250mm
Price per pack (covers 3.150m²)

£125

W9406K

Price equates to **£40** per m²

Waterbury
LLP152




Hamden
LLP156



Waterbury
LLP152




Linosa
LLP148




Palmaria
LLP149




Sicilia
LLP142



Brockton
LLP153




Budelli
LLP146




Lampione
LLP147




Levanzo
LLP150



Bridgeport
LLP157



Tavolara
LLP144




Torcello
LLP145




Sardinia
LLP143



Salina
LLP161



Tino
LLT208



Capri
LLT209



Nisida
LLT210



Vulcano
LLT211



Palio LooseLay Tile

Dimensions: 500 x 610mm
Price per pack (covers 3.050m²)

£121

W9108K

Price equates to **£40** per m²

Nisida
LLT210

01/10/2024

25

WHAT IS PALIO CORE?

Palio Core

Palio Core combines a simple 2G™ click-locking mechanism with a rigid core construction which provides more stability on uneven subfloors. With its acoustic foam backing, it can reduce noise transfer to rooms below by up to 19dB and there is no need for additional underlay.



Quick and easy to install



Patented click-locking mechanism



No underlay required



Installs over most existing hard floors



Reduces impact noise transfer by 19dB

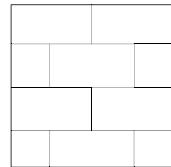


Rigid core construction


CHOOSING YOUR LAYING PATTERN

It's not just the floor you choose, but the direction you lay it that makes a lasting impression. See some of our suggested laying patterns to create a unique floor.

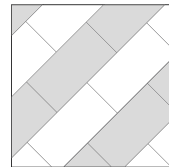
STONE PATTERNS



Brick Lay




Diagonal

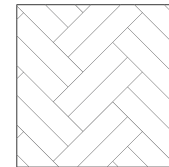


Striped (2-designs)

HERRINGBONE PATTERNS

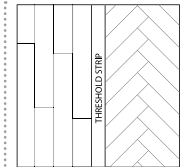


Herringbone



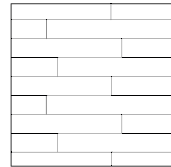
Double herringbone

MIXED PATTERNS

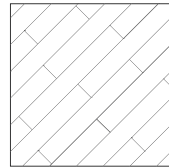


Staggered with herringbone

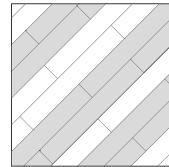
WOOD PATTERNS



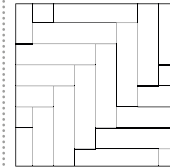
Staggered




Diagonal



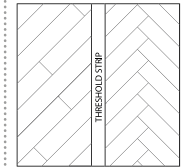
Striped (2-designs)



90 degree herringbone



Herringbone mixed designs



Diagonal with herringbone



Palio Core Stone

Dimensions:
307 x 600mm

Price per pack
(covers 1.842m²)

£77
W5801K

Price equates to **£42** per m²

Massa
RCT6306



Massa
RCT6306



Carini
RCT6307



Pienza
RCT6303




Catania
RCT6308



Cetona
RCT6304

PALIO CORE FLOORING

Expansion gap of 5mm around the perimeter is required. Please read installation instructions in full before fitting.



Palio Core Wood

Andria
RCP6544



Palio Core Wood

Sorano
RCP6508



Palio Core Wood

Salerno
RCP6546




Palio Core Wood

RCP6549
Barletta



Palio Core Wood

Monza
RCP6551



Palio Core Wood

Arezzo
RCP6503




Palio Core Wood

Gallina
RCP6547



Palio Core Wood

Montieri
RCP6504



Palio Core Wood

Genna
RCP6550



Palio Core Wood

Modena
RCP6533



Palio Core Wood

Domaso
RCP6532



Scopeti
RCP6548



Palio Core Wood

Bolsena
RCP6507



Palio Core Wood

Lucca
RCP6509




Palio Core Wood

Scopeti
RCP6548




Palio Core Wood
Dimensions: 1220 x 179mm
Price per pack (covers 2.184m²)
£91
W6907K
Price equates to **£42** per m²

Palio Core Herringbone
Dimensions: 596 x 149mm
Price per pack (covers 1.954m²)
£98
W7406K
Price equates to **£51** per m²




Palio Core Herringbone

Modena
SM-RCP6533



Palio Core Herringbone

Genna
SM-RCP6550



Palio Core Herringbone

Monza
SM-RCP6551



01/10/2024

25

ACCESSORIES

Scotias


Colour matched Scotias for Palio Express Korlok 2400 x 17.3 x 17.3mm

£12 W903K

Please note Scotias must be ordered in multiples of 2



SCO-RKP8105
Texas White Ash



SCO-RKP8104
Washed Grey Ash



SCO-RKP8112
Baltic Mistral Oak



SCO-RKP8116
Canadian Urban Oak



SCO-RKP8101
Baltic Washed Oak



SCO-RKP8117
Canadian Nude Oak



SCO-RKP8111
Baltic Limed Oak



SCO-RKP8115
English Character Oak



SCO-RKP8119
Weathered Spotted Gum



SCO-RKP8109
Reclaimed French Oak




SCO-RKP8236
Baltic Coastal Oak



SCO-RKP8202
Oyster Oak



SCO-RKP8217
Ivory Brushed Oak



SCO-RKP8105
Texas White Ash



SCO-RKP8116
Canadian Urban Oak



SCO-RKT2414
Mezzo Perla



SCO-RKT2415
Mezzo Grigio



SCO-RKT3013
Brunella Marble



SCO-RKT3006
Black Sands




SCO-RKT3004
Coastal Fog



SCO-RKT2401
Frosted Stone



SCO-RKT2403
Metro Grey



SCO-RKT2402
Urban Grey



SCO-WHITE
White

Colour matched Scotias for Palio Express Palio Rigid 2400 x 17.3 x 17.3mm

£12 W909K

Please note Scotias must be ordered in multiples of 2



SCO-PVP156
Hamden



SCO-PVP152
Waterbury



SCO-PVP153
Brockton



SCO-PVP157
Bridgeport



SCO-PVP161
Salina



SCO-PVP148
Linosa



SCO-PVP149
Palmaria



SCO-PVP142
Sicilia



SCO-PVP146
Budelli



SCO-PVP147
Lampione



SCO-PVP150
Levanzo



SCO-PVP144
Tavolara



SCO-PVP145
Torcello



SCO-PVP143
Sardinia

Colour matched Scotias for Palio Trade Palio Core 2400 x 17.3 x 17.3mm

£12 W901K

Please note Scotias must be ordered in multiples of 2



SCO-RCP6503
Arezzo



SCO-RCP6504
Montieri



SCO-RCP6507
Bolsena



SCO-RCP6508
Sorano



SCO-RCP6509
Lucca



SCO-RCP6532
Domaso



SCO-RCP6533
Modena



SCO-RCP6544
Andria



SCO-RCP6546
Salerno



SCO-RCP6547
Gallina



SCO-RCP6548
Scopeti



SCO-RCP6549
Barletta



SCO-RCP6550
Genna



SCO-RCP6551
Monza



SCO-RCT6303
Pienza



SCO-RCT6304
Cetona



SCO-RCT6306
Massa



SCO-RCT6307
Carini



SCO-RCT6308
Catania



SCO-WHITE
White

01/10/2024

ACCESSORIES

Skirting

SK100-WHITE Skirting Board Pack of 7 Lengths White 2400mm x 100mm x 19mm **£132** W9904K



Care Kit

FCAREKIT Floor Care Kit **£47** W3502K

Adhesives

UNI5LTR Universal Adhes Tub 5ltr Coverage 23m2 **£55** W4109K

UNI15LTR Universal Adhes Tub 15ltr Coverage 70m2 **£142** W10701K

PS2.5LTR Pressure Sensitive Adhes Tub 2.5ltr Coverage 10m2 **£28** W2102K

PS5LTR Pressure Sensitive Adhes Tub 5ltr Coverage 20m2 **£48** W3603K

PS15LTR Pressure Sensitive Adhes Tub 15ltr Coverage 60m2 **£120** W9008K

TACK2.5KG Looselay Tackifier Tub 2.5kg Coverage 50m2 **£41** W3106K

TACK5KG Looselay Tackifier Tub 5kg Coverage 100m2 **£79** W5901K


01/10/2024

25

EONE1UK-BK/WH/BKSS/WHSS / EONEDUSBAC-BK/WH/BKSS/WHSS

EVOLine® ONE

- 'Red Dot Design' award winner
- 1 x UK power socket or 1 x USB Charger A+C (2.1A shared)
- 1 x 3m power supply cable & 13A UK plug
- Premium build quality, made in Germany
- Easily installed, new or retro-fit into Ø 54mm cut-out, minimum 10mm surface depth
- Compact solution, only 50mm total depth from underside of socket fascia
- Versatile solution for around the home and kitchen
- Available in Black (BK), White (WH), Black with Stainless Steel (BKSS) or White with Stainless Steel (WHSS)



EONE1UK-BK
Black
£59
W3807E

EONE1UK-WH
White
£59
W3804E

EONE1UK-BKSS
Black & S/Steel
£65
WX4209E

EONE1UK-WHSS
White & S/Steel
£65
W4206E



EONEDUSBAC-BK
Black
£108
W7005E

EONEDUSBAC-WH
White
£108
W7001E

EONEDUSBAC-BKSS
Black & S/Steel
£114
W7406E

EONEDUSBAC-WHSS
White & S/Steel
£114
W7407E

EONEDISQ-BK/WH
EVOLine® ONE DisQ

- 1 x DisQ Wireless Charger (15w) with MagSafe
- 1 x 1.5m USB-C cable & USB-C plug (for DisQ)
- 1 x 3-pin adapter (20w) with USB-C socket (for DisQ)
- Premium build quality, made in Germany
- Available in all Black (BK) or all White (WH)



This solution requires 1 x EVOLINE® ONE unit (UK Socket or USB Charger A+C) plus 1 x EVOLINE ONE DisQ (Black or White) to be ordered as separate items.

Combined unit requires 2 x POWER SOCKETS within 1.5m distance for plug and adapter.

ONE only requires cut-out of Ø 54mm.
ONE DisQ requires above + small notch for USB-C cable.

EONEDISQ-BK
Black
£107
W6905E

EONEDISQ-WH
White
£107
W6901E

ECIRC80QIAC-BK/WH
EVOLine® Circle80 DisQ

- 1 x UK power socket
- 1 x Double USB charger A+C (2.1A shared)
- 1 x DisQ Wireless Charger (15w) with MagSafe, functions with swivel cover in both open and closed position
- 1 x 1.5m power supply cable & 13A UK plug
- 1 x 1.5m USB-C cable & USB-C plug (for DisQ)
- 1 x 3-pin adapter (20w) with USB-C socket (for DisQ)
- Premium build quality, made in Germany
- Easily installed, new or retro-fit into Ø 80mm cut-out
- Compact solution, only 50mm total depth from underside of socket fascia
- Versatile solution for around the kitchen and home
- Available in all Black (BK) or all White (WH)

Please note, Circle80 DisQ requires Ø80mm cut-out and 2 x POWER SOCKETS within 1.5m distance for plug and adapter.

ECIRC80QIAC-BK/WH
Black, White
£225
W14601E



EVOP3AC-SI/BK/WH/SS/AB/ABK
EVOLine® Port

- 3 x UK power sockets
- 1 x Double USB Charger A+C (2.1A shared)
- 1 x 3m power supply cable & 13A UK plug
- Fully retractable and FLUSH fitting, even whilst sockets & chargers in use
- Enhanced protection against spillages
- Easily installed, new or retro-fit into Ø 102mm cut-out
- Premium build quality, made in Germany
- Finish options:
Silver (SI), Black (BK) or White (WH) lacquered plastic cover & matching collar, Silver anodised profile
Solid Brushed Stainless Steel (SS) cover, matching collar & Silver anodised profile
Antique Brass (AB) lacquered plastic cover & matching collar, Antique Brass stained profile
All Black (ABK) with Black aluminium cover, matching collar & Black anodised aluminium profile

Please note, all EVOLine Ports require Ø 102mm cut-out regardless of specification or finish.

EVOP3AC-SI Silver £210 W13601E	EVOP3AC-BK Black £210 W13602E	EVOP3AC-WH White £210 W13609E	EVOP3AC-SS Stainless Steel £230 W14907E	EVOP3AC-AB Antique Brass £299 W19503E	EVOP3AC-ABK All Black £299 W19502E
--	---	---	---	---	--



EVOLine® SMART POWER


EBACKFLIPC-MBKG/BKG/WHG/SS/GY/WH/BK/

EVOLine® BackFlip


- 'Red Dot Design' award winner
- 2 x UK power sockets
- 1 x USB charger C (2.1A)
- 1 x 3m power supply cable with 13A plug
- Push to open function
- Enhanced protection against spillages
- Suitable for worktop thickness 10mm - 40mm
- Can be installed into most types of surface, including corian, marble, granite, wood, glass, etc.
- Functions on horizontal, vertical and inverted surfaces, i.e. underside of wall cabinets
- Ideal for installation above drawers
- Compact and only 53mm total depth from underside of cover
- Premium build quality, made in Germany
- Black plastic Socket fascia and Profile
- Cover options:
 - Matt Black Glass (MBKG)
 - Black Glass (BKG) or White Glass (WHG)
 - Brushed Stainless Steel (SS)
 - Grey Ceramic (GY)
 - White Steel (WH) or Black Steel (BK)

BackFlip requires cut-out dimensions of: 215mm x 88mm (unless recessing flush into surface).


Black Glass




White Glass



Brushed Stainless Steel Cover




Ceramic Grey



Matt Black Glass



Black Steel



White Steel



EBACKFLIPC-MBKG
Matt Black Glass
£250
W16209E

EBACKFLIPC-BKG
Black Glass
£250
W16203E

EBACKFLIPC-WHG
White Glass
£245
W15906E

EBACKFLIPC-SS
Brushed S/Steel Cover
£199
W12907E

EBACKFLIPC-GY
Ceramic Grey
£255
W16601E

EBACKFLIPC-BK
Black Steel
£219
W14201E

EBACKFLIPC-WH
White Steel
£219
W14208E

EVOFTPUSBAC-SS/BK

EVOLine® FlipTop Push

- 2 x UK power sockets
- 1 x Double USB charger A+C (2.1A shared)
- 1 x 3m power supply cable & 13A UK plug
- SMALL housing
- 'Push to open' function
- Brush cable outlet enables cover to be in closed position even whilst devices/appliances plugged in and in use
- Quick and easy installation
- Total installation depth only 68mm from underside of cover
- For installation in work surfaces with a thickness of 10mm - 50mm
- Available with high quality Brushed Stainless Steel (SS) or powder coated Black Stainless Steel (BK) cover

Please note, cut-out dimensions for SMALL housing size (both finish options) are 195mm x 157mm (unless recessing flush into surface).



EVOFTPUSBAC-SS
Stainless steel
£290
W18807E

EVOFTPUSBAC-BK
Black Steel
£330
W21409E

EVOFTPUSBAC-BK
Black Steel

01/10/2024

MAKING THE MOST OUT OF YOUR KITCHEN SPACE...



DUO ECO

Fully complies with Lot20Eco Design Directive
Eco model include wireless thermostat controller
Open window detection
Adaptive start control
Electronic room temperature control plus weekly timer

- Kickspace 500 DUO ECO Output 0.9-1.2kW

HYDRONIC

Units supplied with flexible installation hoses, isolating valves, pre-wired electrical connections.
Supplied with white fascia as standard
Facia height 101mm

- Kickspace 500 Heat Output 0.9-1.2kW
- Kickspace 600 Heat Output 1.3-1.6kW
- Kickspace 800 Heat Output 1.7-2.2kW

HYDRONIC SLIMLINE

Units supplied with flexible installation hoses, isolating valves, pre-wired electrical connections.
Supplied with white fascia as standard
Facia height 80mm

- Kickspace 800S Heat Output 0.8-0.9kW
- Kickspace 800D Heat Output 1-1.2kW

HYDRONIC LOW VOLTAGE

- The low voltage KICKSPACE 12V comes with a white grille as standard and is 101mm high by 550mm long
- It is supplied with a flexible hose
- The low voltage 12V version is also supplied with a 12V transformer so any normal 230V supply can be safely reduced and used in the bathroom
- Heat Output 1.3-1.6kW



Wireless
Thermostat
supplied with
ECO models

KS500DUOECO
White
£472
W35409M

MYK500H White £345 W25905M	MYK600H White £421 W31607M	MYK800H White £472 W35401M	MYK800S White £345 W25905M	MYK800D White £421 W31607M
--	--	--	--	--

KS600H12V
White
£472
W35409M

FASCIA GRILLES

Alternative grilles for Hydronic, Hydronic Slimline and Eco models

- Kickspace 500 Grille - FASCIA500 (suitable for all 500 models)
- Kickspace 600 Grille - FASCIA600 (suitable for Hydronic 600 model)
- Kickspace 800 Grille - FASCIA800 (suitable for Hydronic 800 model)
- Kickspace 800S Grille - FASCIA800S (suitable for Hydronic 800 Slimline model)
- Kickspace 800D Grille - FASCIA800D (suitable for Hydronic 800 Slimline model)



Black or White **£37** W2808M
Brushed S/Steel or Chrome **£85** W6409M

THERMOSTATS SUITABLE FOR THE HYDRONIC KICKSPACE MODELS

UNIDIAL

Thermostat

Wall mounted rotary control dial

- Simple and accurate to use
- Night set back mode
- Operating range 6-40 °C
- Red light for heating and blue light for cooling indicator



Price
£11
W803M

TOUCH

Programmable Room Thermostat

Easy to use touch screen programmable room thermostat allowing different room temperatures to be set for morning, day time, evening and night time.

- Clear, easy to use touch screen display with Smart Start technology
- 24 hour, 5/2 or 7 day programming
- Up to 4 time and temperature settings per day
- Suitable to be classified as a "delayed Start" thermostat as defined in SAP 2005
- Load compensation technology (saves fuel by delaying heating 'start-up' on warm days)



Price
£127
W9502M

PHSL2W/BL/W

2kW Slimline Wireless Controlled Plinth Fan Heater

- Wireless controlled by separately purchased SL controller
- One SL controller can operate multiple heaters
- Fan only setting for air circulation in warm weather
- Automatic safety cut-out
- Minimum kick space height of only 100mm
- H:100 x W:500 x D:180mm

PHSL2W White	PHSL2BL Black	PHSL2S Stainless Steel
£150	£150	£155
W11205C	W11201C	W11606C

PHSL3W/BL/W

3kW Slimline Wireless Controlled Plinth Fan Heater

- Wireless controlled by separately purchased SL controller
- One SL controller can operate multiple heaters
- Fan only setting for air circulation in warm weather
- Automatic safety cut-out
- Minimum kick space height of only 100mm
- H:100 x W:600 x D:180mm

PHSL3W White	PHSL3BL Black	PHSL3S Stainless Steel
£194	£194	£199
W14505C	W14509C	W14902C



SLPB

Wireless Controller

- 3 operating modes: basic, timer and temperature control
- Choice of 3 time periods in timer mode: 5, 15 or 30 minutes
- Comfort heat setting between 15°C to 35°C

Price
£36
W2706C



SLVT

Wireless Controller

- 2 operating modes: timer and temperature control
- Choice of 3 time periods in timer mode: 5, 15 or 30 minutes
- Comfort and setback temp. settings
- Easy-to-read digital display and temp. control buttons

Price
£50
W3701C



SLVTB

Wireless Controller Battery Powered

- Powered by 2 AAA 1.5V batteries
- 2 operating modes: timer and temperature control
- Choice of 3 time periods in temp and timer mode: 5, 15 or 30 minutes
- Comfort and setback temperature settings

Price
£52
W3907C



SLPIR

Wireless Controller with Motion Activation

- Motion sensor range up to 5 meters
- Choice of 4 time periods 5, 15, 30 or 60 minutes
- Comfort and setback temp. settings

Price
£50
W3708C



HRXSL

Handheld Controller Battery Powered

- 7 day heating programmes per week
- 6 temperature programmes per day
- 4 operating modes: automatic, manual, boost and frost protection temperature control
- Child lock
- 15 minute boost feature
- Touch control
- Quick and simple pairing to heaters

Price
£60
W4507C



CRXSL

Wireless Controller Mains Powered

- 7 day heating programmes per week
- 6 temperature programmes per day
- Child lock
- 15 minute boost feature
- Touch control
- Large backlit LCD display for easy reading
- Quick and simple pairing to heaters
- Slim design and wall recessing

Price
£76
W5703C



K2LM4/5/600SCL/R Min. internal depth - 500mm
Right hand model shown

Arena LeMans

- Suitable for 400, 450, 500 and 600mm doors
- Grey anti-slip mats

K2LM400SCL/R - left or right £445 W33402K	K2LM500SCL/R - left or right £494 W37001K
K2LM450SCL/R - left or right £472 W35408K	K2LM600SCL/R - left or right £532 W39909K




KAP2LM4/5/600AL/R Min. internal depth - 500mm
Left hand model shown

Pure Arena LeMans

- Suitable for 400, 450, 500 and 600mm doors
- Anthracite

KAP2LM400AL/R - left or right £445 W33402K	KAP2LM500AL/R - left or right £494 W37007K
KAP2LM450AL/R - left or right £472 W35408K	KAP2LM600AL/R - left or right £532 W39901K



KSH180/270GC
Classic Arena Carousel

- Solid shelf carousel unit
- Not suitable for 'L' shaped units

£282 W21207K

KSH270GC - 700mm 270°
900 x 900mm corner unit
£350 W26303K

Anthracite also available
KSASH270A - 700mm 270°
900 x 900mm corner unit
£350 W26305K

Minimum internal depth
KSH180GC - 475mm
KSH270GC - 480mm



KAS2LM450/5/600SC
Style LeMans

- Suitable for 450 and 500, 600mm doors
- Anti-slip shelves
- Integrated soft stop

KAS2LM450SCL/R - left or right
£538 W40307K

KAS2LM500SCL/R - left or right
£558 W41902K

KAS2LM600SCL/R - left or right
£601 W45104K

Min. internal depth - 500mm
Right hand model shown



KLMSTUDIO/KLMHASTUDIO
Axle for Le Mans

To make a studio height Le Mans

- Order 2 base unit Le Mans II
- Order both studio height axles below

KLMSTUDIO - Axle for studio height, 1050mm, not extendable
£55 W4204K

KLMHASTUDIO - Extendable axle, 1330-1575mm
£114 W8607K

Min. internal height of 1050mm is required



KIMOVE500/600D
Double Shelf iMove

- Pull down system for wall units
- Improves ergonomics of a wall unit by bringing the top shelf into easy reach
- 500mm and 600mm cabinet widths
- 2 shelves • Soft close
- 8kg load capacity
- Grey, Anthracite or Anthracite with Oak Base and Back

270mm internal depth required

Grey	Anthracite	Anthracite, Oak Base & Back
KIMOVE500DG 500mm £348 W26105K	KIMOVE500DA 500mm £348 W26101K	KIMOVE500DOA 500mm £348 W26109K
KIMOVE600DG 600mm £358 W26803K	KIMOVE600DA 600mm £358 W26806K	KIMOVE600DOA 600mm £358 W26802K



KTURNMANTH
TurnMotion III Pull-out Shelf

- Created to give visibility and access to the rear of shelves in appliance towers and wide larder units, making otherwise wasted space usable, accessible storage
- A uniquely engineered system makes optimal use of the cabinet by pivoting out of the unit when turning
- The metal shelf can be rotated 360°
- 20kg weight capacity
- Anthracite

Price
£102 W7706K



KMCUSCL/R
Magic Corner Classic

- Suitable for 900-1000mm wide installations
- Chrome wire shelves

KMCUSCL - left
£660 W49505K

KMCUSCR - right
£660 W49502K



KAMCUSCL/R
Magic Corner Arena Classic

- Suitable for 450-600mm wide installations
- Grey anti-slip shelves

Min. internal depth - 860-970mm
Right hand model shown

KAMCUSCL - left
£733 W55002K

KAMCUSCR - right
£733 W55009K



KAMCUSCL/R
Arena Style Magic Corner

- Suitable for 900 and 1000mm wide units
- Anti-slip shelves & soft stop

Right hand model shown

KAMCUSCL - left
£845 W63402K

KAMCUSCR - right
£845 W63407K

KITCHEN STORAGE SOLUTIONS



KLF3/4 & 500FESC
Pull Out Larder
 • Height adjustable frame to suit internal cabinet heights 1800-2200mm
 • Silver frame with 5 chrome baskets
 Min. internal depth - 500mm

KLF300FESC **£521** W39107K
KLF400FESC **£599** W45003K
KLF500FESC **£689** W51708K



KTLF5/600SC
Classic Tandem Pull Out Larder
 • Suitable for 500-600mm units
 • 6 chrome frame and door shelves
 • 1700mm high
 Min. internal depth - 500mm

KTLF500SC **£826** W61907K
KTLF600SC **£978** W73409K



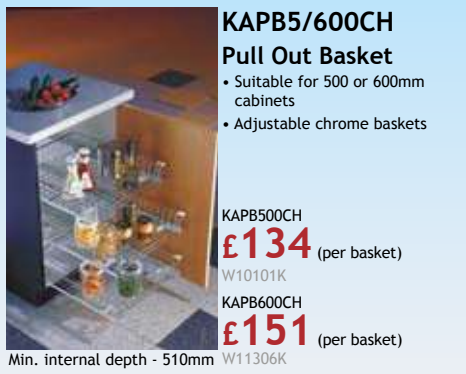
KTLFA5/600SC
Arena Tandem Pull Out Larder
 • Suitable for 500-600mm units
 • 6 chrome frame and door shelves
 • Anti-slip shelves and soft stop plus
 • 1700mm high

KTLFA500SC **£1038** W77902K
KTLFA600SC **£1188** W89108K



KALF300SC
Arena Pull Out Larder
 • Suitable for 300mm unit
 • Height adjustable frame to suit internal cabinet heights 1800-2200mm
 • Silver frame with 5 anti-slip chrome baskets
 Min. internal depth - 500mm

Price **£694** W52003K



KAPB5/600CH
Pull Out Basket
 • Suitable for 500 or 600mm cabinets
 • Adjustable chrome baskets
 Min. internal depth - 510mm

KAPB500CH **£134** (per basket) W10101K
KAPB600CH **£151** (per basket) W11306K



KSR30/50C
Spice Rack
 • Suitable for 300-500mm wide installations
 • 4 tier storage in chrome

KSR30C **£22** 300mm W1707K
KSR50C **£34** 500mm W2607K



SLIDE Microwave Door Hinge
 • Door will stop securely in any position
 • Usable cabinet heights 430-600mm
 • Can lift doors from 2.60-5.50kg
 • Lifts the door 470mm
 • Minimal internal depth 277mm

Price **£125** W9405K

Please note the SLIDE microwave door hinge will require a stabilisation bar, please order a FREEBAR, size is dependent upon cabinet size:
 FREEBAR600 £4 W307K
 FREEBAR800 £7 W506K
 FREEBAR900 £8 W601K
 FREEBAR1000 £8 W603K



K2ASBP150CH
Style Base Pull Out Basket
 • Suitable for 150mm units
 • Full extension runners and integrated soft stop

Price **£229** W17203K
 Min. internal depth - 481mm



K2TRBP150C
Classic Base Unit Towel Pull Out
 • Suitable for 150mm base units
 • Mounted on right hand carcass side

Price **£158** W11903K
 Min. internal depth - 481mm



KWP150C
Wall Unit Pull Out
 • Suitable for 150mm wall units
 • Full extension runners and integrated soft stop

Price **£157** W11802K

01/10/2024



KWPDSH800 & 1000

Pull Down Wardrobe Unit with Shelf Functionality

- The world's first wardrobe lift to combine easy access to high rails with additional pull down storage space
- Unique mechanism provides a safe and comfortable operation with low and full loads
- Load capacity 18kg (minus weight of shelving element)
- 886mm shelving element sold separately
- Hangers not included

Min. internal depth - 475mm

KWPDSH800
700-800mm Anthracite
£292 W21904K

KWPDSH1000
900-1000mm Anthracite
£297 W22304K

KWPDSUNGR
Shelving Element Matt Graphite
£56 W4207K

KWPDSUNOA
Shelving Element Natural Oak
£56 W4209K



KWPO8/900 & 1000

Min. internal depth - 475mm

Pull Out Organiser

- Used in conjunction with trouser hangers and laundry bag, both sold separately
- Complete with 450mm full extension Kessebohmer runners
- Load capacity 33kg

KWPO800
800mm - Anthracite
• Suitable for 11 trouser hangers
(or 7 when used with laundry bag)
Set for internal width - 710-770mm
£165 W12407K

KWPO900
900mm - Anthracite
• Suitable for 12 trouser hangers
(or 8 when used with laundry bag)
Set for internal width - 810-870mm
£169 W12704K

KWPO1000
1000mm - Anthracite
• Suitable for 13 trouser hangers
(or 9 when used with laundry bag)
Set for internal width - 910-970mm
£174 W13103K



KWPOHANG
Single Trouser Hanger Anthracite
£5 W408K



KWPOLAUN
Laundry Bag Beige & Anthracite
£108 W8101K

KWPOSPACER
Spacer, 2 required for wardrobe pull out mechanism **£8** W609K

ALSO AVAILABLE



E-F

Easy Fit Hinge

- Allows a standard kitchen door to be installed over a freestanding appliance

Price
£47
W3501W

01/10/2024



01/10/2024

Beautifully paired

Two appliances. One seamless aesthetic. The NEFF Glass Draft Hood is designed to blend beautifully with NEFF's range of hobs.

A clear glass design takes sleek and elegant ventilation to a new level. With Guided Air Technology extracting steam right from the source, an energy efficient silent motor and 25 million illumination options.

All your senses are catered for.





C-SW2014/15/16 Pull-out Column & Frame

- Soft opening and closing
- 12 smooth base baskets
- Capacity 120Kg
- Minimum internal cabinet depth 470mm

- C-SW2014 fits 450mm cabinet width
- C-SW2015 fits 500mm cabinet width
- C-SW2016 fits 600mm cabinet width

C-SW2014
Chrome
£853
W59701S

C-SW2015
Chrome
£898
W62806S

C-SW2016
Chrome
£945
W66109S



Right hand shown

C-SW2005L/R Pull-out Corner Mechanism

- Soft opening and closing
- Smooth base baskets
- Left or Right hand
- Capacity 30Kg
- Minimum internal cabinet depth 500mm
- Fits 900 & 1000mm cabinet width
- Left or right hand

C-SW2005L/R
Chrome
£509
W35609S



C-SW2001/2/3/4 & C-SW3002 Bottle Rack Basket

- Full extension slides • Soft closing
- Smooth base baskets
- Capacity 30Kg
- Now includes bottle dividers
- Minimum internal cabinet depth 500mm

- C-SW2001 fits 150mm cabinet width
- C-SW2002 fits 300mm cabinet width
- C-SW3002 fits 300mm cabinet width
- C-SW2003 fits 450mm cabinet width
- C-SW2004 fits 600mm cabinet width

C-SW2001
Chrome
£139
W9705S

C-SW2002
Chrome
£193
W13501S

C-SW3002
Orion Grey
£193
W13504S

C-SW2003
Chrome
£203
W14203S

C-SW2004
Chrome
£239
W16708S



Right hand shown

C-SW2008L/R C-SW2009L/R Nuvola Pull-out Corner with 2 Shelves

- Left or Right hand
- 2 smooth base shelves with soft closing
- Capacity 20Kg per shelf
- Minimum internal cabinet depth 495mm
- Left or right hand

- C-SW2008L/R fits 900mm cabinet with 450mm door
- C-SW2009L/R fits 1000mm cabinet with 500mm door

C-SW2008L/R
Chrome
£449
W31409S

C-SW2009L/R
Chrome
£465
W32506S



C-SW2006/7 Nuvola Pull-out Corner with 2 Shelves

- Dual handed
- 2 smooth base shelves
- Capacity 20Kg per shelf
- Minimum internal cabinet depth 490mm

- C-SW2006 fits 900mm cabinet with 450mm door
- C-SW2007 fits 1000mm cabinet with 500mm door

C-SW2006
Chrome
£285
W19902S

C-SW2007
Chrome
£298
W20801S



C-SW3006/7 Nuvola Pull-out Corner with 2 Shelves

- Dual handed
- 2 smooth base shelves
- Capacity 20Kg per shelf
- Minimum internal cabinet depth 490mm

- C-SW3006 fits 900mm cabinet with 450mm door
- C-SW3007 fits 1000mm cabinet with 500mm door

C-SW3006
Orion Grey
£285
W19902S

C-SW3007
Orion Grey
£298
W20801S



C-SW2017/18/19/20

Pulls-out with Door

- 5 smooth base baskets
 - Capacity 120Kg
 - Minimum internal cabinet depth 490mm
- C-SW2017 fits 300mm cabinet width
 - C-SW2018 fits 450mm cabinet width
 - C-SW2019 fits 500mm cabinet width
 - C-SW2020 fits 600mm cabinet width

C-SW2017
Chrome
£523
W36601S

C-SW2018
Chrome
£553
W38704S

C-SW2019
Chrome
£568
W39703S

C-SW2020
Chrome
£583
W40801S



C-SW2010/11/12/13 & C-SW3010

Pull-out Larder

- Soft closing
 - 5 Smooth base baskets
 - Capacity 120Kg
 - Minimum internal cabinet depth 500mm
- C-SW2010 fits 300mm cabinet width
 - C-SW3010 fits 300mm cabinet width
 - C-SW2011 fits 450mm cabinet width
 - C-SW2012 fits 500mm cabinet width
 - C-SW2013 fits 600mm cabinet width

C-SW2010
Chrome
£615
W43002S

C-SW3010
Orion Grey
£615
W43002S

C-SW2011
Chrome
£659
W46105S

C-SW2012
Chrome
£673
W47108S

C-SW2013
Chrome
£688
W48101S



C-SW1017/18/19/20 & C-SW3017/18/19/20

1 & 2 Compartment Waste Bins

- Soft-closing
 - Minimum internal cabinet depth 502mm
- C-SW1017/3017 fits 300mm cabinet width
1 bin - capacity 35 litres - height 560mm
 - C-SW1018/3018 fits 400mm cabinet width
2 bins - capacity 21 litres each - height 400mm
 - C-SW1019/3019 fits 450mm cabinet width
2 bins - capacity 35 litres each - height 560mm
 - C-SW1020/3020 fits 500mm cabinet width
2 bins - capacity 35 litres each - height 560mm

C-SW1017
£253
W17707S

C-SW1018
£268
W18706S

C-SW1019
£275
W19206S

C-SW1020
£285
W19907S

C-SW3017
Orion Grey
£253
W17707S

C-SW3018
Orion Grey
£268
W18706S

C-SW3019
Orion Grey
£275
W19206S

C-SW3020
Orion Grey
£285
W19907S



C-SW1022

3 Compartment Waste Bin

- Soft-closing
- Minimum internal cabinet depth 502mm
- Fits 600mm cabinet width

Price
£210
W14709S



C-SW1021 & C-SW3021

- Soft-closing
- Minimum internal cabinet depth 502mm
2 bins - capacity 35 litres each - height 560mm
and 2 bins capacity - 7.5 litres each height 300mm
- Fits 600mm cabinet width

C-SW1021
£313
W21903S

C-SW3021
Orion Grey
£313
W21903S



C-SW1023

- Soft-closing
- Minimum internal cabinet depth 502mm
- Fits 450mm cabinet width

Price
£225
W15702S

202W/B

Kit Comprising:

- 4902 Cowled outlet
- 361 PVC flexi-hose
- 114-4 Round wall plate
- 126-4 125mm threaded hose connector

White or Brown
Cowled wall
outlet

1 metre

Price
£25.99

W19.9907D



4"

202-5W/B

Kit Comprising:

- 5902 Cowled outlet
- 561 PVC flexi-hose
- 114-5 Round wall plate
- 126-5 Threaded hose connector x 2

White or Brown
Cowled wall
outlet

1 metre

Price
£31.99

W23.9904D



5"

202-6W/B

Kit Comprising:

- 6902 Cowled outlet
- 661 PVC flexi-hose 150mm
- 114-6 Round wall plate
- 126-6 Threaded hose connector x 2

White or Brown
Cowled wall
outlet

1 metre

Price
£35.99

W26.9901D



6"

214B

Kit Comprising:


- 4903 Cowled wall outlet, rectangular connection
- 010 1m rectangular ducting x 2
- 020 Rectangular connector
- 030 Rectangular to round vertical connector
- 050 Horizontal bend
- 361 PVC flexible hose 1m
- 115-4 Rectangular wall plate
- 124-4 100mm threaded hose connector
- 126-4 125mm threaded hose connector

Brown only
Cowled wall
outlet

1 metre

Price
£65.99

W49.4905D



4"

227W/B

Kit Comprising:


- 501 Horizontal airbrick with damper
- 510 Rectangular duct x 2
- 520 Rectangular connector
- 541 Elbow bend 90° with rotating offset spigot
- 544 Straight - round-round adapter ø125 - ø100
- 561 Flexible hose
- 115-5 Rectangular wall plate x 2
- 126-5 Threaded hose connector x 2
- 519 Rubber spigot reducers

White or Brown
Airbrick

3 metre

Price
£99.99

W74.9903D



5"

2653W/B-GL

Kit Comprising:

- 905 Double airbrick
- 977 Double airbrick adapter
- 910 Flat channel x 2
- 920 Flat channel connector
- 961 Elbow bend 150mm round connection
- 950 Horizontal Green Line 90 degree bend
- 661 150mm PVC flexible hose
- 126-6 Threaded hose connector x 2

White or Brown
Double
Airbrick
outlet

3 metre

Price
£131.99

W98.9903D



6"

4" Kit Spares

4903B	Cowled wall outlet rectangular connection Brown	£10.08	W7.5602D
4903W	Cowled wall outlet rectangular connection White	£10.08	W7.5608D
015	Rectangular ducting 1.5m	£15.10	W11.3301D
020	Rectangular connector	£3.75	W2.8109D
030	Rectangular to round vertical connector	£9.22	W6.9205D
050	Rectangular horizontal elbow	£9.20	W6.9002D
363	Round Flexi Hose 3m	£8.40	W6.3004D
115-4	Rectangular wall plate	£3.00	W2.2507D
124-4	Hose coupling with spigot	£2.96	W2.2201D
126-4	Hose coupling with socket	£3.05	W2.2904D
4902B	Cowled wall outlet Round connection Brown	£9.75	W7.3102D
4902W	Cowled wall outlet Round connection White	£9.75	W7.3103D
114-4	Round wall plate	£4.37	W3.2806D

(ALL COMPONENTS ARE WHITE UNLESS OTHERWISE STATED)

5" Kit Spares

501W	Airbrick with damper - White	£10.39	W7.7908D
501B	Airbrick with damper - Brown	£10.39	W7.7907D
510	Rectangular ducting 1m	£20.56	W15.4205D
515	Rectangular ducting 1.5m	£30.84	W23.1302D
520	Rectangular connector	£12.20	W9.1503D
541	Elbow bend 90 with rotating offset spigot	£20.47	W15.3501D
544	Round adaptor	£4.66	W3.4906D
561	Round Flexi Hose 1m	£6.77	W5.0809D
563	Round Flexi Hose 3m	£19.05	W14.2907D
566	Round Flexi Hose 6m	£37.34	W28.0103D
115-5W	Rectangular wall plate	£4.22	W3.1705D
126-5	Hose coupling with spigot	£4.09	W3.0707D
519	Rubber spigot reducer 125 to 120	£5.81	W4.3601D
5902B	Cowled wall outlet Round connection Brown	£19.57	W14.6803D
5902W	Cowled wall outlet Round connection White	£19.57	W14.6802D
114-5	Round wall plate	£4.09	W3.0706D

(ALL COMPONENTS ARE WHITE UNLESS OTHERWISE STATED)

6" Kit Spares

905W	Double airbrick White	£19.87	W14.9001D
905B	Double airbrick Brown	£19.87	W14.9004D
977	Double airbrick adapter	£9.89	W7.4209D
910	Rectangular ducting 1m	£32.94	W24.7008D
915	Rectangular ducting 1.5m	£49.51	W37.1305D
920	Rectangular connector	£14.01	W10.5103D
961	Elbow bend 90 with rotating offset spigot	£24.22	W18.1602D
950	Rectangular Elbow	£29.22	W21.9206D
661	Round Flexi Hose 1m	£8.09	W6.0708D
663	Round Flexi Hose 3m	£17.85	W13.3909D
666	Round Flexi Hose 6m	£42.27	W31.7003D
126-6	Threaded hose connector with socket	£5.61	W4.2107D
6902B	Cowled wall outlet Round connection Brown	£21.73	W16.2906D
6902W	Cowled wall outlet Round connection White	£21.73	W16.2907D
114-6	Round wall plate	£5.07	W3.8009D

(ALL COMPONENTS ARE WHITE UNLESS OTHERWISE STATED)

123

PVC Duct Tape
50mm wide
33m length



Price
£18.55
W13.9205D

125-4

Hose clip
○ 100

Aluminium
£2.96 W2.2202D

125-5

Hose clip
○ 125

Aluminium
£4.08 W3.0601D

125-6

Hose clip
○ 150

Aluminium
£5.61 W4.2103D



Other Spares

6-5"



118
Circular Reducer
● 150 to
○ 125

White
£5.55
W4.1601D



Circular Reducer
119
● 125 to
○ 100

5-4"

White
£4.99
W3.7407D

619
● 150 to
○ 100

6-4"

White
£5.98
W4.4901D

5"



5900B/W
Wall outlet -
round
connection

○ 125
□ 140 x 140

Brown or White
£15.39
W11.5401D

4"



F4904W/B
Louvered grill and
flyscreen Wh or Br
£8.88 W6.6605D

5"

F5904W/B
Louvered grill and
flyscreen Wh or Br
£16.71 W12.5309D

6"

F6904W/B
Louvered grill and
flyscreen Wh or Br
£19.09 W14.3206D

040
Elbow bend 90°
● 100
□ 110 x 54

£9.23
W6.9302D


4"



540
Elbow bend 90°
● 125
□ 205 x 60

£16.84
W12.6307D

5"



4"



070
Rectangular to round
straight adapt.

● 100
□ 100 x 54

White
£9.88
W7.4103D

5"



505T
Outlet airbrick

□ 204 x 60

Terracotta
£12.05
W9.0401D



570
Rectangular to round
straight adaptor

● 125
□ 205 x 60

£20.47
W15.3506D

5"



970
Rectangular to round
straight adaptor

■ 220 x 90

£24.93
W18.7009D

6"

5"



522
Flat channel
clip

204 x 60

White
£1.90
W1.4203D

5-6"



641
Elbow bend with
rotating offset
spigot

90° bend
● 150
□ 204 x 60

White
£20.47
W15.3508D

6"



950
Megaduct
Rectangular
horizontal elbow

90° bend
□ 220 x 90

White
£29.23
W21.9201D



590
90° duct bend
○ 125mm

White
£20.44
W15.3304D

5"



690
90° duct bend
○ 150mm

White
£25.42
W19.0605D

6"

5"



560
Rectangular vertical
connector

■ 205 x 60

White
£18.65
W13.9908D

6"



961
Megaduct elbow with
offset spigot

90° bend
● 150
□ 220 x 90

White
£24.21
W18.1604D

6"



333 Rectangular
PVC hose 3m
□ 112 x 56

£24.50
W18.3801D

4"



533 Rectangular
PVC hose 3m
□ 204 x 60

£42.14
W31.6004D


5"



Round pipe
1100-5
1m length ○ 125

£20.85
W15.6409D

5"



1100-6
1m length ○ 150

£25.91
W19.4305D

6"

4"



Flexible hose
363
● 100 x 3m

£8.40
W6.3007D

5"



Flexible hose
561
● 125 x 1m

£6.77
W5.0808D

563
● 125 x 3m

£19.05
W14.2902D

566
● 125 x 6m

£37.34
W28.0103D

6"



Flexible hose
661
● 150 x 1m

£8.09
W6.0701D

663
● 150 x 3m

£17.85
W13.3906D

666
● 150 x 6m

£42.27
W31.7009D



Round pipe
1200-4
2m length ○ 100

£29.98
W22.4904D

4"



1200-5
2m length ○ 125

£36.98
W27.7403D

5"



1200-6
2m length ○ 150

£46.33
W34.7506D

6"


6"



960
Rectangular vertical
bend

■ 220 x 90


White
£23.29
W17.4705D



**Rectangular
connector with
damper**
527
■ 204 x 60

5"

White
£15.41
W11.5601D



927
■ 220 x 90

6"

White
£17.69
W13.2704D



**Round pipe
connector with
damper**
594
○ 125

£12.45
W9.3406D

5"

694
○ 150

£14.71
W11.0303D

6"



**Round pipe
connector**
493
○ 100

£6.70
W5.0307D

4"

693
○ 150

£9.44
W7.0806D

6"



LIFESTYLE

FOR YOU AND YOUR HOME

Made in the UK, Lifestyle Kitchens offer a stunning range of modern and classic styles to create your own individual kitchen scheme.

Take your time to browse our inspirational range, discover the latest style tips and explore a host of fashionable finishing touches.

We understand every detail is important and have carefully curated this high quality furniture collection to suit you and your home.



LIFESTYLEKITCHENS.COM



LOCANO



LOCANO TOUCH



SALSA



GALA



SOLO



NOVA



NOVA J



ALTO

Conic

• Made from Zamac



GCONK020	20mm Knob	£5.00	W3.0509H
GCONK078	78mm T-Bar Knob	£10.00	W6.1006H
GCONP160	160mm Pull Handle	£18.30	W11.1602H
GCONP320	320mm Pull Handle	£33.50	W20.4407H

Finish Code: BN, BSB, CP, DBB, MBL
Brushed Nickel, Brushed Satin Brass, Chrome Plated, Dark Brushed Brass, Matt Black

Lindum

• Made from Zamac



GLINK080	80mm T-Bar Knob	£9.50	W5.8001H
GLINP160	160mm Pull Handle	£17.00	W10.3704H
GLINP320	320mm Pull Handle	£32.00	W19.5208H

Finish Code: BN, BSB, DBB, MBL, PN
Brushed Nickel, Brushed Satin Brass, Dark Brushed Brass, Matt Black, Polished Nickel

Dixton

• Made from Aluminium



GDI160	160mm Bar Handle	£10.50	W6.4107H
GDI320	320mm Bar Handle	£16.00	W9.7602H
GDI768	768mm Bar Handle	£29.00	W17.6901H
GDIK016	72mm T-Bar Knob	£4.50	W2.7506H

Finish Code: BN, BSB, CP, DBB, MBL
Brushed Nickel, Brushed Satin Brass, Chrome Plated, Dark Brushed Brass, Matt Black

Battersea

• Made from Zamac



GBATK060	60mm T-Bar Knob	£5.38	W3.2805H
GBATP160	128mm Pull Handle	£8.85	W5.4007H
GBATP320	320mm Pull Handle	£15.92	W9.7104H

Finish Code: BSB, CP, DBB, DN, MBL
Brushed Satin Brass, Chrome Plated, Dark Brushed Brass, Dull Nickel, Matt Black

Milano

• Made from Zamac



GMD160	160mm D Handle	£3.83	W2.3402H
GMD320	320mm D Handle	£9.47	W5.7806H

Finish Code: BN, BSB, CP, MBC, MBL
Brushed Nickel, Brushed Satin Brass, Chrome Plated, Matt Brushed Copper, Matt Black

Kellas

• Made from Aluminium



GKEK060	60mm T-Bar Handle	£2.93	W1.7902H
GKEB160	160mm T-Bar Handle	£5.46	W3.3304H
GKEB256	256mm T-Bar Handle	£6.82	W4.1609H
GKEB768	768mm T-Bar Handle	£15.74	W9.6005H

Finish Code: BA, MBL, SB
Brushed Anodised, Matt Black, Satin Brass

Coleby

• Made from Steel



GCOB096BN	96mm Bar Handle	£1.21	W0.7408H
GCOB128BN	128mm Bar Handle	£1.53	W0.9304H
GCOB160AC	160mm Bar Handle	£2.18	W1.3305H
GCOB160BN	160mm Bar Handle	£2.10	W1.2803H
GCOB160BSB	160mm Bar Handle	£2.67	W1.6307H
GCOB160MBL	160mm Bar Handle	£1.88	W1.1508H
GCOB256BN	256mm Bar Handle	£2.28	W1.3906H

Finish: AC, BN, BSB, MBL
Antique Copper, Brushed Nickel, Brushed Satin Brass, Matt Black

Edison

• Made from Aluminium




GEDP064	64mm Profile Handle	£6.10	W3.7205H
GEDP128	128mm Profile Handle	£8.20	W5.0003H
GEDP256	256mm Profile Handle	£11.60	W7.0801H
GEDP864	864mm Profile Handle	£32.00	W19.52.6H

Finish Code: BSB, DBB, MBL, PN
Brushed Satin Brass, Dark Brushed Brass, Matt Black, Polished Nickel

Lincoln

• Made from Aluminium



GLIP128	128mm Profile Handle	£4.87	W2.9706H
GLIP192	192mm Profile Handle	£4.96	W3.0301H
GLIP768	768mm Profile Handle	£14.07	W8.5808H

Finish Code: BN, BSB, MBL
Brushed Nickel, Brushed Satin Brass, Matt Black

Hampton

• Made from Zamac



GHAK032	32mm Knob	£5.50	W3.3607H
GHAC096	96mm Cup Handle	£6.77	W4.1305H
GHAC160	160mm Cup Handle	£9.86	W6.0106H
GHAD160	160mm D Handle	£4.89	W2.9801H

Finish Code: BRO, BSB, DN, MBL, PN
Bronze, Brushed Satin Brass, Dull Nickel, Matt Black, Polished Nickel

Fleur

• Made from Brass



GFLK032	32mm Knob	£10.66	W6.5006H
GFLC096	96mm Cup Handle	£17.01	W10.3808H

Finish Code: BB, BN, BSB, MBL, PN
Burnished Brass, Brushed Nickel, Brushed Satin Brass, Matt Black, Polished Nickel

Charlbury / Coco

• Made from Zamac



GCHK030	30mm Knob	£1.76	W1.0708H
GCHC076	76mm Cup Handle	£2.14	W1.3106H
GCOK038	38mm Coco Knob	£2.41	W1.4707H

Finish Code: BN, CP
Brushed Nickel, Chrome Plated

Callcott

• Made from Brass



GCALK034	34mm Knob	£16.84	W10.2703H
GCALBP038	38mm Square Backplate	£5.49	W3.3507H
GCALBP076	76mm Square Backplate	£9.88	W6.0302H
GCALC064	64mm Cup Handle	£15.46	W9.4305H
GCALC128	128mm Cup Handle	£22.49	W13.7204H
GCALC192	192mm Cup Handle	£29.95	W18.2708H

Finish Code: BB, BN, BSB, DBB, MBL, PN
Burnished Brass, Brushed Nickel, Brushed Satin Brass, Dark Brushed Brass, Matt Black, Polished Nickel

Trafalgar

• Made from Zamac



GTRK038	38mm Knob	£8.85	W5.4001H
GTRC064	64mm Cup Handle	£7.26	W4.4306H
GTRB096	96mm Cup Handle	£7.88	W4.8107H

Finish Code: AP, BRO, BSB, DBB, DN, MBL, PN
Antique Pewter, Bronze, Brushed Satin Brass, Dark Brushed Brass, Dull Nickel, Matt Black, Polished Nickel

York

• Made from Brass



GYOFSB222	205mm Flush Shelf Bracket	£46.50	W28.3701H
GYOSB282	195mm Shelf Bracket	£46.50	W28.3702H

Finish Code: BB, BN, BSB, DBB, CP, MBL, ORB, PBL, PN
Burnished Brass, Brushed Nickel, Brushed Satin Brass, Dark Brushed Brass, Chrome Plated, Matt Black, Oil Rubbed Bronze, Polished Brass Lacquered, Polished Nickel

Greenwich

• Made from Brass



GGRK029	29mm Knob	£14.20	W8.6601H
GGRC064	64mm Cup Handle	£14.80	W9.0306H
GGRP160	160mm Pull Handle	£26.00	W15.8605H
GGRP320	320mm Pull Handle	£38.00	W23.1807H

Finish Code: BB, BN, BSB, DBB, CP, MBL, ORB, PBL, PN
Burnished Brass, Brushed Nickel, Brushed Satin Brass, Dark Brushed Brass, Chrome Plated, Matt Black, Oil Rubbed Bronze, Polished Brass Lacquered, Polished Nickel

Finsbury

• Made from Brass



GFIK078	78mm T-Bar Knob	£19.61	W11.9604H
GFI160	160mm Bar Handle	£33.23	W20.2706H
GFI448	448mm Bar Handle	£48.11	W29.3501H

Finish Code: AB
Antique Brass

Westgate

• Made from Brass



GWECC	Cupboard Catch	£24.00	W14.6403H
GWECL	Cupboard Latch	£18.00	W10.9805H

Finish Code: BB, BN, BSB, CP, DBB, MBL, ORB, PBL, PN
Burnished Brass, Brushed Nickel, Brushed Satin Brass, Chrome Plated, Dark Brushed Brass, Matt Black, Oil Rubbed Bronze, Polished Brass Lacquered, Polished Nickel

Aspen

• Made from Aluminium



NEW

GASK072	72mm T-Bar Knob	£8.50	W5.1905H
GASP160	160mm Pull Handle	£17.20	W10.4908H
GASP320	320mm Pull Handle	£25.00	W15.2503H
GASP448	448mm Pull Handle	£34.00	W20.7402H

Finish Code: BN, BSB, DBB, MBL, PN
Brushed Nickel, Brushed Satin Brass, Dark Brushed Brass, Matt Black, Polished Nickel

Bailgate

• Made from Zamac



NEW

GBAIK082	82mm T-Bar Knob	£10.00	W6.1004H
GBAIP160	160mm Pull Handle	£17.50	W10.6803H
GBAIP320	320mm Pull Handle	£32.50	W19.8301H

Finish Code: BN, BSB, DBB, MBL, PN
Brushed Nickel, Brushed Satin Brass, Dark Brushed Brass, Matt Black, Polished Nickel

Brokk

• Made from Brass



NEW

GBRK121	121mm T-Bar Knob	£32.80	W20.0107H
GBRP096	96mm Pull Handle	£62.50	W38.1305H
GBRP128	128mm Pull Handle	£96.90	W59.1102H

Finish Code: BB, BN, BSB, DBB, MBL, ORB, PN
Burnished Brass, Brushed Nickel, Brushed Satin Brass, Dark Brushed Brass, Matt Black, Oil Rubbed Bronze, Polished Nickel

Huxley

• Made from Aluminium



NEW

GHUXK032	32mm Knob	£6.45	W3.9308H
GHUXK072	72mm T-Bar Knob	£7.00	W4.2704H
GHUXP160	160mm Pull Handle	£13.50	W8.2401H
GHUXP320	320mm Pull Handle	£20.00	W12.2003H
GHUXP448	480mm Pull Handle	£30.00	W18.3007H

Finish Code: BN, BSB, DBB, MBL, PN
Brushed Nickel, Brushed Satin Brass, Dark Brushed Brass, Matt Black, Polished Nickel

Fitzrovia

• Made from Brass



GFITK034	34mm Knob with Backplate	£22.50	W13.7301H
GFITK082	82mm T-Bar Knob with B/plate	£27.00	W16.4709H
GFITP160	160mm Pull Handle with B/plate	£44.70	W27.2705H
GFITP320	320mm Pull Handle with B/plate	£57.00	W34.7702H
GFITP608	608mm Pull Handle with B/plate	£86.00	W52.4604H

Finish Code: BB, BN, BSB, DBB, MBL, PN
Burnished Brass, Brushed Nickel, Brushed Satin Brass, Dark Brushed Brass, Matt Black, Polished Nickel

Belgravia

• Made from Brass



GBELK019	19mm Knob	£10.00	W6.1008H
GBELK035	35mm Knob	£14.69	W8.9603H
GBELK082	82mm T-Bar Knob	£17.71	W10.8002H
GBELP160	160mm Pull Handle	£32.50	W19.8305H
GBELP320	320mm Pull Handle	£44.69	W27.2601H

Finish Code: BN, DBB, MBL, PN, SBL
Brushed Nickel, Dark Brushed Brass, Matt Black, Polished Nickel, Satin Brass Lacquered

Barrington

• Made from Zamac



GBAK032	32mm Knob	£9.41	W5.7404H
GBABP100	100mm Backplate for Knob	£4.17	W2.5405H
GBAP160	160mm Pull Handle	£19.00	W11.5906H
GU01BP160	160mm B/plate for Pull Handle	£7.70	W4.7002H
GBAP320	320mm Pull Handle	£39.00	W23.7903H
GU02BP320	320mm B/plate for Pull Handle	£12.40	W7.5605H
GBAC064	64mm Cup Handle	£13.20	W8.0508H

Finish Code: BRO, BSB, DBB, DN, MBL, PN
Bronze, Brushed Satin Brass, Dark Brushed Brass, Dull Nickel, Matt Black, Polished Nickel

Hudson

• Made from Aluminium / Zamac



GHUK080	80mm T-Bar Knob	£5.00	W3.0508H
GHUP160	160mm Pull Handle	£9.00	W5.4905H
GHUP320	320mm Pull Handle	£14.00	W8.5404H

Finish Code: BSB, CP, DBB, MBL
Brushed Satin Brass, Chrome Plated, Dark Brushed Brass, Matt Black

Liberty

• Made from Zamac



GLIBK034	34mm Knob with Backplate	£11.92	W7.2701H
GLIBK072	72mm T-Bar Knob with B/plate	£10.74	W6.5508H
GLIBD160	160mm Pull Handle	£10.47	W6.3904H
GLIBD320	320mm Pull Handle	£17.38	W10.6003H
GLIBBP02	525mm B/plate for Pull Handle	£5.12	W3.1202H
GU01BP16	160mm B/plate for Pull Handle	£7.70	W4.7007H
GU02BP32	320mm B/plate for Pull Handle	£12.40	W7.5606H

Finish Code: BSB, DBB, DN, MBL, PN
Brushed Satin Brass, Dark Brushed Brass, Dull Nickel, Matt Black, Polished Nickel

TRANSITIONAL COLLECTION

10% OFF HANDLE RANGE WITH CROWN. CONSUMER MUST PURCHASE A MINIMUM OF £1,999 CROWN LIFESTYLE FURNITURE OR A MINIMUM £3,999 CROWN IMPERIAL FURNITURE. PROMOTION LIMITED TO ONE APPLIANCE OFFER PER KITCHEN.

Felix

• Made from Brass



GFEP064	64mm Pull Handle	£22.00	W13.420508H
GFEP192	192mm Pull Handle	£52.00	W31.720401H
GFEP448	448mm Pull Handle	£118.00	W71.9804H

Finish Code: BB, BSB, DBB, MBL, ORB, PN
Burnished Brass, Brushed Satin Brass, Dark Brushed Brass, Matt Black, Oil Rubbed Bronze, Polished Nickel

Pembrey

• Made from Zamac



GPEK082	82mm T-Bar Handle	£8.26	W5.0401H
GPEB128	128mm Bar Handle	£13.17	W8.0309H
GPE320	320mm Bar Handle	£21.76	W13.2705H

Finish Code: BRO, BSB, DBB, MBL, PN
Bronze, Brushed Satin Brass, Dark Brushed Brass, Matt Black, Polished Nickel

Newport

• Made from Zamac



GNEK032	32mm Knob	£4.50	W2.7506H
GNEP160	160mm Pull Handle	£6.50	W3.9705H
GNEP320	320mm Pull Handle	£12.00	W7.3201H

Finish Code: BSB, CP, DN, MBL
Brushed Satin Brass, Chrome Plated, Dull Nickel, Matt Black

Finley

• Made from Zamac



GFINP096	96mm Pull Handle	£6.00	W3.6604H
GFINP160	160mm Pull Handle	£9.00	W5.4901H
GFINP288	288mm Pull Handle	£19.00	W11.5908H

Finish Code: BN, BSB, CP, DBB, MBL
Brushed Nickel, Brushed Satin Brass, Chrome Plated, Dark Brushed Brass, Matt Black

Geddes

• Made from Brass



GGEP064	64mm Pull Handle	£22.00	W13.4204H
GGEP160	160mm Pull Handle	£39.00	W23.7908H
GGEP320	320mm Pull Handle	£79.00	W48.1902H

Finish Code: DBB, PN, SBL
Dark Brushed Brass, Polished Nickel, Satin Brass Lacquered

Barrington Eclipse

• Made from Zamac



GBETP064	64mm Ribbed Pull Handle	£12.34	W7.5302H
GBEPP064	64mm Smooth Pull Handle	£12.34	W7.5307H
GBETP096	96mm Ribbed Pull Handle	£18.54	W11.3105H
GBEPP096	96mm Smooth Pull Handle	£18.54	W11.3106H

Finish Code: BRO, BSB, DBB, DN, MBL, PN
Bronze, Brushed Satin Brass, Dark Brushed Brass, Dull Nickel, Matt Black, Polished Nickel

Ark

• Made from Brass



GARP032	32mm Pull Handle	£22.00	W13.4204H
GARP160	160mm Pull Handle	£45.00	W27.4503H
GARP320	320mm Pull Handle	£85.00	W51.8506H

Finish Code: BB, BSB, ORB, PN
Burnished Brass, Brushed Satin Brass, Oil Rubbed Bronze, Polished Nickel

Otto

• Made from Zamac



GOTK028	28mm Knob	£4.16	W2.5401H
GOTC096	96mm Cup Handle	£9.65	W5.8907H
GOTD160	160mm D Handle	£13.00	W7.9308H

Finish Code: AB, BSB, MBL
Antique Brass, Brushed Satin Brass, Matt Black

Lumi

• Made from Zamac



GLUD160	160mm D Handle	£12.82	W7.8204H
GLUD320	320mm D Handle	£20.76	W12.6606H

Finish Code: AB, AP, BSB
Antique Brass, Antique Pewter, Brushed Satin Brass

01/10/2024



01/01/2024



01/10/2024

 **LIFESTYLE**

MADE IN BRITAIN





LIFESTYLE

Lifestyle, a stylish range of kitchens manufactured in the UK to the highest European standards by Crown. Available from stock in our warehouses either for site-assembly or take advantage of our installation-ready service for just £250.

For more details, please contact your Waterline RSM.

STYLE TIPS

KITCHEN RANGE

LOCANO

LOCANO TOUCH

ALTO

NOVA

SALSA

GALA

NOVA J

SOLO

HANDLES

**CABINETS &
DIMENSIONS**

WATERLINE SALES HOTLINE 03330 149 149 - sales@waterline.co.uk

MAIN CONTENTS

STYLE TIPS



ISLANDS

Islands offer a multi-functional zone for cooking, preparation, and organised storage at the heart of the kitchen. Create an eye-catching centrepiece with a space for informal dining, perfect for all the family to socialise and enjoy time together.

WINE RACKS

Designed for the sleek storage of your favourite wines and soft drinks, add the finishing touches to your kitchen with a perfectly proportioned wine rack.



01/10/2024



GLASS WALL CABINETS

Introduce a touch of elegance with glass cabinetry, ideal for showcasing your favourite crockery and adding a light and airy feel to your new kitchen space.



WALK-IN CORNER PANTRY

Maximise every available space with a statement walk-in corner pantry solution.



FLEXIBLE CABINET CHOICES

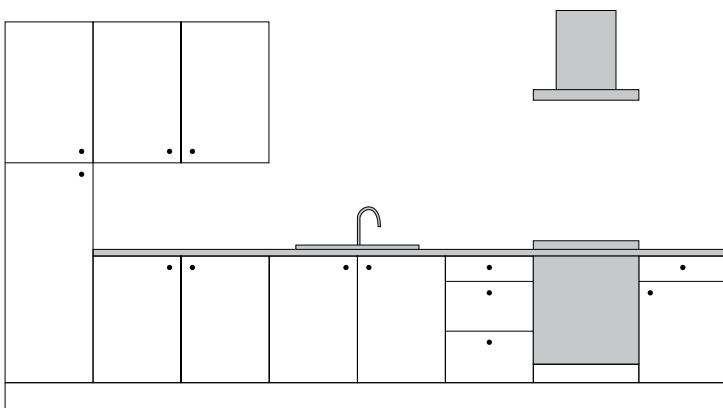
Tall and wall units are available in two heights and a range of widths for maximum design flexibility. Wall units 720mm or 900mm high. Tall units 2121mm or 2303mm high are offered in a selection of different configurations, ideal to integrate all the latest appliances.





01/10/2024

SAMPLE KITCHEN



Sample kitchen furniture includes:

- 1 x High Wall Broom Cabinet 500mm
- 1 x 2 Door High Wall Cabinet 1000mm
- 2 x 2 Door Base Cabinet 1000mm
- 1 x 3 Drawer Pack 500mm
- 1 x Base Oven Housing 600mm
- 1 x Drawer Line (1 Drawer & 1 Door) 500mm
- 2 x Length of Plinth

All prices exclude VAT. Illustrations are not truly representative. E.& O.E. All measurements are in millimetres (mm).

LOCANO **ONLY £1336**

For total co-ordination replacement ends are available for only £3 extra

LOCANO TOUCH **ONLY £1461**

For total co-ordination replacement ends are available for only £3 extra

ALTO **ONLY £1799**

For total co-ordination replacement ends are available for only £3 extra

NOVA **ONLY £1810**

For total co-ordination replacement ends are available for only £3 extra

SALSA **ONLY £1835**

For total co-ordination replacement ends are available for only £3 extra

GALA **ONLY £1857**

For total co-ordination replacement ends are available for only £3 extra
(not available Dakar, Indigo Blue & Oyster)

NOVA J **ONLY £1872**

For total co-ordination replacement ends are available for only £3 extra

SOLO **ONLY £1966**

For total co-ordination replacement ends are available for only £3 extra

These prices do not include handles, cornice/light baffle, worktop, splashback, sink, tap or appliances.



LOCANO 6 COLOURS & 3 WOODGRAIN EFFECTS



LOCANO TOUCH TEXTURED FINISH - 10 COLOURS



ALTO J-PROFILE MATT FINISH - 3 COLOURS



NOVA HIGH GLOSS - 2 COLOURS



SALSA SLIM FRAME SHAKER - 3 COLOURS



GALA SHAKER STYLE - 6 COLOURS



SOLO SMOOTH SLIM FRAME - 3 COLOURS







NOVA J J-PROFILE HIGH GLOSS - 2 COLOURS

01/10/2024



High Wall Cabinets 900mm High

	1 Door Cabinets		
	300mm	£101	HW3
	400mm	£110	HW4
	450mm	£120	HW45
	500mm	£116	HW5
600mm	£120	HW6	
	2 Door Cabinets		
	800mm	£156	HW8
	900mm	£172	HW9
1000mm	£159	HW10	
	Integrated Microwave Housing		
	600mm	£138	HWMIC6







Medium Wall Cabinets 720mm High

	1 Door Cabinet		
	300mm	£98	MW3
	400mm	£106	MW4
	450mm	£115	MW45
	500mm	£115	MW5
600mm	£119	MW6	
	2 Door Cabinet		
	800mm	£149	MW8
	900mm	£165	MW9
1000mm	£155	MW10	
	Integrated Microwave Housing		
	600mm	£137	MWMIC6
	Integrated Hood Housing		
	600mm	£115	MWINTCH6
	800mm	£138	MWINTCH8
	900mm	£161	MWINTCH9
1000mm	£168	MWINTCH10	







Low Wall Cabinets 574mm High

	1 Door Cabinet		
	300mm	£97	LW3
	400mm	£110	LW4
	450mm	£113	LW45
	500mm	£114	LW5
	600mm	£118	LW6
	Integrated Hood Housing		
	600mm	£111	LWINTCH6
	800mm	£144	LWINTCH8
	900mm	£154	LWINTCH9
1000mm	£160	LWINTCH10	


Special High Wall Cabinets

	Diagonal Corner		
	615x615mm	£184	HWNRDIA6
	L Shaped Corner		
	615x615mm	£235	HWNRL6
	1-Door Glazed Cabinet		
	900Hx500W	£228	HW5G
	1252Hx500W	£291	THW5G
	Chisel End		
	300mm	£110	HWCH3
	Wine Rack MFC		
	150mm	£132	F_HWWIN15
	300mm	£194	F_HWWIN3
	Open Glass Shelf Cabinet		
	900Hx500W	£180	F_HWOSS
	1252Hx500W	£214	F_THWOSS

Special Medium Wall Cabinets

	Diagonal Corner		
	615x615mm	£180	MWCNRDIA6
	L Shaped Corner		
	615x615mm	£229	MWCNRL6
	1-Door Glazed Cabinet		
	720Hx500W	£208	MW5G
	1069Hx500W	£282	TMW5G
	Chisel End		
	300mm	£111	MWCH3
	Wine Rack MFC		
	150mm	£132	F_MWWIN15
	300mm	£194	F_MWWIN3
	Open Glass Shelf Cabinet		
	720Hx500W	£154	F_MWOSS
	1069Hx500W	£206	F_TMWOSS

Wall Bridging Cabinets

	Bridging Unit 450mm High			
	600mm	£76	HWBRG6	
		Bridging Unit 360mm High		
		600mm	£78	TWBRG6
900mm		£85	TWBRG9	
	1000mm	£88	TWBRG10	
	Bridging Unit 286mm High			
	600mm	£76	MWBRG6	
	900mm	£81	MWBRG9	
	1000mm	£84	MWBRG10	

Fascia Matched Panels MFC

Base End Panel 900x650x18mm	£41	F_BP
Medium Wall End Panel 759x365mm	£32	F_MWP
High Wall End Panel 939x365mm	£38	F_HWP
Appliance Panel 2330x650x18mm	£95	F_FITPNL
B/Bar Panel 900x1865x18mm	£98	F_BBP

Co-ordinating Replacement End Pairs MFC

	Add	
End Pair Base Full Height	£1	F_REPB/FH
End Pair Base Metabox 500	£1	F_REPB/DMB
End Pair Base Legrabox 450	£1	F_REPB/DLB
End Pair Medium Wall	£1	F_REPMW
End Pair High Wall	£1	F_REPHW
End Pair Tall M/Wall B/L & F/F, O/H, S/T	£1	F_REPTMW...
B/L & F/F - /BF, O/H - /OH, S/Tower - /SL		
End Pair Tall H/Wall B/L & F/F, O/H, S/T	£1	F_REPTHW...
B/L & F/F - /BF, O/H - /OH, S/Tower - /SL		

Fascia Matched Long Accessories
Cornice/Light Baffle

2700x77x18mm	£53	F_LFCORN
--------------	-----	----------

Plinth

2700x150x18mm	£42	F_PLIN
---------------	-----	--------

90 Deg Aluminium Corner

Pack of 5 - 18mm	£24	ALUPLC18
------------------	-----	----------

Alumium/Mirror Effect Plinth

Extruded Aluminium Effect Plinth	£80	EALUPLIN
2700x150mm		

Universal Connector for above

Extruded Mirror Effect Plinth	£15	EALUPLCN
2700x150mm		

Universal Connector for above

Extruded Plinth	£15	EMIRPLCN
2700x150mm		

Clips for Extruded Plinth

Pack of 10	£5	EPLICLIP
------------	----	----------

Cabinet Matched Panels

MFC Fitter Panel 2330x650x18mm	£95	C_FIT
MFC End Support Panel 900x650x18mm	£41	C_ENDSPT
MFC Shelf - Base Strip 1248x455x18mm	£29	C_BSHFSTR
MFC Shelf - Wall Strip 1248x278x18mm	£22	C_WSHFSTR

Additional Fittings



Zero Protrusion Hinge	£14	ZEROHIN
Flap Stay - 283x596 Flaps	£24	FSTAYSML
Flap Stay - Larger than 283x596 Flaps	£24	FSTAYLRG
Adjustable Leg & Block (Set of 4)	£15	LEGSET4
Brushed Steel Shelf Bracket	£51	SSSLFB
Door Damper with Bracket	£5	DOORDAMP
Hinge-Mounted Door Damper	£5	HDAMPER
Door Buffers (Pack of 50)	£8	DOORBUFF
Door Connecting Plate Pair	£8	DOORPLATE

All Lifestyle kitchens are supplied with soft close drawers. Prices shown do not include handles. All prices exclude VAT. Illustrations are not truly representative. E.&O.E. All measurements are in millimetres (mm).



Base Cabinets 870mm High

Upgrade




Full Height

Full Height 1 Door			
	300mm	£109	BFH3
	400mm	£112	BFH4
	450mm	£122	BFH4S
	500mm	£123	BFH5
	600mm	£131	BFH6
Full Height 2 Door			
	800mm	£161	BFH8
	900mm	£180	BFH9
	1000mm	£154	BFH10

Drawer Line

Drawer Line 1 Drawer & 1 Door			
	300mm	£155 £194	BDL3
	400mm	£163 £204	BDL4
	450mm	£173 £215	BDL4S
	500mm	£177 £216	BDL5
	600mm	£194 £236	BDL6
Drawer Line 1 Drawer & 2 Door			
	800mm	£243 £279	BDL8W
	900mm	£254 £289	BDL9W
	1000mm	£234 £270	BDL10W
Drawer Line 2 Drawer & 2 Door			
	800mm	£262 £346	BDL8
	900mm	£282 £366	BDL9
	1000mm	£261 £340	BDL10

Drawer Cabinets

2 Drawer Pack			
	500mm	£226 £297	B2DP5
	600mm	£235 £308	B2DP6
	800mm	£278 £344	B2DP8
	900mm	£290 £352	B2DP9
	1000mm	£271 £343	B2DP10
3 Drawer Pack			
	500mm	£288 £399	B3DP5
	600mm	£299 £414	B3DP6
	800mm	£348 £450	B3DP8
	900mm	£365 £462	B3DP9
	1000mm	£357 £465	B3DP10
5 Drawer Pack			
	300mm	£312 £504	B5DP3
	400mm	£323 £532	B5DP4
	450mm	£359 £569	B5DP4S
	500mm	£374 £570	B5DP5
	600mm	£389 £599	B5DP6
	800mm	£499 £682	B5DP8
	900mm	£530 £704	B5DP9
	1000mm	£531 £714	B5DP10


Internal Fitment

Plastic Cutlery Tray 450	£26	CTRAY4S
Plastic Cutlery Tray 500	£27 £27	CTRAY5
Plastic Cutlery Tray 600	£30 £30	CTRAY6
Plastic Cutlery Tray 800	£40	CTRAY8
Plastic Cutlery Tray 900	£46	CTRAY9
Plastic Cutlery Tray 1000	£51	CTRAY10


Corner Cabinets 870mm High

Upgrade


Full Height Base Corner

	800mm (400 door)	£170	BFHCR8_4
	900mm (450 door)	£179	BFHCR9_4S
	1000mm (500 door)	£153	BFHCR10_5

Internal Fitment

	Chrome 180 Deg Swivel Tray/Pr	£118	CCNRSWL
---	-------------------------------	------	---------


Drawer Line Base Corner

	800mm (400 door)	£220 £262	B DLCNR8_4
	900mm (450 door)	£230 £272	B DLCNR9_4S
	1000mm (500 door)	£207 £246	B DLCNR10_5

L' Shaped Base

	915x915mm	£260	BFHLCNR9X9
---	-----------	------	------------

Internal Fitment

	Chrome 270 Deg Carousel	£252	CBCARTY
	Ivory 270 Deg Carousel	£169	IBCARTY


Special Base Cabinets 870mm High

Base Chisel End			
	300mm	£157	BFHCH3
Wine Rack MFC			
	150mm	£132	F_BWIN1S
	300mm	£194	F_BWIN3
Base 150 to accept Pull-Out			
	150mm	£157	BFH15




Under Oven Housing 870mm High

Base Housing 600mm Oven			
	600mm	£98	BUOH6

Appliance Fascia

	716x446mm	£35	FH45D
	716x596mm	£35	FH6D

Sink Cabinets 870mm High

Single/Double Bowl			
	600mm	£137	SB6F
	800mm	£169	SB8F
	900mm	£189	SB9F
	1000mm	£164	SB10F
Single Bowl 1 Dummy D/Front			
	600mm	£166	SB6W
	800mm	£210	SB8W
	900mm	£221	SB9W
	1000mm	£199	SB10W
Double Bowl 2 Dummy D/Front			
	800mm	£211	SB8DB
	900mm	£228	SB9DB
	1000mm	£204	SB10DB
Additional Aluminium Rails			
	600mm	£6	ALUSRAIL6
	800mm	£8	ALUSRAIL8
	900mm	£9	ALUSRAIL9
	1000mm	£10	ALUSRAIL10

Tall Cabinets 2303mm High

Upgrade

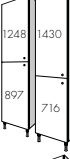
Tall Oven Housing 600mm

	600mm Oven	£361	TOH6_6A
	900mm Oven	£325	TOH6_9
	1000mm Oven	£351	TOH6_10
	1000mm Oven	£343	TOH6_10A
	1050mm Oven	£378	TOH6_10S
	1050mm Oven (1-Dwr)	£427 £464	TOH6_10S1D
	1200mm Oven (1-Dwr)	£375 £411	TOH6_1201D

Additional Oven Housing 600mm Shelf

	600mm	£18	TOH6SHF
--	-------	-----	---------


Fridge Freezer Housing 600mm

	50/50	£369	TFH6S050
	70/30	£382	TFH67030


Additional Fridge/Freezer 600mm Shelf

	600mm	£18	TFH6SHF
--	-------	-----	---------

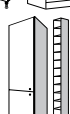
Broom Cabinet

	300mm	£277	TBL3
	500mm	£331	TBL5
	600mm	£382	TBL6

Pantry c/w 5 - 25mm Shelves

	600mm	£573	TLPRY6S
	1000mm	£803	TLPRY10S

Tall Corner Walk-in Pantry

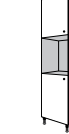
	1090x1090mm	£1,069	TNRWIP109L/R
---	-------------	--------	--------------

Spacetower

	600mm	£1,235	TSPTOW6L/R
	150mm	£266	F_TLHWIN1S

Tall Cabinets 2121mm High


Tall Oven Housing 600mm

	600mm Oven	£367	OH6_6
	900mm Oven	£328	OH6_9
	1000mm Oven	£346	OH6_10A
	1050mm Oven	£311	OH6_10S
	1050mm Oven (1-Dwr)	£360 £396	OH6_10S1D
	1200mm Oven (1-Dwr)	£378 £415	OH6_1201D

Additional Oven Housing 600mm Shelf

	600mm	£18	OH6SHF
--	-------	-----	--------


Fridge Freezer Housing 600mm

	50/50	£381	FFH6S050
	70/30	£371	FFH67030


Additional Fridge/Freezer 600mm Shelf

	600mm	£18	FFH6SHF
--	-------	-----	---------


Broom Cabinet

	300mm	£278	BL3
	500mm	£335	BL5
	600mm	£385	BL6

Pantry 5 - 25mm Shelves

	600mm	£565	LPTRY6S
	1000mm	£806	LPTRY10S




Tall Corner Walk-in Pantry

	1090x1090mm	£1,035	CNRWIP109L/R
---	-------------	--------	--------------





Spacetower

	600mm	£1,224	SPTOW6L/R
	150mm	£248	F_TLMWIN1S



High Wall Cabinets 900mm High

	1 Door Cabinets		
	300mm	£106	HW3
	400mm	£118	HW4
	450mm	£126	HW45
	500mm	£124	HW5
600mm	£129	HW6	
	2 Door Cabinets		
	800mm	£172	HW8
	900mm	£185	HW9
1000mm	£175	HW10	
	Integrated Microwave Housing		
	600mm	£138	HWMIC6







Medium Wall Cabinets 720mm High

	1 Door Cabinet		
	300mm	£105	MW3
	400mm	£113	MW4
	450mm	£123	MW45
	500mm	£124	MW5
600mm	£126	MW6	
	2 Door Cabinet		
	800mm	£163	MW8
	900mm	£183	MW9
1000mm	£173	MW10	
	Integrated Microwave Housing		
	600mm	£137	MWMIC6
	Integrated Hood Housing		
	600mm	£122	MWINTCH6
	800mm	£152	MWINTCH8
	900mm	£179	MWINTCH9
1000mm	£185	MWINTCH10	







Low Wall Cabinets 574mm High

	1 Door Cabinet		
	300mm	£104	LW3
	400mm	£115	LW4
	450mm	£118	LW45
	500mm	£119	LW5
	600mm	£130	LW6
	Integrated Hood Housing		
	600mm	£122	LWINTCH6
	800mm	£153	LWINTCH8
	900mm	£164	LWINTCH9
1000mm	£171	LWINTCH10	




Special High Wall Cabinets

	Diagonal Corner		
	615x615mm	£197	HWNRDIA6
	L Shaped Corner		
	615x615mm	£247	HWNR6
	1-Door Glazed Cabinet		
	900Hx500W	£243	HW5G
	1252Hx500W	£303	THW5G
	Chisel End		
	300mm	£116	HWCH3
	Wine Rack MFC		
	150mm	£132	F_HWWIN15
	300mm	£194	F_HWWIN3
	Open Glass Shelf Cabinet		
	900Hx500W	£180	F_HWOSS
	1252Hx500W	£214	F_THWOSS

Special Medium Wall Cabinets

	Diagonal Corner		
	615x615mm	£196	MWCNRDIA6
	L Shaped Corner		
	615x615mm	£244	MWCNRL6
	1-Door Glazed Cabinet		
	720Hx500W	£221	MW5G
	1069Hx500W	£294	TMW5G
	Chisel End		
	300mm	£120	MWCH3
	Wine Rack MFC		
	150mm	£132	F_MWWIN15
	300mm	£194	F_MWWIN3
	Open Glass Shelf Cabinet		
	720Hx500W	£154	F_MWOSS
	1069Hx500W	£206	F_TMWOSS

Wall Bridging Cabinets

	Bridging Unit 450mm High		
	600mm	£84	HWBRG6
	Bridging Unit 360mm High		
	600mm	£86	TWBRG6
	900mm	£93	TWBRG9
	1000mm	£98	TWBRG10
	Bridging Unit 286mm High		
	600mm	£84	MWBRG6
	900mm	£89	MWBRG9
	1000mm	£94	MWBRG10

Fascia Matched Panels MFC

Base End Panel 900x650x18mm	£41	F_BP
Medium Wall End Panel 759x365mm	£32	F_MWP
High Wall End Panel 939x365mm	£38	F_HWP
Appliance Panel 2330x650x18mm	£95	F_FITPNL
B/Bar Panel 900x1865x18mm	£98	F_BB

Co-ordinating Replacement End Pairs MFC

	Add	
End Pair Base Full Height	£1	F_REPB/FH
End Pair Base Metabox 500	£1	F_REPB/DMB
End Pair Base Legrabox 450	£1	F_REPB/DLB
End Pair Medium Wall	£1	F_REPMW
End Pair High Wall	£1	F_REPHW
End Pair Tall M/Wall B/L & F/F, O/H, S/T	£1	F_REPTMW...
B/L & F/F - /BF, O/H - /OH, S/Tower - /SL		
End Pair Tall H/Wall B/L & F/F, O/H, S/T	£1	F_REPTHW...
B/L & F/F - /BF, O/H - /OH, S/Tower - /SL		

Fascia Matched Long Accessories
Cornice/Light Baffle

2700x77x18mm	£53	F_LFCORN
--------------	-----	----------

Plinth

2700x150x18mm	£42	F_PLIN
---------------	-----	--------

90 Deg Aluminium Corner

Pack of 5 - 18mm	£24	ALUPLC18
------------------	-----	----------

Alumium/Mirror Effect Plinth

Extruded Aluminium Effect Plinth	£80	EALUPLIN
2700x150mm		

Universal Connector for above

Extruded Mirror Effect Plinth	£15	EALUPLCN
2700x150mm		

Universal Connector for above

Clips for Extruded Plinth	£15	EMIRPLCN
Pack of 10		

Clips for Extruded Plinth

Pack of 10	£5	EPLICLIP
------------	----	----------

Cabinet Matched Panels

MFC Fitter Panel 2330x650x18mm	£95	C_FIT
MFC End Support Panel 900x650x18mm	£41	C_ENDSPT
MFC Shelf - Base Strip 1248x455x18mm	£29	C_BSHFSTR
MFC Shelf - Wall Strip 1248x278x18mm	£22	C_WSHFSTR

Additional Fittings

Zero Protrusion Hinge	£14	ZEROHIN
Flap Stay - 283x596 Flaps	£24	FSTAYSML
Flap Stay - Larger than 283x596 Flaps	£24	FSTAYLRG
Adjustable Leg & Block (Set of 4)	£15	LEGSET4
Brushed Steel Shelf Bracket	£51	SSSLFB
Door Damper with Bracket	£5	DOORDAMP
Hinge-Mounted Door Damper	£5	HDAMPER
Door Buffers (Pack of 50)	£8	DOORBUFF
Door Connecting Plate Pair	£8	DOORPLATE

All Lifestyle kitchens are supplied with soft close drawers. Prices shown do not include handles. All prices exclude VAT. Illustrations are not truly representative. E.&O.E. All measurements are in millimetres (mm).


01/10/2024

Base Cabinets 870mm High


Upgrade


Full Height

Full Height 1 Door			
	300mm	£131	BFH3
	400mm	£140	BFH4
	450mm	£145	BFH4S
	500mm	£150	BFH5
	600mm	£166	BFH6

Full Height 2 Door			
	800mm	£218	BFH8
	900mm	£226	BFH9
	1000mm	£209	BFH10

Drawer Line

Drawer Line 1 Drawer & 1 Door			
	300mm	£176 £215	BDL3
	400mm	£188 £230	BDL4
	450mm	£195 £237	BDL4S
	500mm	£203 £243	BDL5
	600mm	£218 £260	BDL6

Drawer Line 1 Drawer & 2 Door			
	800mm	£279 £315	BDL8W
	900mm	£289 £324	BDL9W
	1000mm	£275 £311	BDL10W

Drawer Line 2 Drawer & 2 Door			
	800mm	£313 £397	BDL8
	900mm	£325 £409	BDL9
	1000mm	£315 £393	BDL10

Drawer Cabinets

2 Drawer Pack			
	500mm	£258 £330	B2DP5
	600mm	£277 £350	B2DP6
	800mm	£322 £388	B2DP8
	900mm	£335 £398	B2DP9
	1000mm	£325 £396	B2DP10

3 Drawer Pack			
	500mm	£311 £422	B3DP5
	600mm	£331 £446	B3DP6
	800mm	£386 £489	B3DP8
	900mm	£402 £499	B3DP9
	1000mm	£390 £497	B3DP10

5 Drawer Pack			
	300mm	£336 £528	B5DP3
	400mm	£355 £565	B5DP4
	450mm	£369 £578	B5DP4S
	500mm	£387 £583	B5DP5
	600mm	£407 £617	B5DP6
	800mm	£488 £671	B5DP8
	900mm	£506 £680	B5DP9
	1000mm	£497 £680	B5DP10

Internal Fitment


Plastic Cutlery Tray 450	£26	CTRAY4S
Plastic Cutlery Tray 500	£27	CTRAY5
Plastic Cutlery Tray 600	£30	CTRAY6
Plastic Cutlery Tray 800	£40	CTRAY8
Plastic Cutlery Tray 900	£46	CTRAY9
Plastic Cutlery Tray 1000	£51	CTRAY10



Corner Cabinets 870mm High

Upgrade

Full Height Base Corner			
	800mm (400 door)	£196	BFHCNR8_4
	900mm (450 door)	£200	BFHCNR9_4S
	1000mm (500 door)	£179	BFHCNR10_5

Internal Fitment			
	Chrome 180 Deg Swivel Tray/Pr	£118	CCNRSWL


Drawer Line Base Corner			
	800mm (400 door)	£244 £286	BDLNR8_4
	900mm (450 door)	£250 £292	BDLNR9_4S
	1000mm (500 door)	£232 £271	BDLNR10_5


L' Shaped Base			
	915x915mm	£275	BFHLCNR9X9
Internal Fitment			
	Chrome 270 Deg Carousel	£252	CBCARTY
	Ivory 270 Deg Carousel	£169	IBCARTY

Special Base Cabinets 870mm High

	Base Chisel End	300mm	£143	BFHCH3
	Wine Rack MFC	150mm	£132	F_BWIN1S
		300mm	£194	F_BWIN3
	Base 150 to accept Pull-Out	150mm	£163	BFH1S


Under Oven Housing 870mm High

	Base Housing 600mm Oven	600mm	£100	BUOH6
---	-------------------------	-------	------	-------

Appliance Fascia			
	716x446mm	£58	FH45D
	716x596mm	£65	FH6D

Sink Cabinets 870mm High

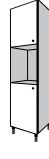
Single/Double Bowl			
	600mm	£172	SB6F
	800mm	£226	SB8F
	900mm	£235	SB9F
	1000mm	£219	SB10F
Single Bowl 1 Dummy D/Front			
	600mm	£189	SB6W
	800mm	£247	SB8W
	900mm	£256	SB9W
	1000mm	£240	SB10W

Double Bowl 2 Dummy D/Front			
	800mm	£262	SB8DB
	900mm	£272	SB9DB
	1000mm	£257	SB10DB

Additional Aluminium Rails			
	600mm	£6	ALUSRAIL6
	800mm	£8	ALUSRAIL8
	900mm	£9	ALUSRAIL9
	1000mm	£10	ALUSRAIL10

Tall Cabinets 2303mm High


Upgrade

Tall Oven Housing 600mm			
	600mm Oven	£403	TOH6_6A
	900mm Oven	£381	TOH6_9
	1000mm Oven	£392	TOH6_10
	1000mm Oven	£395	TOH6_10A
	1050mm Oven	£393	TOH6_10S
	1050mm Oven (1-Dwr)	£440 £476	TOH6_10S1D
	1200mm Oven (1-Dwr)	£425 £461	TOH6_1201D

Additional Oven Housing 600mm Shelf			
	600mm	£18	TOH6SHF

Fridge Freezer Housing 600mm			
	50/50	£431	TFH65050
	70/30	£432	TFH67030

Additional Fridge/Freezer 600mm Shelf			
	600mm	£18	TFH6SHF

Broom Cabinet			
	300mm	£325	TBL3
	500mm	£413	TBL5
	600mm	£445	TBL6

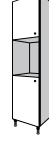
Pantry c/w 5 - 25mm Shelves			
	600mm	£636	TLPTRY6S
	1000mm	£967	TLPTRY10S

Tall Corner Walk-in Pantry			
	1090x1090mm	£1,118	TNRWIP109L/R

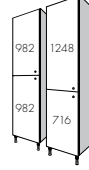
Spacetower			
	600mm	£1,284	TSPTOW6L/R

Tall Wine Rack MFC			
	150mm	£266	F_TLHWIN1S


Tall Cabinets 2121mm High

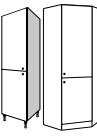
Tall Oven Housing 600mm			
	600mm Oven	£384	OH6_6
	900mm Oven	£365	OH6_9
	1000mm Oven	£380	OH6_10A
	1050mm Oven	£378	OH6_10S
	1050mm Oven (1-Dwr)	£424 £461	OH6_10S1D
	1200mm Oven (1-Dwr)	£409 £446	OH6_1201D

Additional Oven Housing 600mm Shelf			
	600mm	£18	OH6SHF

Fridge Freezer Housing 600mm			
	50/50	£412	FFH65050
	70/30	£413	FFH67030

Additional Fridge/Freezer 600mm Shelf			
	600mm	£18	FFH6SHF

Broom Cabinet			
	300mm	£313	BL3
	500mm	£397	BL5
	600mm	£427	BL6



Pantry 5 - 25mm Shelves			
	600mm	£608	LPTRY6S
	1000mm	£930	LPTRY10S

Tall Corner Walk-in Pantry			
	1090x1090mm	£1,076	CNRWIP109L/R



Spacetower			
	600mm	£1,266	SPTOW6L/R

Tall Wine Rack MFC			
	150mm	£248	F_TLMWIN1S

High Wall Cabinets 900mm High

	1 Door Cabinets		
	300mm	£140	HW3
	400mm	£158	HW4
	450mm	£165	HW45
	500mm	£172	HW5
600mm	£185	HW6	
	2 Door Cabinets		
	800mm	£253	HW8
	900mm	£263	HW9
	1000mm	£270	HW10



Medium Wall Cabinets 720mm High

	1 Door Cabinet		
	300mm	£127	MW3
	400mm	£141	MW4
	450mm	£146	MW45
	500mm	£151	MW5
600mm	£161	MW6	
	2 Door Cabinet		
	800mm	£220	MW8
	900mm	£229	MW9
	1000mm	£227	MW10







Integrated Hood Housing

	600mm	£157	MWINTCH6
	800mm	£209	MWINTCH8
	900mm	£224	MWINTCH9
	1000mm	£240	MWINTCH10







Low Wall Cabinets 574mm High

	1 Door Cabinet		
	300mm	£120	LW3
	400mm	£134	LW4
	450mm	£138	LW45
	500mm	£143	LW5
600mm	£150	LW6	
	Integrated Hood Housing		
	600mm	£143	LWINTCH6
	800mm	£191	LWINTCH8
	900mm	£204	LWINTCH9
1000mm	£218	LWINTCH10	




Special High Wall Cabinets

	Diagonal Corner		
	615x615mm	£212	HCNRDIA6
	L Shaped Corner		
	615x615mm	£265	HCNRL6
	1-Door Glazed Cabinet		
	900Hx500W	£306	HW5G
	1252Hx500W	£380	THW5G
	Chisel End		
	300mm	£155	HCCH3
	Wine Rack MFC		
	150mm	£132	F_HWWIN15
	300mm	£194	F_HWWIN3
	Open Glass Shelf Cabinet		
	900Hx500W	£180	F_HWOSS
	1252Hx500W	£214	F_THWOSS

Special Medium Wall Cabinets

	Diagonal Corner		
	615x615mm	£182	MWCNRDIA6
	L Shaped Corner		
	615x615mm	£231	MWCNRL6
	1-Door Glazed Cabinet		
	720Hx500W	£257	MW5G
	1069Hx500W	£348	TMW5G
	Chisel End		
	300mm	£143	MWCH3
	Wine Rack MFC		
	150mm	£132	F_MWWIN15
	300mm	£194	F_MWWIN3
	Open Glass Shelf Cabinet		
	720Hx500W	£154	F_MWOSS
	1069Hx500W	£206	F_TMWOSS

Wall Bridging Cabinets

	Bridging Unit 450mm High			
	600mm	£115	HWBRG6	
		Bridging Unit 360mm High		
		600mm	£107	TWBRG6
	900mm	£122	TWBRG9	
	1000mm	£131	TWBRG10	
	Bridging Unit 286mm High			
	600mm	£104	MWBRG6	
	900mm	£115	MWBRG9	
	1000mm	£121	MWBRG10	

Fascia Matched Panels

Base End Panel 900x650x18mm	£96	F_BP
Medium Wall End Panel 759x365mm	£52	F_MWP
High Wall End Panel 939x365mm	£60	F_HWP
Appliance Panel 2330x650x18mm	£226	F_FITPNL
B/Bar Panel 900x1600x18mm	£219	F_BBP

Fascia Matched Panels MFC

Please select from Locano

Co-ordinating Replacement End Pairs MFC

	Add	
End Pair Base Full Height	£1	F_REPB/FH
End Pair Base Metabox 500	£1	F_REPB/DMB
End Pair Base Legrabox 450	£1	F_REPB/DLB
End Pair Medium Wall	£1	F_REPMW
End Pair High Wall	£1	F_REPHW
End Pair Tall M/Wall B/L & F/F, O/H, S/T	£1	F_REPTMW...
B/L & F/F - /BF, O/H - /OH, S/Tower - /SL		
End Pair Tall H/Wall B/L & F/F, O/H, S/T	£1	F_REPTHW...
B/L & F/F - /BF, O/H - /OH, S/Tower - /SL		

Fascia Matched Long Accessories

Cornice/Light Baffle		
Cornice/Light Baffle 3000mm	£73	F_MCORN

Plinth

2700x150x18mm	£42	F_PLIN
---------------	-----	--------

90 Deg Aluminium Corner

Pack of 5 - 18mm	£24	ALUPLC18
------------------	-----	----------

Alumium/Mirror Effect Plinth

Extruded Aluminium Effect Plinth		
2700x150mm	£80	EALUPLIN
Universal Connector for above	£15	EALUPLCN
Extruded Mirror Effect Plinth		
2700x150mm	£80	EMIRPLIN
Universal Connector for above	£15	EMIRPLCN

Clips for Extruded Plinth

Pack of 10	£5	EPLICLIP
------------	----	----------

Cabinet Matched Panels

MFC Fitter Panel 2330x650x18mm	£95	C_FIT
MFC End Support Panel 900x650x18mm	£41	C_ENDSPT
MFC Shelf - Base Strip 1248x455x18mm	£29	C_BSHFSTR
MFC Shelf - Wall Strip 1248x278x18mm	£22	C_WSHFSTR



Additional Fittings

Zero Protrusion Hinge	£14	ZEROHIN
Flap Stay - 283x596 Flaps	£24	FSTAYSML
Flap Stay - Larger than 283x596 Flaps	£24	FSTAYLRG
Adjustable Leg & Block (Set of 4)	£15	LEGSET4
Brushed Steel Shelf Bracket	£51	SSSLFB
Door Damper with Bracket	£5	DOORDAMP
Hinge-Mounted Door Damper	£5	HDAMPER
Door Buffers (Pack of 50)	£8	DOORBUFF
Door Connecting Plate Pair	£8	DOORPLATE


All Lifestyle kitchens are supplied with soft close drawers. Prices shown do not include handles. All prices exclude VAT. Illustrations are not truly representative. E.&O.E. All measurements are in millimetres (mm).


Base Cabinets 870mm High


Full Height

Full Height 1 Door			
	300mm	£131	BFH3
	400mm	£141	BFH4
	450mm	£146	BFH45
	500mm	£150	BFH5
	600mm	£166	BFH6
Full Height 2 Door			
	800mm	£219	BFH8
	900mm	£226	BFH9
	1000mm	£208	BFH10

Drawer Line

Drawer Line 1 Drawer & 1 Door			
	300mm	£175 £213	BDL3
	400mm	£187 £228	BDL4
	450mm	£193 £235	BDL45
	500mm	£202 £241	BDL5
	600mm	£218 £260	BDL6

Drawer Line 1 Drawer & 2 Door			
	800mm	£277 £314	BDL8W
	900mm	£286 £321	BDL9W
	1000mm	£273 £309	BDL10W

Drawer Line 2 Drawer & 2 Door			
	800mm	£310 £394	BDL8
	900mm	£321 £405	BDL9
	1000mm	£311 £389	BDL10

Drawer Cabinets

2 Drawer Pack			
	500mm	£245 £317	B2DP5
	600mm	£263 £336	B2DP6
	800mm	£308 £374	B2DP8
	900mm	£321 £383	B2DP9
	1000mm	£309 £380	B2DP10

3 Drawer Pack			
	500mm	£307 £417	B3DP5
	600mm	£326 £441	B3DP6
	800mm	£382 £485	B3DP8
	900mm	£398 £496	B3DP9
	1000mm	£385 £493	B3DP10


5 Drawer Pack			
	300mm	£330 £522	B5DP3
	400mm	£345 £555	B5DP4
	450mm	£359 £569	B5DP45
	500mm	£378 £574	B5DP5
	600mm	£399 £608	B5DP6
	800mm	£477 £660	B5DP8
	900mm	£495 £668	B5DP9
	1000mm	£487 £669	B5DP10

Internal Fitment


Plastic Cutlery Tray 450	£26		CTRAY45
Plastic Cutlery Tray 500	£27	£27	CTRAY5
Plastic Cutlery Tray 600	£30	£30	CTRAY6
Plastic Cutlery Tray 800	£40		CTRAY8
Plastic Cutlery Tray 900	£46		CTRAY9
Plastic Cutlery Tray 1000	£51		CTRAY10

Upgrade


Corner Cabinets 870mm High

Full Height Base Corner		
	800mm (400 door)	£197
	900mm (450 door)	£200
	1000mm (500 door)	£178





Internal Fitment		
	Chrome 180 Deg Swivel Tray/Pr	£118

Drawer Line Base Corner			
	800mm (400 door)	£242 £284	BDLCNR8_4
	900mm (450 door)	£248 £290	BDLCNR9_45
	1000mm (500 door)	£230 £269	BDLCNR10_5

L' Shaped Base		
	915x915mm	£276

Internal Fitment		
	Chrome 270 Deg Carousel	£252
	Ivory 270 Deg Carousel	£169

Special Base Cabinets 870mm High




Curved End + 245mm + 15mm Spacer		
	310 x 310mm	£594
Base Chisel End		
	300mm	£149
Wine Rack MFC - Select from LOCANO		
	150mm	£132
	300mm	£194
	Base 150 to accept Pull-Out	£163


Under Oven Housing 870mm High

Base Housing 600mm Oven		
	600mm	£98

Appliance Fascia		
	716x446mm	£58
	716x596mm	£66


Sink Cabinets 870mm High

Single/Double Bowl			
	600mm	£172	SB6F
	800mm	£227	SB8F
	900mm	£235	SB9F
	1000mm	£218	SB10F
Single Bowl 1 Dummy D/Front			
	600mm	£189	SB6W
	800mm	£245	SB8W
	900mm	£253	SB9W
	1000mm	£238	SB10W
Double Bowl 2 Dummy D/Front			
	800mm	£259	SB8DB
	900mm	£267	SB9DB
	1000mm	£253	SB10DB


Additional Aluminium Rails		
	600mm	£6
	800mm	£8
	900mm	£9
	1000mm	£10


Upgrade

Tall Cabinets 2303mm High

Tall Oven Housing 600mm			
	600mm Oven	£405	TOH6_6A
	900mm Oven	£383	TOH6_9
	1000mm Oven	£394	TOH6_10
	1000mm Oven	£396	TOH6_10A
	1050mm Oven	£394	TOH6_10S
	1050mm Oven (1-Dwr)	£440 £477	TOH6_10S1D
	1200mm Oven (1-Dwr)	£424 £460	TOH6_1201D

Additional Oven Housing 600mm Shelf			
	600mm	£18	TOH6SHF
Fridge Freezer Housing 600mm			
	50/50	£435	TFH65050
	70/30	£433	TFH67030
Additional Fridge/Freezer 600mm Shelf			
	600mm	£18	TFH6SHF


Broom Cabinet			
	300mm	£327	TBL3
	500mm	£414	TBL5
	600mm	£448	TBL6

Pantry c/w 5 - 25mm Shelves			
	600mm	£640	TLPTRY6S
	1000mm	£970	TLPTRY10S


Tall Corner Walk-in Pantry			
	1090x1090mm	£1,267	TNRWIP109L/R

Spacetower			
	600mm	£1,286	TSPTOW6L/R
Tall Wine Rack MFC - Select from LOCANO			
	150mm	£266	F_TLHWIN15

Tall Cabinets 2121mm High

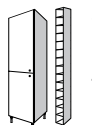
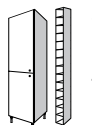
Tall Oven Housing 600mm			
	600mm Oven	£385	OH6_6
	900mm Oven	£366	OH6_9
	1000mm Oven	£380	OH6_10A
	1050mm Oven	£378	OH6_10S
	1050mm Oven (1-Dwr)	£424 £461	OH6_10S1D
	1200mm Oven (1-Dwr)	£408 £444	OH6_1201D

Additional Oven Housing 600mm Shelf			
	600mm	£18	OH6SHF
Fridge Freezer Housing 600mm			
	50/50	£414	FFH65050
	70/30	£416	FFH67030
Additional Fridge/Freezer 600mm Shelf			
	600mm	£18	FFH6SHF

Broom Cabinet			
	300mm	£315	BL3
	500mm	£397	BL5
	600mm	£429	BL6



Pantry 5 - 25mm Shelves			
	600mm	£610	LPTRY6S
	1000mm	£929	LPTRY10S

Tall Corner Walk-in Pantry			
	1090x1090mm	£1,206	CNRWIP109L/R



Spacetower			
	600mm	£1,269	SPTOW6L/R
Tall Wine Rack MFC - Select from LOCANO			
	150mm	£248	F_TLMWIN15

01/10/2024


High Wall Cabinets 900mm High

1 Door Cabinets			
	300mm	£141	HW3
	400mm	£160	HW4
	450mm	£166	HW45
	500mm	£173	HW5
	600mm	£186	HW6
2 Door Cabinets			
	800mm	£256	HW8
	900mm	£265	HW9
	1000mm	£273	HW10


Medium Wall Cabinets 720mm High

1 Door Cabinet			
	300mm	£127	MW3
	400mm	£142	MW4
	450mm	£146	MW45
	500mm	£151	MW5
	600mm	£162	MW6
2 Door Cabinet			
	800mm	£222	MW8
	900mm	£229	MW9
	1000mm	£226	MW10


Integrated Hood Housing

	600mm	£157	MWINTCH6
	800mm	£210	MWINTCH8
	900mm	£225	MWINTCH9
	1000mm	£239	MWINTCH10








Low Wall Cabinets 574mm High

1 Door Cabinet			
	300mm	£120	LW3
	400mm	£134	LW4
	450mm	£138	LW45
	500mm	£143	LW5
	600mm	£151	LW6








Integrated Hood Housing

	600mm	£144	LWINTCH6
	800mm	£192	LWINTCH8
	900mm	£203	LWINTCH9
	1000mm	£218	LWINTCH10



Special High Wall Cabinets

	Diagonal Corner 615x615mm	£220	HCNDRDIA6
	L' Shaped Corner 615x615mm	£267	HCNRL6
	1-Door Glazed Cabinet 900Hx500W	£265	HW5G
	1252Hx500W	£327	THW5G
	Curved End + 15mm Spacer 310 x 310mm (n/a White)	£585	HCUR3
	Chisel End 300mm	£156	HCCH3
	Wine Rack MFC - Select from LOCANO		
	150mm	£132	F_HWWIN15
	300mm	£194	F_HWWIN3
	Open Glass Shelf Cabinet 900Hx500W	£180	F_HWOSS
	1252Hx500W	£214	F_THWOSS

Special Medium Wall Cabinets

	Diagonal Corner 615x615mm	£188	MWCNDRDIA6
	L' Shaped Corner 615x615mm	£235	MWCNRL6
	1-Door Glazed Cabinet 720Hx500W	£227	MW5G
	1069Hx500W	£305	TMW5G
	Curved End + 15mm Spacer 310 x 310mm	£457	MWCUR3G
	Chisel End 300mm	£143	MWCH3
	Wine Rack MFC - Select from LOCANO		
	150mm	£132	F_MWWIN15
	300mm	£194	F_MWWIN3
	Open Glass Shelf Cabinet 720Hx500W	£154	F_MWOSS
	1069Hx500W	£206	F_TMWOSS

Wall Bridging Cabinets

	Bridging Unit 450mm High 600mm	£115	HWBRG6
	Bridging Unit 360mm High 600mm	£97	TWBRG6
	900mm	£112	TWBRG9
	1000mm	£120	TWBRG10
	Bridging Unit 286mm High 600mm	£100	MWBRG6
	900mm	£112	MWBRG9
	1000mm	£117	MWBRG10

Fascia Matched Panels

Base End Panel 900x650x18mm	£110	F_BP
Medium Wall End Panel 759x365mm	£57	F_MWP
High Wall End Panel 939x365mm	£66	F_HWP
Appliance Panel 2330x650x18mm	£260	F_FITPNL
B/Bar Panel 900x1600x18mm	£251	F_BBP

Co-ordinating Replacement End Pairs

	Add	
End Pair Base Full Height	£1	F_REPB/FH
End Pair Base Metabox 500	£1	F_REPB/DMB
End Pair Base Legrabox 450	£1	F_REPB/DLB
End Pair Medium Wall	£1	F_REPMW
End Pair High Wall	£1	F_REPHW
End Pair Tall M/Wall B/L & F/F, O/H, S/T	£1	F_REPTM...
B/L & F/F - /BF, O/H - /OH, S/Tower - /SL		
End Pair Tall H/Wall B/L & F/F, O/H, S/T	£1	F_REPTHW...
B/L & F/F - /BF, O/H - /OH, S/Tower - /SL		

Fascia Matched Long Accessories

Cornice/Light Baffle		
Cornice/Light Baffle 3000mm	£77	F_MCORN
Cornice/Light Baffle Curved	£67	F_MCORNCRV
Plinth		
2700x150x18mm	£50	F_PLIN
Curved	£69	F_PLINCRV
90 Deg Aluminium Corner		
Pack of 5 - 18mm	£24	ALUPLC18

Alumium/Mirror Effect Plinth

Extruded Aluminium Effect Plinth		
2700x150mm	£80	EALUPLIN
Curved	£95	EALUPLINCRV
Universal Connector for above	£15	EALUPLCN
Extruded Mirror Effect Plinth		
2700x150mm	£80	EMIRPLIN
Curved	£95	EMIRPLINCRV
Universal Connector for above	£15	EMIRPLCN
Clips for Extruded Plinth		
Pack of 10	£5	EPLICLIP

Cabinet Matched Panels

MFC Fitter Panel 2330x650x18mm	£95	C_FIT
MFC End Support Panel 900x650x18mm	£41	C_ENDSPT
MFC Shelf - Base Strip 1248x455x18mm	£29	C_BSHFSTR
MFC Shelf - Wall Strip 1248x278x18mm	£22	C_WSHFSTR

Additional Fittings

Zero Protrusion Hinge	£14	ZEROHIN
Flap Stay - 283x596 Flaps	£24	FSTAYSML
Flap Stay - Larger than 283x596 Flaps	£24	FSTAYLRG
Adjustable Leg & Block (Set of 4)	£15	LEGSET4
Brushed Steel Shelf Bracket	£51	SSSLFB
Door Damper with Bracket	£5	DOORDAMP
Hinge-Mounted Door Damper	£5	HDAMPER
Door Buffers (Pack of 50)	£8	DOORBUFF
Door Connecting Plate Pair	£8	DOORPLATE

All Lifestyle kitchens are supplied with soft close drawers. Prices shown do not include handles. All prices exclude VAT. Illustrations are not truly representative. E.&O.E. All measurements are in millimetres (mm).

Base Cabinets 870mm High

Upgrade

Full Height

Table with 4 columns: Full Height 1 Door (300mm, 400mm, 450mm, 500mm, 600mm) and codes (BFH3, BFH4, BFH45, BFH5, BFH6).

Table with 4 columns: Full Height 2 Door (800mm, 900mm, 1000mm) and codes (BFH8, BFH9, BFH10).

Drawer Line

Table with 5 columns: Drawer Line 1 Drawer & 1 Door (300mm to 600mm) and codes (BDL3 to BDL6).

Table with 5 columns: Drawer Line 1 Drawer & 2 Door (800mm, 900mm, 1000mm) and codes (BDL8W to BDL10W).

Table with 5 columns: Drawer Line 2 Drawer & 2 Door (800mm, 900mm, 1000mm) and codes (BDL8 to BDL10).

Drawer Cabinets

Table with 5 columns: 2 Drawer Pack (500mm, 600mm, 800mm, 900mm, 1000mm) and codes (B2DP5 to B2DP10).

Table with 5 columns: 3 Drawer Pack (500mm, 600mm, 800mm, 900mm, 1000mm) and codes (B3DP5 to B3DP10).

Table with 5 columns: 5 Drawer Pack (300mm, 400mm, 450mm, 500mm, 600mm, 800mm, 900mm, 1000mm) and codes (B5DP3 to B5DP10).

Internal Fitment

Table with 4 columns: Plastic Cutlery Tray (450, 500, 600, 800, 900, 1000) and codes (CTRAY45 to CTRAY10).

Corner Cabinets 870mm High

Upgrade

Table with 4 columns: Full Height Base Corner (800mm, 900mm, 1000mm) and codes (BFHCNR8_4 to BFHCNR10_5).

Internal Fitment

Table with 4 columns: Chrome 180 Deg Swivel Tray/Pr (Code: CCNRSWL, Price: £118).

Table with 5 columns: Drawer Line Base Corner (800mm, 900mm, 1000mm) and codes (BDLCNR8_4 to BDLCNR10_5).

Table with 4 columns: L' Shaped Base (915x915mm, Code: BFHLCNR9X9, Price: £274). Internal Fitment: Chrome 270 Deg Carousel (Code: CBCARTY, Price: £252), Ivory 270 Deg Carousel (Code: IBCARTY, Price: £169).

Special Base Cabinets 870mm High

Table with 4 columns: Base Chisel End (300mm, Code: BFHCH3, Price: £144).

Table with 4 columns: Wine Rack MFC (150mm, 300mm) and codes (F_BWIN15, F_BWIN3).

Table with 4 columns: Base 150 to accept Pull-Out (150mm, Code: BFH15, Price: £176).

Under Oven Housing 870mm High

Table with 4 columns: Base Housing 600mm Oven (600mm, Code: BUOH6, Price: £110).

Appliance Fascia

Table with 4 columns: Fascia (716x446mm, 716x596mm) and codes (FH45D, FH6D).

Sink Cabinets 870mm High

Table with 4 columns: Single/Double Bowl (600mm, 800mm, 900mm, 1000mm) and codes (SB6F to SB10F).

Table with 4 columns: Single Bowl 1 Dummy D/Front (600mm, 800mm, 900mm, 1000mm) and codes (SB6W to SB10W).

Table with 4 columns: Double Bowl 2 Dummy D/Front (800mm, 900mm, 1000mm) and codes (SB8DB to SB10DB).

Table with 4 columns: Additional Aluminium Rails (600mm, 800mm, 900mm, 1000mm) and codes (ALUSRAIL6 to ALUSRAIL10).

Tall Cabinets 2303mm High

Upgrade

Tall Oven Housing 600mm

Table with 4 columns: Tall Oven Housing (600mm to 1200mm) and codes (TOH6_6A to TOH6_1201D).

Additional Oven Housing 600mm Shelf

Table with 4 columns: Additional Oven Housing Shelf (600mm, Code: TOH6SHF, Price: £18).

Fridge Freezer Housing 600mm

Table with 4 columns: Fridge Freezer Housing (50/50, 70/30) and codes (TFH65050, TFH67030).

Additional Fridge/Freezer 600mm Shelf

Table with 4 columns: Additional Fridge/Freezer Shelf (600mm, Code: TFFH6SHF, Price: £18).

Broom Cabinet

Table with 4 columns: Broom Cabinet (300mm, 500mm, 600mm) and codes (TBL3 to TBL6).

Pantry c/w 5 - 25mm Shelves

Table with 4 columns: Pantry (600mm, 1000mm) and codes (TLPTRY6S, TLPTRY10S).

Tall Corner Walk-in Pantry

Table with 4 columns: Tall Corner Walk-in Pantry (1090x1090mm, Code: TCNRWIP109L/R, Price: £1,244).

Spacetower

Table with 4 columns: Spacetower (600mm, 150mm) and codes (TSPTOW6L/R, F_TLHWIN15).

Tall Cabinets 2121mm High

Tall Oven Housing 600mm

Table with 4 columns: Tall Oven Housing (600mm, 900mm, 1000mm, 1050mm, 1050mm (1-Dwr), 1200mm (1-Dwr)) and codes (OH6_6 to OH6_1201D).

Additional Oven Housing 600mm Shelf

Table with 4 columns: Additional Oven Housing Shelf (600mm, Code: OH6SHF, Price: £18).

Fridge Freezer Housing 600mm

Table with 4 columns: Fridge Freezer Housing (50/50, 70/30) and codes (FFH65050, FFH67030).

Additional Fridge/Freezer 600mm Shelf

Table with 4 columns: Additional Fridge/Freezer Shelf (600mm, Code: FFH6SHF, Price: £18).

Broom Cabinet

Table with 4 columns: Broom Cabinet (300mm, 500mm, 600mm) and codes (BL3 to BL6).

Pantry 5 - 25mm Shelves

Table with 4 columns: Pantry (600mm, 1000mm) and codes (LPTRY6S, LPTRY10S).



Tall Corner Walk-in Pantry

Table with 4 columns: Tall Corner Walk-in Pantry (1090x1090mm, Code: CNRWIP109L/R, Price: £1,181).



Spacetower

Table with 4 columns: Spacetower (600mm, 150mm) and codes (SPTOW6L/R, F_TLMWIN15).


High Wall Cabinets 900mm High

1 Door Cabinets			
	300mm	£152	HW3
	400mm	£165	HW4
	450mm	£169	HW45
	500mm	£173	HW5
	600mm	£180	HW6
2 Door Cabinets			
	800mm	£266	HW8
	900mm	£270	HW9
	1000mm	£272	HW10


Medium Wall Cabinets 720mm High

1 Door Cabinet			
	300mm	£131	MW3
	400mm	£142	MW4
	450mm	£145	MW45
	500mm	£148	MW5
	600mm	£154	MW6
2 Door Cabinet			
	800mm	£222	MW8
	900mm	£225	MW9
	1000mm	£221	MW10


Integrated Hood Housing

	600mm	£149	MWINTCH6
	800mm	£210	MWINTCH8
	900mm	£221	MWINTCH9
	1000mm	£233	MWINTCH10







Low Wall Cabinets 574mm High

1 Door Cabinet			
	300mm	£126	LW3
	400mm	£137	LW4
	450mm	£139	LW45
	500mm	£143	LW5
	600mm	£148	LW6







Integrated Hood Housing

	600mm	£141	LWINTCH6
	800mm	£198	LWINTCH8
	900mm	£207	LWINTCH9
	1000mm	£218	LWINTCH10




Special High Wall Cabinets

	Diagonal Corner 615x615mm	£220	HCNDRDIA6
	L Shaped Corner 615x615mm	£284	HCNRL6
	1-Door Glazed Cabinet 900Hx500W	£296	HW5G
	1252Hx500W	£361	THW5G
	Chisel End 300mm	£159	HCWCH3
	Wine Rack MFC 150mm	£132	F_HWWIN15
	300mm	£194	F_HWWIN3
	Open Glass Shelf Cabinet 900Hx500W	£180	F_HWOSS
	1252Hx500W	£214	F_THWOSS

Special Medium Wall Cabinets

	Diagonal Corner 615x615mm	£183	MWCNDRDIA6
	L Shaped Corner 615x615mm	£234	MWCNRL6
	1-Door Glazed Cabinet 720Hx500W	£253	MW5G
	1069Hx500W	£328	TMW5G
	Chisel End 300mm	£141	MWCH3
	Wine Rack MFC 150mm	£132	F_MWWIN15
	300mm	£194	F_MWWIN3
	Open Glass Shelf Cabinet 720Hx500W	£154	F_MWOSS
	1069Hx500W	£206	F_TMWOSS

Wall Bridging Cabinets

	Bridging Unit 450mm High 600mm	£115	HWBRG6
	Bridging Unit 360mm High 600mm	£109	TWBRG6
	900mm	£120	TWBRG9
	1000mm	£125	TWBRG10
	Bridging Unit 286mm High 600mm	£108	MWBRG6
	900mm	£117	MWBRG9
	1000mm	£121	MWBRG10

Fascia Matched Panels

Base End Panel 900x650x18mm	£91	F_BP
Medium Wall End Panel 759x365mm	£40	F_MWP
High Wall End Panel 939x365mm	£48	F_HWP
Appliance Panel 2330x650x18mm	£151	F_FITPNL
B/Bar Panel 900x1865x18mm (MFC)	£98	F_BBP

Fascia Matched Panels MFC

Please select from Locano Touch

Co-ordinating Replacement End Pairs MFC

Please select from LOCANO TOUCH		Add
End Pair Base Full Height	£1	F_REPB/FH
End Pair Base Metabox 500	£1	F_REPB/DMB
End Pair Base Legrabox 450	£1	F_REPB/DLB
End Pair Medium Wall	£1	F_REPMW
End Pair High Wall	£1	F_REPHW
End Pair Tall M/Wall B/L & F/F, O/H, S/T	£1	F_REPTMW...
B/L & F/F - /BF, O/H - /OH, S/Tower - /SL		
End Pair Tall H/Wall B/L & F/F, O/H, S/T	£1	F_REPTHW...
B/L & F/F - /BF, O/H - /OH, S/Tower - /SL		

Fascia Matched Long Accessories

Cornice/Light Baffle		
Cornice/Light Baffle 3000mm	£36	F_MCORN

Plinth

2700x150x18mm	£46	F_PLIN
---------------	-----	--------

90 Deg Aluminium Corner

Pack of 5 - 18mm	£24	ALUPLC18
------------------	-----	----------

Alumium/Mirror Effect Plinth

Extruded Aluminium Effect Plinth 2700x150mm	£80	EALUPLIN
Universal Connector for above	£15	EALUPLCN
Extruded Mirror Effect Plinth 2700x150mm	£80	EMIRPLIN
Universal Connector for above	£15	EMIRPLCN

Clips for Extruded Plinth

Pack of 10	£5	EPLICLIP
------------	----	----------

Cabinet Matched Panels

MFC Fitter Panel 2330x650x18mm	£95	C_FIT
MFC End Support Panel 900x650x18mm	£41	C_ENDSPT
MFC Shelf - Base Strip 1248x455x18mm	£29	C_BSHFSTR
MFC Shelf - Wall Strip 1248x278x18mm	£22	C_WSHFSTR

Additional Fittings

Zero Protrusion Hinge	£14	ZEROHIN
Flap Stay - 283x596 Flaps	£24	FSTAYSML
Flap Stay - Larger than 283x596 Flaps	£24	FSTAYLRG
Adjustable Leg & Block (Set of 4)	£15	LEGSET4
Brushed Steel Shelf Bracket	£51	SSSLFB
Door Damper with Bracket	£5	DOORDAMP
Hinge-Mounted Door Damper	£5	HDAMPER
Door Buffers (Pack of 50)	£8	DOORBUFF
Door Connecting Plate Pair	£8	DOORPLATE

All Lifestyle kitchens are supplied with soft close drawers. Prices shown do not include handles. All prices exclude VAT. Illustrations are not truly representative. E.&O.E. All measurements are in millimetres (mm).

Base Cabinets 870mm High

Upgrade

Full Height

Full Height 1 Door		
	300mm	£137 BFH3
	400mm	£143 BFH4
	450mm	£146 BFH45
	500mm	£149 BFH5
	600mm	£161 BFH6
Full Height 2 Door		
	800mm	£223 BFH8
	900mm	£226 BFH9
	1000mm	£206 BFH10

Drawer Line

Drawer Line 1 Drawer & 1 Door		
	300mm	£195 £234 BDL3
	400mm	£203 £244 BDL4
	450mm	£209 £251 BDL45
	500mm	£215 £254 BDL5
	600mm	£227 £268 BDL6
Drawer Line 1 Drawer & 2 Door		
	800mm	£294 £331 BDL8W
	900mm	£303 £338 BDL9W
	1000mm	£286 £323 BDL10W
Drawer Line 2 Drawer & 2 Door		
	800mm	£342 £426 BDL8
	900mm	£353 £437 BDL9
	1000mm	£338 £416 BDL10

Drawer Cabinets

2 Drawer Pack		
	500mm	£259 £330 B2DP5
	600mm	£273 £346 B2DP6
	800mm	£312 £378 B2DP8
	900mm	£321 £383 B2DP9
	1000mm	£305 £376 B2DP10
3 Drawer Pack		
	500mm	£338 £448 B3DP5
	600mm	£352 £467 B3DP6
	800mm	£405 £507 B3DP8
	900mm	£415 £513 B3DP9
	1000mm	£400 £508 B3DP10
5 Drawer Pack		
	300mm	£397 £588 B5DP3
	400mm	£407 £617 B5DP4
	450mm	£421 £631 B5DP45
	500mm	£436 £632 B5DP5
	600mm	£452 £661 B5DP6
	800mm	£526 £708 B5DP8
	900mm	£543 £717 B5DP9
	1000mm	£535 £718 B5DP10

Internal Fitment

Plastic Cutlery Tray 450	£26	CTRAY45
Plastic Cutlery Tray 500	£27	CTRAY5
Plastic Cutlery Tray 600	£30	CTRAY6
Plastic Cutlery Tray 800	£40	CTRAY8
Plastic Cutlery Tray 900	£46	CTRAY9
Plastic Cutlery Tray 1000	£51	CTRAY10

Corner Cabinets 870mm High

Upgrade

Full Height Base Corner		
	800mm (400 door)	£196 BFHCNR8_4
	900mm (450 door)	£198 BFHCNR9_45
	1000mm (500 door)	£175 BFHCNR10_5
Internal Fitment		
	Chrome 180 Deg Swivel Tray/Pr	£118 CCNRSWL

Drawer Line Base Corner		
	800mm (400 door)	£256 £298 BDLNR8_4
	900mm (450 door)	£261 £303 BDLNR9_45
	1000mm (500 door)	£241 £280 BDLNR10_5
	L' Shaped Base 915x915mm	£277 BFHLNR9X9

Internal Fitment		
	Chrome 270 Deg Carousel	£252 CBCARTY
	Ivory 270 Deg Carousel	£169 IBCARTY

Special Base Cabinets 870mm High

	Curved End + 245mm + 15mm Spacer 310 x 310mm	£719 BFHCUR3G
	Base Chisel End 300mm	£151 BFHCH3
Wine Rack MFC - Select from LOCANO TOUCH		
	150mm **	£132 F_BWIN15
	300mm **	£194 F_BWIN3
	Base 150 to accept Pull-Out 150mm	£176 BFH15

Under Oven Housing 870mm High

	Base Housing 600mm Oven 600mm	£110 BUOH6
Appliance Fascia		
	716x446mm	£58 FH45D
	716x596mm	£60 FH6D

Sink Cabinets 870mm High

Single/Double Bowl		
	600mm	£167 SB6F
	800mm	£231 SB8F
	900mm	£235 SB9F
	1000mm	£216 SB10F
Single Bowl 1 Dummy D/Front		
	600mm	£198 SB6W
	800mm	£262 SB8W
	900mm	£270 SB9W
	1000mm	£251 SB10W
Double Bowl 2 Dummy D/Front		
	800mm	£291 SB8DB
	900mm	£299 SB9DB
	1000mm	£280 SB10DB
Additional Aluminium Rails		
	600mm	£6 ALUSRIL6
	800mm	£8 ALUSRIL8
	900mm	£9 ALUSRIL9
	1000mm	£10 ALUSRIL10

Tall Cabinets 2303mm High

Upgrade

Tall Oven Housing 600mm		
	600mm Oven	£397 TOH6_6A
	900mm Oven	£377 TOH6_9
	1000mm Oven	£390 TOH6_10
	1000mm Oven	£392 TOH6_10A
	1050mm Oven	£390 TOH6_10S
	1050mm Oven (1-Dwr)	£437 £473 TOH6_10S1D
	1200mm Oven (1-Dwr)	£427 £464 TOH6_1201D

Additional Oven Housing 600mm Shelf		
	600mm	£18 TOH6SHF
Fridge Freezer Housing 600mm		
	50/50	£420 TFFH65050
	70/30	£417 TFFH67030
Additional Fridge/Freezer 600mm Shelf		
	600mm	£18 TFFH6SHF

Broom Cabinet		
	300mm	£349 TBL3
	500mm	£412 TBL5
	600mm	£433 TBL6
Pantry c/w 5 - 25mm Shelves		
	600mm	£624 TLPTRY6S
	1000mm	£964 TLPTRY10S
Tall Corner Walk-in Pantry		
	1090x1090mm	£1,252 TCNRWIP109L/R

Spacetower		
	600mm	£1,270 TSPTOW6L/R
Tall Wine Rack MFC - Select from LOCANO TOUCH		
	150mm **	£266 F_TLHWIN15

Tall Cabinets 2121mm High



Tall Oven Housing 600mm		
	600mm Oven	£375 OH6_6
	900mm Oven	£366 OH6_9
	1000mm Oven	£381 OH6_10A
	1050mm Oven	£380 OH6_10S
	1050mm Oven (1-Dwr)	£426 £463 OH6_10S1D
	1200mm Oven (1-Dwr)	£416 £452 OH6_1201D

Additional Oven Housing 600mm Shelf		
	600mm	£18 OH6SHF
Fridge Freezer Housing 600mm		
	50/50	£397 FFH65050
	70/30	£398 FFH67030
Additional Fridge/Freezer 600mm Shelf		
	600mm	£18 FFH6SHF



Broom Cabinet		
	300mm	£329 BL3
	500mm	£391 BL5
	600mm	£412 BL6
Pantry 5 - 25mm Shelves		
	600mm	£592 LPTRY6S
	1000mm	£918 LPTRY10S
Tall Corner Walk-in Pantry		
	1090x1090mm	£1,189 CNRWIL109L/R

Spacetower		
	600mm	£1,251 SPTOW6L/R
Tall Wine Rack MFC - Select from LOCANO TOUCH		
	150mm **	£248 F_TLHWIN15

High Wall Cabinets 900mm High

1 Door Cabinets			
	300mm	£154	HW3
	400mm	£167	HW4
	450mm	£171	HW45
	500mm	£175	HW5
	600mm	£183	HW6
2 Door Cabinets			
	800mm	£270	HW8
	900mm	£275	HW9
	1000mm	£276	HW10


Medium Wall Cabinets 720mm High

1 Door Cabinet			
	300mm	£132	MW3
	400mm	£144	MW4
	450mm	£146	MW45
	500mm	£150	MW5
	600mm	£156	MW6
2 Door Cabinet			
	800mm	£226	MW8
	900mm	£229	MW9
	1000mm	£225	MW10


Integrated Hood Housing

	600mm	£152	MWINTCH6
	800mm	£214	MWINTCH8
	900mm	£225	MWINTCH9
	1000mm	£237	MWINTCH10








Low Wall Cabinets 574mm High

1 Door Cabinet			
	300mm	£127	LW3
	400mm	£138	LW4
	450mm	£141	LW45
	500mm	£145	LW5
	600mm	£149	LW6








Integrated Hood Housing

	600mm	£142	LWINTCH6
	800mm	£199	LWINTCH8
	900mm	£210	LWINTCH9
	1000mm	£222	LWINTCH10




Special High Wall Cabinets

	Diagonal Corner 615x615mm	£227	HCNDRDIA6
	L' Shaped Corner 615x615mm	£290	HCNRL6
	1-Door Glazed Cabinet 900Hx500W	£299	HW5G
	1252Hx500W	£364	THW5G
	Curved End + 15mm Spacer 310 x 310mm	£588	HCUR3G
	Chisel End 300mm	£162	HCCH3
	Wine Rack MFC - Select from LOCANO TOUCH 150mm **	£132	F_HWWIN15
	300mm **	£194	F_HWWIN3
	Open Glass Shelf Cabinet 900Hx500W	£180	F_HWOSS
	1252Hx500W	£214	F_THWOSS

Special Medium Wall Cabinets

	Diagonal Corner 615x615mm	£190	MWCNDRDIA6
	L' Shaped Corner 615x615mm	£238	MWCNRL6
	1-Door Glazed Cabinet 720Hx500W	£255	MW5G
	1069Hx500W	£331	TMW5G
	Curved End + 15mm Spacer 310 x 310mm	£576	MWCUR3G
	Chisel End 300mm	£143	MWCH3
	Wine Rack MFC - Select from LOCANO TOUCH 150mm **	£132	F_MWWIN15
	300mm **	£194	F_MWWIN3
	Open Glass Shelf Cabinet 720Hx500W	£154	F_MWOSS
	1069Hx500W	£206	F_TMWOSS

Wall Bridging Cabinets

	Bridging Unit 450mm High 600mm	£116	HWBRG6
	Bridging Unit 360mm High 600mm	£102	TWBRG6
	900mm	£108	TWBRG9
	1000mm	£118	TWBRG10
	Bridging Unit 286mm High 600mm	£109	MWBRG6
	900mm	£115	MWBRG9
	1000mm	£120	MWBRG10

Fascia Matched Panels

Base End Panel 900x650x18mm	£91	F_BP
Medium Wall End Panel 759x365mm	£40	F_MWP
High Wall End Panel 939x365mm	£48	F_HWP
Appliance Panel 2330x650x18mm	£151	F_FITPNL
B/Bar Panel 900x1865x18mm (MFC) **	£98	F_BBP

Fascia Matched Panels MFC

Please select from Locano Touch
** Not available Dakar, Indigo Blue & Oyster

Co-ordinating Replacement End Pairs MFC

Please select from LOCANO TOUCH		Add
End Pair Base Full Height **	£1	F_REPB/FH
End Pair Base Metabox 500 **	£1	F_REPB/DMB
End Pair Base Legrabox 450 **	£1	F_REPB/DLB
End Pair Medium Wall **	£1	F_REPMW
End Pair High Wall **	£1	F_REPHW
End Pair Tall M/Wall B/L & F/F, O/H, S/T **	£1	F_REPTM...
B/L & F/F - /BF, O/H - /OH, S/Tower - /SL		
End Pair Tall H/Wall B/L & F/F, O/H, S/T **	£1	F_REPTH...
B/L & F/F - /BF, O/H - /OH, S/Tower - /SL		

Fascia Matched Long Accessories

Cornice/Light Baffle		
Traditional Cornice 3000mm	£40	F_TCORN
Cornice/Light Baffle 3000mm	£36	F_MCORN
Cornice/Light Baffle Curved	£71	F_MCORNCRV
Plinth		
2700x150x18mm	£47	F_PLIN
Curved	£26	F_PLINCRV
90 Deg Aluminium Corner		
Pack of 5 - 18mm	£24	ALUPLC18

Alumium/Mirror Effect Plinth

Extruded Aluminium Effect Plinth		
2700x150mm	£80	EALUPLIN
Curved	£95	EALUPLINCRV
Universal Connector for above	£15	EALUPLCN
Extruded Mirror Effect Plinth		
2700x150mm	£80	EMIRPLIN
Curved	£95	EMIRPLINCRV
Universal Connector for above	£15	EMIRPLCN

Clips for Extruded Plinth

Pack of 10	£5	EPLICLIP
------------	----	----------

Cabinet Matched Panels

MFC Fitter Panel 2330x650x18mm	£95	C_FIT
MFC End Support Panel 900x650x18mm	£41	C_ENDSPT
MFC Shelf - Base Strip 1248x455x18mm	£29	C_BSHFSTR
MFC Shelf - Wall Strip 1248x278x18mm	£22	C_WSHFSTR

Additional Fittings

Zero Protrusion Hinge	£14	ZEROHIN
Flap Stay - 283x596 Flaps	£24	FSTAYSML
Flap Stay - Larger than 283x596 Flaps	£24	FSTAYLRG
Adjustable Leg & Block (Set of 4)	£15	LEGSET4
Brushed Steel Shelf Bracket	£51	SSSLFB
Door Damper with Bracket	£5	DOORDAMP
Hinge-Mounted Door Damper	£5	HDAMPER
Door Buffers (Pack of 50)	£8	DOORBUFF
Door Connecting Plate Pair	£8	DOORPLATE

All Lifestyle kitchens are supplied with soft close drawers. Prices shown do not include handles. All prices exclude VAT. Illustrations are not truly representative. E.&O.E. All measurements are in millimetres (mm).

Base Cabinets 870mm High

Upgrade

Full Height



Full Height 1 Door

300mm	£134	BFH3
400mm	£144	BFH4
450mm	£150	BFH45
500mm	£155	BFH5
600mm	£171	BFH6

Full Height 2 Door



800mm	£226	BFH8
900mm	£234	BFH9
1000mm	£219	BFH10

Drawer Line



Drawer Line 1 Drawer & 1 Door

300mm	£179	£217	BDL3
400mm	£191	£233	BDL4
450mm	£199	£241	BDL45
500mm	£209	£248	BDL5
600mm	£225	£267	BDL6

Drawer Line 1 Drawer & 2 Door



800mm	£285	£321	BDL8W
900mm	£296	£331	BDL9W
1000mm	£285	£321	BDL10W

Drawer Line 2 Drawer & 2 Door

800mm	£318	£402	BDL8
900mm	£333	£417	BDL9
1000mm	£325	£403	BDL10

Drawer Cabinets



2 Drawer Pack

500mm	£263	£335	B2DP5
600mm	£282	£355	B2DP6
800mm	£328	£394	B2DP8
900mm	£344	£406	B2DP9
1000mm	£333	£404	B2DP10



3 Drawer Pack

500mm	£317	£428	B3DP5
600mm	£335	£450	B3DP6
800mm	£392	£495	B3DP8
900mm	£409	£506	B3DP9
1000mm	£398	£506	B3DP10



5 Drawer Pack

300mm	£336	£528	B5DP3
400mm	£355	£565	B5DP4
450mm	£373	£583	B5DP45
500mm	£392	£588	B5DP5
600mm	£411	£621	B5DP6
800mm	£493	£675	B5DP8
900mm	£510	£684	B5DP9
1000mm	£506	£689	B5DP10

Internal Fitment

Plastic Cutlery Tray 450	£26	CTRAY45	
Plastic Cutlery Tray 500	£27	£27	CTRAY5
Plastic Cutlery Tray 600	£30	£30	CTRAY6
Plastic Cutlery Tray 800	£40	CTRAY8	
Plastic Cutlery Tray 900	£46	CTRAY9	
Plastic Cutlery Tray 1000	£51	CTRAY10	

Corner Cabinets 870mm High

Upgrade



Full Height Base Corner

800mm (400 door)	£200	BFCNR8_4
900mm (450 door)	£204	BFCNR9_45
1000mm (500 door)	£184	BFCNR10_5

Internal Fitment

Chrome 180 Deg Swivel Tray/Pr	£118	CCNSWL
-------------------------------	------	--------



Drawer Line Base Corner

800mm (400 door)	£246	£288	BDLCNR8_4
900mm (450 door)	£254	£296	BDLCNR9_45
1000mm (500 door)	£237	£276	BDLCNR10_5



L' Shaped Base

915x915mm	£279	BFHLCNR9X9
-----------	------	------------

Internal Fitment

Chrome 270 Deg Carousel	£252	CBCARTY
Ivory 270 Deg Carousel	£169	IBCARTY

Special Base Cabinets 870mm High



Curved End + 245mm + 15mm Spacer

310 x 310mm	£645	BFHCUR3
-------------	------	---------



Base Chisel End

300mm	£147	BFHCH3
-------	------	--------



Wine Rack MFC - Select from LOCANO

150mm	£132	F_BWIN15
300mm	£194	F_BWIN3



Base 150 to accept Pull-Out

150mm	£164	BFH15
-------	------	-------

Under Oven Housing 870mm High



Base Housing 600mm Oven

600mm	£100	BUOH6
-------	------	-------

Appliance Fascia



716x446mm	£62	FH45D
716x596mm	£71	FH6D

Sink Cabinets 870mm High



Single/Double Bowl

600mm	£177	SB6F
800mm	£234	SB8F
900mm	£243	SB9F
1000mm	£229	SB10F



Single Bowl 1 Dummy D/Front

600mm	£196	SB6W
800mm	£252	SB8W
900mm	£263	SB9W
1000mm	£250	SB10W



Double Bowl 2 Dummy D/Front

800mm	£267	SB8DB
900mm	£280	SB9DB
1000mm	£267	SB10DB

Additional Aluminium Rails

600mm	£6	ALUSRIL6
800mm	£8	ALUSRIL8
900mm	£9	ALUSRIL9
1000mm	£10	ALUSRIL10

Tall Cabinets 2303mm High

Upgrade

Tall Oven Housing 600mm

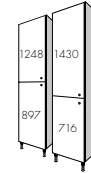


600mm Oven	£416	TOH6_6A	
900mm Oven	£392	TOH6_9	
1000mm Oven	£403	TOH6_10	
1000mm Oven	£404	TOH6_10A	
1050mm Oven	£402	TOH6_10S	
1050mm Oven (1-Dwr)	£448	£485	TOH6_10S1D
1200mm Oven (1-Dwr)	£431	£468	TOH6_1201D

Additional Oven Housing 600mm Shelf

600mm	£18	TOH6SHF
-------	-----	---------

Fridge Freezer Housing 600mm



50/50	£448	TFH65050
70/30	£449	TFH67030

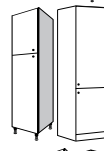
Additional Fridge/Freezer 600mm Shelf

600mm	£18	TFH6SHF
-------	-----	---------

Broom Cabinet

300mm	£334	TBL3
500mm	£426	TBL5
600mm	£461	TBL6

Pantry c/w 5 - 25mm Shelves

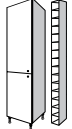


600mm	£653	TLPTRY6S
1000mm	£994	TLPTRY10S

Tall Corner Walk-in Pantry

1090x1090mm	£1,282	TNRWIP109L/R
-------------	--------	--------------

Spacetower



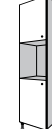
600mm	£1,301	TSPTOW6L/R
-------	--------	------------

Tall Wine Rack MFC - Select from LOCANO

150mm	£266	F_TLHWIN15
-------	------	------------

Tall Cabinets 2121mm High

Tall Oven Housing 600mm



600mm Oven	£394	OH6_6	
900mm Oven	£375	OH6_9	
1000mm Oven	£387	OH6_10A	
1050mm Oven	£385	OH6_10S	
1050mm Oven (1-Dwr)	£431	£468	OH6_10S1D
1200mm Oven (1-Dwr)	£414	£451	OH6_1201D

Additional Oven Housing 600mm Shelf

600mm	£18	OH6SHF
-------	-----	--------

Fridge Freezer Housing 600mm



50/50	£425	FFH65050
70/30	£428	FFH67030

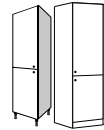
Additional Fridge/Freezer 600mm Shelf

600mm	£18	FFH6SHF
-------	-----	---------

Broom Cabinet

300mm	£322	BL3
500mm	£409	BL5
600mm	£442	BL6

Pantry 5 - 25mm Shelves

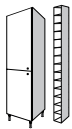


600mm	£623	LPTRY6S
1000mm	£955	LPTRY10S

Tall Corner Walk-in Pantry

1090x1090mm	£1,218	CNRWIP109L/R
-------------	--------	--------------

Spacetower





600mm	£1,281	SPTOW6L/R
-------	--------	-----------



Tall Wine Rack MFC - Select from LOCANO

150mm	£248	F_TLMWIN15
-------	------	------------

High Wall Cabinets 900mm High

1 Door Cabinets			
	300mm	£144	HW3
	400mm	£163	HW4
	450mm	£170	HW45
	500mm	£178	HW5
	600mm	£191	HW6
2 Door Cabinets			
	800mm	£263	HW8
	900mm	£273	HW9
	1000mm	£282	HW10



Medium Wall Cabinets 720mm High

1 Door Cabinet			
	300mm	£130	MW3
	400mm	£145	MW4
	450mm	£150	MW45
	500mm	£156	MW5
	600mm	£166	MW6
2 Door Cabinet			
	800mm	£229	MW8
	900mm	£237	MW9
	1000mm	£237	MW10








Integrated Hood Housing

	600mm	£162	MWINTCH6
	800mm	£217	MWINTCH8
	900mm	£233	MWINTCH9
	1000mm	£250	MWINTCH10








Low Wall Cabinets 574mm High

1 Door Cabinet			
	300mm	£122	LW3
	400mm	£136	LW4
	450mm	£141	LW45
	500mm	£147	LW5
	600mm	£155	LW6
Integrated Hood Housing			
	600mm	£148	LWINTCH6
	800mm	£196	LWINTCH8
	900mm	£210	LWINTCH9
	1000mm	£227	LWINTCH10


Special High Wall Cabinets

	Diagonal Corner 615x615mm	£216	HCNDRDIA6
	L' Shaped Corner 615x615mm	£269	HCNRL6
	1-Door Glazed Cabinet 900Hx500W	£312	HW5G
	1252Hx500W	£389	THW5G
	Curved End + 15mm Spacer 310 x 310mm	£622	HCUR3G
	Chisel End 300mm	£160	HCCH3
	Wine Rack MFC - Select from LOCANO		
	150mm	£132	F_HWWIN15
	300mm	£194	F_HWWIN3
	Open Glass Shelf Cabinet 900Hx500W	£180	F_HWOSS
	1252Hx500W	£214	F_THWOSS

Special Medium Wall Cabinets

	Diagonal Corner 615x615mm	£186	MWCNDRDIA6
	L' Shaped Corner 615x615mm	£234	MWCNRL6
	1-Door Glazed Cabinet 720Hx500W	£263	MW5G
	1069Hx500W	£356	TMW5G
	Curved End + 15mm Spacer 310 x 310mm	£505	MWCUR3
	Chisel End 300mm	£147	MWCH3
	Wine Rack MFC - Select from LOCANO		
	150mm	£132	F_MWWIN15
	300mm	£194	F_MWWIN3
	Open Glass Shelf Cabinet 720Hx500W	£154	F_MWOSS
	1069Hx500W	£206	F_TMWOSS

Wall Bridging Cabinets

	Bridging Unit 450mm High 600mm	£119	HWBRG6
	Bridging Unit 360mm High 600mm	£109	TWBRG6
	900mm	£126	TWBRG9
	1000mm	£135	TWBRG10
	Bridging Unit 286mm High 600mm	£106	MWBRG6
	900mm	£119	MWBRG9
	1000mm	£125	MWBRG10

Fascia Matched Panels

Base End Panel 900x650x18mm	£110	F_BP
Medium Wall End Panel 759x365mm	£57	F_MWP
High Wall End Panel 939x365mm	£66	F_HWP
Appliance Panel 2330x650x18mm	£260	F_FITPNL
B/Bar Panel 900x1600x18mm	£251	F_BBP

Co-ordinating Replacement End Pairs

	Add	
End Pair Base Full Height	£1	F_REPB/FH
End Pair Base Metabox 500	£1	F_REPB/DMB
End Pair Base Legrabox 450	£1	F_REPB/DLB
End Pair Medium Wall	£1	F_REPMW
End Pair High Wall	£1	F_REPHW
End Pair Tall M/Wall B/L & F/F, O/H, S/T	£1	F_REPTHW...
B/L & F/F - /BF, O/H - /OH, S/Tower - /SL		
End Pair Tall H/Wall B/L & F/F, O/H, S/T	£1	F_REPTHW...
B/L & F/F - /BF, O/H - /OH, S/Tower - /SL		

Fascia Matched Long Accessories

Cornice/Light Baffle		
Cornice/Light Baffle 3000mm	£77	F_MCORN
Cornice/Light Baffle Curved	£67	F_MCORNCRV
Plinth		
2700x150x18mm	£50	F_PLIN
Curved	£69	F_PLINCRV
90 Deg Aluminium Corner		
Pack of 5 - 18mm	£24	ALUPLC18

Alumium/Mirror Effect Plinth

Extruded Aluminium Effect Plinth		
2700x150mm	£80	EALUPLIN
Curved	£95	EALUPLINCRV
Universal Connector for above	£15	EALUPLCN
Extruded Mirror Effect Plinth		
2700x150mm	£80	EMIRPLIN
Curved	£95	EMIRPLINCRV
Universal Connector for above	£15	EMIRPLCN
Clips for Extruded Plinth		
Pack of 10	£5	EPLICLIP

Cabinet Matched Panels

MFC Fitter Panel 2330x650x18mm	£95	C_FIT
MFC End Support Panel 900x650x18mm	£41	C_ENDSPT
MFC Shelf - Base Strip 1248x455x18mm	£29	C_BSHFSTR
MFC Shelf - Wall Strip 1248x278x18mm	£22	C_WSHFSTR

Additional Fittings


Zero Protrusion Hinge	£14	ZEROHIN
Flap Stay - 283x596 Flaps	£24	FSTAYSML
Flap Stay - Larger than 283x596 Flaps	£24	FSTAYLRG
Adjustable Leg & Block (Set of 4)	£15	LEGSET4
Brushed Steel Shelf Bracket	£51	SSSLFB
Door Damper with Bracket	£5	DOORDAMP
Hinge-Mounted Door Damper	£5	HDAMPER
Door Buffers (Pack of 50)	£8	DOORBUFF
Door Connecting Plate Pair	£8	DOORPLATE


All Lifestyle kitchens are supplied with soft close drawers. Prices shown do not include handles. All prices exclude VAT. Illustrations are not truly representative. E.&O.E. All measurements are in millimetres (mm).

Base Cabinets 870mm High


Upgrade


Full Height


Full Height 1 Door		
	300mm	£140 BFH3
	400mm	£153 BFH4
	450mm	£160 BFH45
	500mm	£165 BFH5
	600mm	£183 BFH6

Full Height 2 Door		
	800mm	£243 BFH8
	900mm	£254 BFH9
	1000mm	£237 BFH10

Drawer Line

Drawer Line 1 Drawer & 1 Door			
	300mm	£185 £224	BDL3
	400mm	£198 £240	BDL4
	450mm	£206 £248	BDL45
	500mm	£216 £255	BDL5
	600mm	£234 £276	BDL6

Drawer Line 1 Drawer & 2 Door			
	800mm	£299 £335	BDL8W
	900mm	£310 £345	BDL9W
	1000mm	£301 £337	BDL10W

Drawer Line 2 Drawer & 2 Door			
	800mm	£333 £417	BDL8
	900mm	£347 £431	BDL9
	1000mm	£340 £418	BDL10

Drawer Cabinets

2 Drawer Pack			
	500mm	£273 £345	B2DP5
	600mm	£294 £367	B2DP6
	800mm	£343 £409	B2DP8
	900mm	£360 £423	B2DP9
	1000mm	£348 £419	B2DP10

3 Drawer Pack			
	500mm	£326 £437	B3DP5
	600mm	£345 £460	B3DP6
	800mm	£404 £507	B3DP8
	900mm	£422 £519	B3DP9
	1000mm	£412 £520	B3DP10


5 Drawer Pack			
	300mm	£340 £532	B5DP3
	400mm	£355 £565	B5DP4
	450mm	£369 £578	B5DP45
	500mm	£387 £583	B5DP5
	600mm	£407 £617	B5DP6
	800mm	£488 £671	B5DP8
	900mm	£506 £680	B5DP9
	1000mm	£502 £684	B5DP10

Internal Fitment


Plastic Cutlery Tray 450	£26	CTRAY45
Plastic Cutlery Tray 500	£27	CTRAY5
Plastic Cutlery Tray 600	£30	CTRAY6
Plastic Cutlery Tray 800	£40	CTRAY8
Plastic Cutlery Tray 900	£46	CTRAY9
Plastic Cutlery Tray 1000	£51	CTRAY10


Corner Cabinets 870mm High

Upgrade

Full Height Base Corner		
	800mm (400 door)	£209 BFHCNR8_4
	900mm (450 door)	£214 BFHCNR9_45
	1000mm (500 door)	£193 BFHCNR10_5


Internal Fitment		
	Chrome 180 Deg Swivel Tray/Pr	£118 CCNRSWL


Drawer Line Base Corner		
	800mm (400 door)	£254 £296 BDLCNR8_4
	900mm (450 door)	£261 £303 BDLCNR9_45
	1000mm (500 door)	£244 £283 BDLCNR10_5


L' Shaped Base		
	915x915mm	£287 BFHLNCR9X9

Internal Fitment		
	Chrome 270 Deg Carousel	£252 CBCARTY
	Ivory 270 Deg Carousel	£169 IBCARTY


Special Base Cabinets 870mm High


Base Chisel End		
	300mm	£155 BFHCH3

Wine Rack MFC		
	150mm	£132 F_BWIN15
	300mm	£194 F_BWIN3


Base 150 to accept Pull-Out		
	150mm	£164 BFH15


Under Oven Housing 870mm High


Base Housing 600mm Oven		
	600mm	£100 BUOH6


Appliance Fascia		
	716x446mm	£72 FH45D
	716x596mm	£83 FH6D

Sink Cabinets 870mm High

Single/Double Bowl		
	600mm	£189 SB6F
	800mm	£251 SB8F
	900mm	£263 SB9F
	1000mm	£247 SB10F


Single Bowl 1 Dummy D/Front		
	600mm	£205 SB6W
	800mm	£267 SB8W
	900mm	£278 SB9W
	1000mm	£266 SB10W


Double Bowl 2 Dummy D/Front		
	800mm	£282 SB8DB
	900mm	£293 SB9DB
	1000mm	£282 SB10DB


Additional Aluminium Rails		
	600mm	£6 ALUSRAIL6
	800mm	£8 ALUSRAIL8
	900mm	£9 ALUSRAIL9
	1000mm	£10 ALUSRAIL10


Tall Cabinets 2303mm High


Upgrade

Tall Oven Housing 600mm		
	600mm Oven	£440 TOH6_6A
	900mm Oven	£414 TOH6_9
	1000mm Oven	£423 TOH6_10
	1000mm Oven	£424 TOH6_10A
	1050mm Oven	£418 TOH6_10S
	1050mm Oven (1-Dwr)	£466 £502 TOH6_10S1D
	1200mm Oven (1-Dwr)	£448 £485 TOH6_1201D


Additional Oven Housing 600mm Shelf		
	600mm	£18 TOH6SHF

Fridge Freezer Housing 600mm		
	50/50	£485 TFFH65050
	70/30	£485 TFFH67030


Additional Fridge/Freezer 600mm Shelf		
	600mm	£18 TFFH6SHF

Broom Cabinet		
	300mm	£351 TBL3
	500mm	£457 TBL5
	600mm	£499 TBL6

Pantry c/w 5 - 25mm Shelves		
	600mm	£690 TLPTRY6S
	1000mm	£1,056 TLPTRY10S


Tall Corner Walk-in Pantry		
	1090x1090mm	£1,187 TCNRWIP109L/R


Spacetower		
	600mm	£1,354 TSPTOW6L/R


Tall Wine Rack MFC		
	150mm	£266 F_TLHWIN15


Tall Cabinets 2121mm High


Tall Oven Housing 600mm		
	600mm Oven	£417 OH6_6
	900mm Oven	£393 OH6_9
	1000mm Oven	£403 OH6_10A
	1050mm Oven	£396 OH6_10S
	1050mm Oven (1-Dwr)	£444 £480 OH6_10S1D
	1200mm Oven (1-Dwr)	£427 £463 OH6_1201D


Additional Oven Housing 600mm Shelf		
	600mm	£18 OH6SHF

Fridge Freezer Housing 600mm		
	50/50	£460 FFH65050
	70/30	£462 FFH67030


Additional Fridge/Freezer 600mm Shelf		
	600mm	£18 FFH6SHF

Broom Cabinet		
	300mm	£338 BL3
	500mm	£436 BL5
	600mm	£475 BL6



Pantry 5 - 25mm Shelves		
	600mm	£656 LPTRY6S
	1000mm	£1,008 LPTRY10S

Tall Corner Walk-in Pantry		
	1090x1090mm	£1,141 CNRWIP109L/R



Spacetower		
	600mm	£1,330 SPTOW6L/R

Tall Wine Rack MFC		
	150mm	£248 F_TLHWIN15


High Wall Cabinets 900mm High

	1 Door Cabinets		
	300mm	£151	HW3
	400mm	£173	HW4
	450mm	£182	HW45
	500mm	£191	HW5
600mm	£207	HW6	
	2 Door Cabinets		
	800mm	£283	HW8
	900mm	£296	HW9
	1000mm	£309	HW10



Medium Wall Cabinets 720mm High

	1 Door Cabinet		
	300mm	£136	MW3
	400mm	£154	MW4
	450mm	£160	MW45
	500mm	£165	MW5
600mm	£178	MW6	
	2 Door Cabinet		
	800mm	£245	MW8
	900mm	£257	MW9
	1000mm	£256	MW10







Integrated Hood Housing

	600mm	£174	MWINTCH6
	800mm	£234	MWINTCH8
	900mm	£253	MWINTCH9
	1000mm	£268	MWINTCH10







Low Wall Cabinets 574mm High

	1 Door Cabinet		
	300mm	£128	LW3
	400mm	£144	LW4
	450mm	£149	LW45
	500mm	£155	LW5
	600mm	£165	LW6
	Integrated Hood Housing		
	600mm	£158	LWINTCH6
	800mm	£211	LWINTCH8
	900mm	£225	LWINTCH9
1000mm	£243	LWINTCH10	




Special High Wall Cabinets

	Diagonal Corner		
	615x615mm	£226	HWNRDIA6
	L Shaped Corner		
	615x615mm	£277	HWNRRL6
	1-Door Glazed Cabinet		
	900Hx500W	£305	HW5G
	1252Hx500W	£381	THW5G
	Chisel End		
	300mm	£172	HWCH3
	Wine Rack MFC		
	150mm	£132	F_HWWIN15
	300mm	£194	F_HWWIN3
	Open Glass Shelf Cabinet		
	900Hx500W	£180	F_HWOSS
	1252Hx500W	£214	F_THWOSS

Special Medium Wall Cabinets

	Diagonal Corner		
	615x615mm	£194	MWCNRDIA6
	L Shaped Corner		
	615x615mm	£240	MWCNRL6
	1-Door Glazed Cabinet		
	720Hx500W	£265	MW5G
	1069Hx500W	£350	TMW5G
	Chisel End		
	300mm	£157	MWCH3
	Wine Rack MFC		
	150mm	£132	F_MWWIN15
	300mm	£194	F_MWWIN3
	Open Glass Shelf Cabinet		
	720Hx500W	£154	F_MWOSS
	1069Hx500W	£206	F_TMWOSS

Wall Bridging Cabinets

	Bridging Unit 450mm High		
	600mm	£125	HWBRG6
	Bridging Unit 360mm High		
	600mm	£114	TWBRG6
	900mm	£153	TWBRG9
	1000mm	£142	TWBRG10
	Bridging Unit 286mm High		
	600mm	£109	MWBRG6
	900mm	£147	MWBRG9
	1000mm	£131	MWBRG10

Fascia Matched Panels

Base End Panel 900x650x18mm	£96	F_BP
Medium Wall End Panel 759x365mm	£52	F_MWP
High Wall End Panel 939x365mm	£60	F_HWP
Appliance Panel 2330x650x18mm	£226	F_FITPNL
B/Bar Panel 900x1600x18mm	£219	F_BBP

Fascia Matched Panels MFC

Please select from Locano

Co-ordinating Replacement End Pairs MFC

	Add	
End Pair Base Full Height	£1	F_REPB/FH
End Pair Base Metabox 500	£1	F_REPB/DMB
End Pair Base Legrabox 450	£1	F_REPB/DLB
End Pair Medium Wall	£1	F_REPMW
End Pair High Wall	£1	F_REPHW
End Pair Tall M/Wall B/L & F/F, O/H, S/T	£1	F_REPTMW...
B/L & F/F - /BF, O/H - /OH, S/Tower - /SL		
End Pair Tall H/Wall B/L & F/F, O/H, S/T	£1	F_REPTHW...
B/L & F/F - /BF, O/H - /OH, S/Tower - /SL		

Fascia Matched Long Accessories

Cornice/Light Baffle		
Cornice/Light Baffle 3000mm	£73	F_MCORN

Plinth

2700x150x18mm	£42	F_PLIN
---------------	-----	--------

90 Deg Aluminium Corner

Pack of 5 - 18mm	£24	ALUPLC18
------------------	-----	----------

Alumium/Mirror Effect Plinth

Extruded Aluminium Effect Plinth		
2700x150mm	£80	EALUPLIN
Curved	£95	EALUPLINCRV
Universal Connector for above	£15	EALUPLCN
Extruded Mirror Effect Plinth		
2700x150mm	£80	EMIRPLIN

Universal Connector for above

	£15	EMIRPLCN
--	-----	----------

Clips for Extruded Plinth

Pack of 10	£5	EPLICLIP
------------	----	----------

Cabinet Matched Panels

MFC Fitter Panel 2330x650x18mm	£95	C_FIT
MFC End Support Panel 900x650x18mm	£41	C_ENDSPT
MFC Shelf - Base Strip 1248x455x18mm	£29	C_BSHFSTR
MFC Shelf - Wall Strip 1248x278x18mm	£22	C_WSHFSTR

Additional Fittings

Zero Protrusion Hinge	£14	ZEROHIN
Flap Stay - 283x596 Flaps	£24	FSTAYSML
Flap Stay - Larger than 283x596 Flaps	£24	FSTAYLRG
Adjustable Leg & Block (Set of 4)	£15	LEGSET4
Brushed Steel Shelf Bracket	£51	SSSLFB
Door Damper with Bracket	£5	DOORDAMP
Hinge-Mounted Door Damper	£5	HDAMPER
Door Buffers (Pack of 50)	£8	DOORBUFF
Door Connecting Plate Pair	£8	DOORPLATE

All Lifestyle kitchens are supplied with soft close drawers. Prices shown do not include handles. All prices exclude VAT. Illustrations are not truly representative. E.&O.E. All measurements are in millimetres (mm).



BIRD NEST KNOB CHROME
32mm diameter
44mm High IKH0046
£20.85



BIRD NEST KNOB SATIN
32mm diameter
44mm High IKH0047
£20.85



SQUARED ROUND KNOB CHROME
34mm diameter
31mm High IKH0085
£28.49



SQUARED ROUND KNOB BRUSHED BRASS
34mm diameter
31mm High IKH0086
£28.49



OAK KNOB UN-FINISHED
43mm diameter
30mm High IKH0112
£4.71



TRADITIONAL COPPER KNOB
38mm diameter
32mm High IKH0127
£7.81



MODERN COPPER KNOB
35mm diameter
30mm High IKH0125
£7.81



KNURLED KNOB CHROME
29mm diameter
29mm High IKH0070
£15.18



KNURLED KNOB & BACKPLATE* CHROME
29mm diameter
32mm High IKH0071
£30.62



KNURLED KNOB CHROME
35mm diameter
31mm High IKH0072
£22.81



KNURLED KNOB & BACKPLATE* CHROME
35mm diameter
34mm High IKH0073
£38.96



KNURLED KNOB BRUSHED BRASS
29mm diameter
29mm High IKH0074
£15.18



KNURLED KNOB & BACKPLATE* BRUSHED BRASS
29mm diameter
32mm High IKH0075
£30.62



KNURLED KNOB BRUSHED BRASS
35mm diameter
31mm High IKH0076
£22.81



KNURLED KNOB & BACKPLATE* BRUSHED BRASS
35mm diameter
34mm High IKH0077
£38.96



KNURLED KNOB BLACK
29mm diameter
29mm High IKH0078
£15.81



KNURLED KNOB & BACKPLATE* BLACK
29mm diameter
32mm High IKH0079
£30.62



KNURLED KNOB BLACK
35mm diameter
31mm High IKH0080
£22.81



KNURLED KNOB & BACKPLATE* BLACK
35mm diameter
34mm High IKH0081
£38.96

* BACKPLATE 70x22mm



KNURLED 'T' BAR CHROME
160mm (200mm overall) 34mm High IKH0082
£27.16



KNURLED 'T' BAR BRUSHED BRASS
160mm (200mm overall) 34mm High IKH0083
£27.16



KNURLED 'T' BAR BLACK
160mm (200mm overall) 34mm High IKH0084
£27.16



COPPER EFFECT HANDLE
96mm (175mm overall) 30mm High IKH0122
£10.12



COPPER EFFECT BOW HANDLE
128mm (207mm overall) 30mm High IKH0123
£10.38



BRUSHED SHADOW HANDLE
200mm Overall 22mm High IKH0128
£11.98

40mm Overall
22mm High IKH0129
£5.59



COPPER SHADOW HANDLE
200mm Overall 22mm High IKH0132
£11.98

40mm Overall
22mm High IKH0133
£5.59



ANTHRACITE SHADOW HANDLE
200mm Overall 22mm High IKH0130
£11.98

40mm Overall
22mm High IKH0131
£5.59



All prices exclude VAT. Illustrations are not truly representative. E.& O.E. All measurements are in millimetres (mm).

UPGRADE to soft close 450 depth Legrabox drawers.

HANDLES



LIFESTYLE



S/STEEL EFFECT 'D' HANDLE 30mm High

- | | | | |
|-------------------------------|---------------|---------------------------------|---------------|
| 64mm (72mm overall) IKH0100 | £11.10 | 480mm (488mm overall) IKH0014 | £16.33 |
| 96mm (104mm overall) IKH0101 | £11.10 | 608mm (616mm overall) IKH0015 | £19.17 |
| 192mm (200mm overall) IKH0011 | £11.10 | 768mm (776mm overall) IKH0016 | £20.95 |
| 288mm (296mm overall) IKH0012 | £12.96 | 1024mm (1032mm overall) IKH0088 | £32.04 |
| 384mm (392mm overall) IKH0013 | £12.96 | 1408mm (1416mm overall) IKH0089 | £37.63 |



MATT NICKEL THIN BOW HANDLE
192mm (205mm overall) 28mm High IKH0062
£11.10



BRUSHED BOW STRIPE HANDLE
160mm (175mm overall) 34mm High IKH0097
£7.99



THICK / THIN BOW HANDLE
160mm (180mm overall) 36mm High IKH0098
£14.11



WRAPOVER BOW HANDLE
128mm (148mm overall) 32mm High IKH0099
£14.11



BRIGHT CHROME CRYSTAL KNOB
24mm Diameter 22mm High IKH0121
£8.61



BRIGHT CHROME CRYSTAL BAR 160
160mm (200mm overall) 26mm High IKH0120
£17.31



ALUMINIUM EFFECT SQUARE 'D' HANDLE
192mm (198mm overall) 28mm High IKH0022
£8.97



ALUMINIUM EFFECT BOW 'D' HANDLE
160mm (209mm overall) 29mm High IKH0010
£11.10



SHAKER 'D' HANDLE 27mm High
320mm (357mm overall) IKH0020
£12.96



MATT CHROME INGOT BAR 192
192mm (205mm overall) 29mm High IKH0052
£11.80



STEEL ROUND 'T' BAR HANDLE 31mm High
128mm (186mm Overall) IKH0090 **£1.60**
184mm (244mm overall) IKH0091 **£3.73**
284mm (344mm overall) IKH0092 **£5.14**



GOTHIC PEWTER DOOR 'D' HANDLE IKH0068
204mm (215mm overall) 35mm High
£8.97



GOTHIC PEWTER DRAWER FRONT SHELL HANDLE 64mm (88mm overall) 31mm High IKH0069
£8.97



ROUND PEWTER KNOB LARGE
40mm Diameter 28mm High IKH0116
£6.48



ROUND PEWTER KNOB SMALL
34mm Diameter 25mm High IKH0115
£4.26



ANTIQUED IRON SHELL HANDLE
64mm (99mm overall) 23mm High IKH0044
£8.97



ANTIQUED IRON KNOB
34mm Diameter 30mm High IKH0045
£8.97



ANTIQUED BRONZED SHELL HANDLE
64mm (99mm overall) 23mm High IKH0041
£8.97



ANTIQUED BRONZED KNOB
34mm Diameter 30mm High IKH0042
£8.97



CLASSIC PEWTER/WHITE HANDLE
128mm (154mm overall) 42mm High IKH0113
£11.80



CLASSIC PEWTER/WHITE KNOB 88mm Width 42mm High IKH0114
£8.97



AGED PEWTER 'D' HANDLE
96mm (142mm overall) 25mm High IKH0061
£8.97



AGED PEWTER SHELL HANDLE
64mm (98mm overall) 23mm High IKH0060
£8.97



BLACK POLISH SHELL HANDLE
75mm (92mm overall) 20mm High IKH0037
£12.33



BLACK POLISH KNOB & BACKPLATE
32mm Diameter 36mm High IKH0036
£12.33



CHROME SHELL HANDLE
96mm (131mm Overall) 29mm High IKH0039
£24.58



CHROME KNOB & BACKPLATE
31mm Diameter 29mm High IKH0038
£12.96



BRIGHT CHROME SQ BOW HANDLE
192mm (204mm overall) 25mm High IKH0118
£17.31



BEVEL EDGE 'D' HANDLE CHROME
160mm (205mm overall) 30mm High IKH0055
£16.33

01/10/2024



LOCANO


LOCANO TOUCH

ALTO

NOVA



Pure White



Cashmere



Pure White



Cashmere



Fawn



Grey



White



Grey



Fawn



Grey



Vintage Grey



Grey Isle



Grey Mist



Grey Mist



Anthracite



Jade Green



Stone Grey



Urban Oak



Park Oak



Grey Cloud



Blue Dusk



Aged Oak



Aegean Blue



Forest Green

01/10/2024

UPGRADE to soft close 450 depth
Legrabox drawers.

DOOR STYLES



LIFESTYLE

SALSA



GALA



NOVA J



SOLO



Grey

Cashmere



Oyster

Grey



White

Grey



Fawn

Grey



Aegean Blue



Cashmere

Dakar



Forest Green

Indigo Blue




Grey Mist

01/10/2024

Cool grey cabinet featuring soft close drawers and doors on a solid robust cabinet, at an affordable price.

WALL CABINETS


- A 8mm back panel
- B Hardwearing colour co-ordinated 0.8mm thick durable radius edging
- C 18mm shelves
- D 18mm cabinet Robust camlock and wooden dowel construction
- E Strong, adjustable and concealed wall hanging bracket
- F Clip-on hinges fully adjustable in three directions for perfect alignment
- G Soft close hinge dampner



OPTIONAL CABINET UPGRADE With a choice of five colours and featuring luxury Blum Legrabox drawers.

WALL CABINETS

- A 8mm back panel
- B Hardwearing colour co-ordinated 0.8mm thick durable radius edging
- C 18mm shelves edged all round
- D 18mm cabinet Robust camlock and wooden dowel construction
- E Strong, adjustable and concealed wall hanging bracket
- F Clip-on hinges fully adjustable in three directions for perfect alignment
- G Soft close hinge dampner



BASE CABINETS

- H Blum Metabox soft-close drawers
- I Hardwearing colour co-ordinated 0.8mm thick durable radius edging
- J 18mm shelves
- K 18mm back panel
- L 18mm cabinet Robust camlock and wooden dowel construction
- M Clip-on hinges fully adjustable in three directions for perfect alignment
- N Soft close hinge dampner
- O Fully adjustable legs for perfect alignment

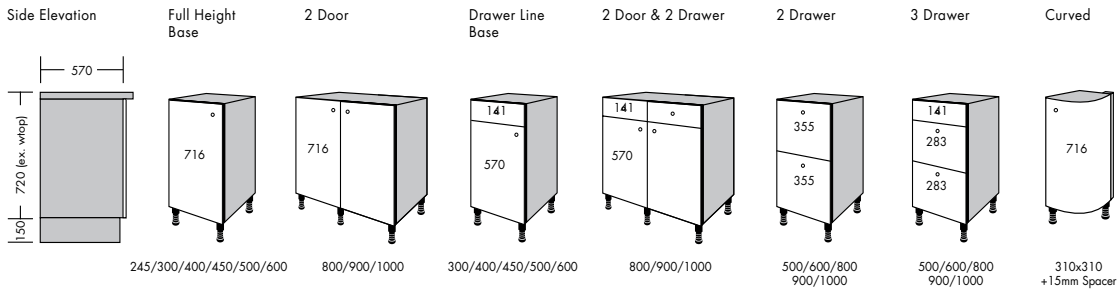
BASE CABINETS

- H Blum Legrabox soft-close drawers
- I Hardwearing colour co-ordinated 0.8mm thick durable radius edging
- J 18mm shelves edged all round
- K 18mm back panel
- L 18mm cabinet Robust camlock and wooden dowel construction
- M Clip-on hinges fully adjustable in three directions for perfect alignment
- N Soft close hinge dampner
- O Fully adjustable legs for perfect alignment

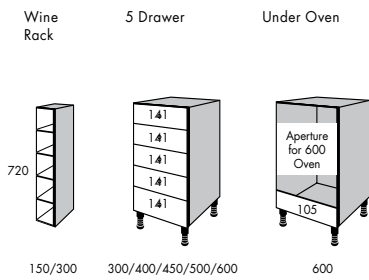


01/10/2024

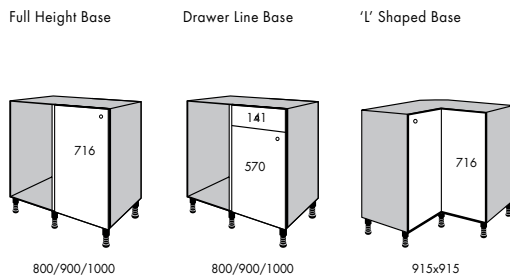
BASE CABINETS



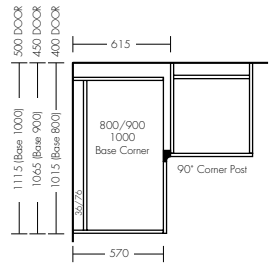
BASE CABINETS



CORNER CABINETS

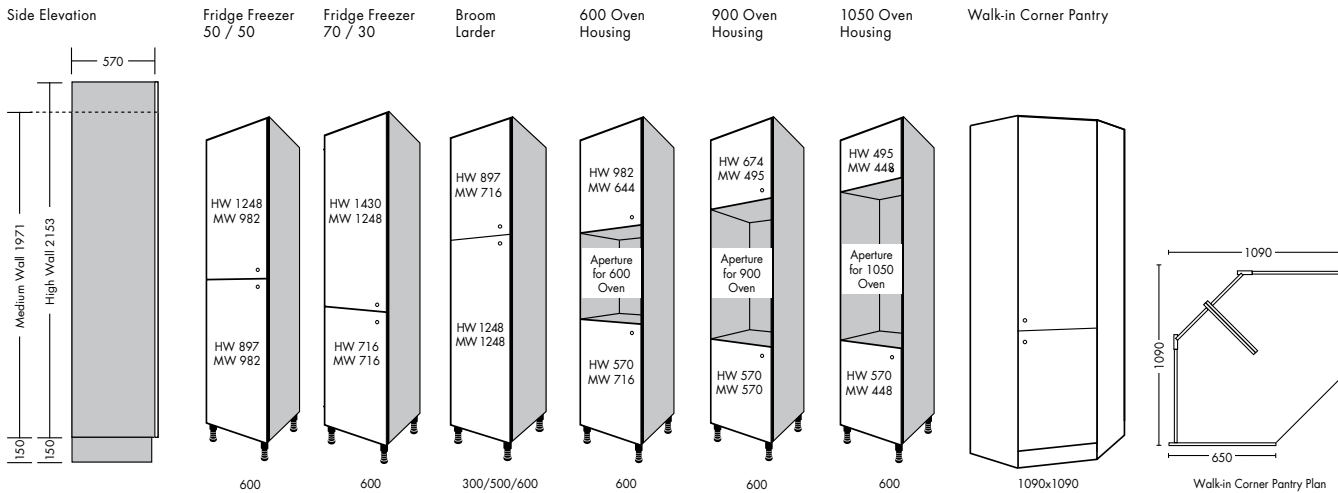


BASE CORNER PLAN

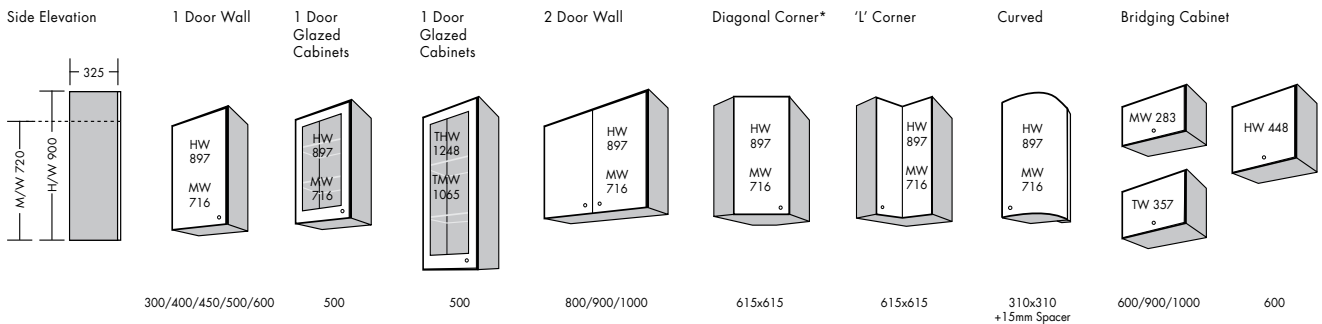


N.B. Please be aware when planning that in certain instances handles may clash in corner situations.
Use only in conjunction with 61.5x61.5mm 'L' Wall Corner

TALL CABINETS



WALL CABINETS



Illustrations are not truly representative. E. & O.E. All measurements are in millimetres. All Lifestyle kitchens are supplied with soft close drawers. * Use only with adjacent cabinets on both sides

01/10/2024

RETURNS POLICY

Any goods damaged in transit, supplied in error or found to be faulty prior to installation must be reported within 7 working days of delivery.

Following installation only faulty goods will be collected and authorisation must have been agreed with the manufacturer.

All worktop sink modules must be inspected on delivery.

All ceramic sinks must be inspected on delivery.
















Any goods surplus to requirement or no longer required must be reported within 30 days of delivery and must be packaged as new. A restocking charge on unwanted goods will be applied.

We are unable to collect any special order items. (See list below)

All requests for collections must be submitted on a **Waterline request for uplift form**.

Full details of our terms & conditions may be found on our website or you can request a copy from our office.

SPECIAL ORDER (Non-Stocked) PRODUCTS

	All special order items
	Side by Side refrigeration Free standing, excluding "Blue Book" products
	Side by Side refrigeration
	Free standing
	Free standing
	Free standing
	Free standing
	Free standing
	Free standing excluding "Blue Book" products
	All special order finishes
	Gallery Collection
	All products
	All products
	All products
	All products

PAYMENTS FOR SPECIAL ORDER ITEMS

Subject to customer's available credit, payment may be required before the order is placed with the supplier.

SITE DELIVERY CHARGES

Deliveries up to £500 (excl VAT) are £25.
























Deliveries over £500 (excl VAT) are £50.

SMALL ORDER SURCHARGE

£15 +VAT on all orders under £100.

Excludes Crown Installation Ready or any other product where there is a specific delivery charge shown in this quarterly Blue Book brochure.

WARRANTIES & AFTER-SALES SERVICE

MANUFACTURER	STANDARD WARRANTY	CONTACT DETAILS	
	1 year parts and labour Extended warranties available	Service: 0344 815 3746 Spares: 0844 815 3745	Website: www.bellini.co.uk Brochures: 08442 484 149
	2 year parts and labour warranty Extended warranties available	Service: 0344 892 8979 www.bosch-home.co.uk/customer-service/book-a-repair-online	Brochures: www.bosch-home.co.uk
	Sinks: Lifetime Taps: 5 year guarantee Waste Disposal Units: CE-50 3yr and CE-75 10yr warranty	S & T Service Tel: 01324 638 321 WDU Service Tel: 0844 3710 195	Website: www.carron.com Brochures: online / pdf
CARYSIL	Sommelier Wine Chillers: 2 year warranty	Service Email: technical@carysil.co.uk	
essentials Codes starting with ESS or ED	5 year parts 2 year labour Subject to registration	Service: Tel: 0344 800 1128	www.apelsonwarranty.co.uk
essentials Codes starting with ESH	2 year parts 2 year labour Subject to registration	Service: Tel: 03444 995 599	
essentials Codes starting with AE	5 year parts 2 year labour Subject to registration	Service: Tel: 03330 044 030	
essentials Sinks & Taps	Sinks: S/Steel Lifetime, Coloured 10 years, Composite 20 years Taps: 5 years, Hot Taps: Tank 1 year, Tap 2 year	Service: Tel: 03330 149 149 Replacement Hot Tap Filters: Tel: 01274 906 072	email: customer.support@waterline.co.uk
essentials Radiators	5 year warranty	Service Email: technical@carysil.co.uk	
	2 year warranty	Tel: 01225 330 242 Email: info@evoline.co.uk	
	5 year parts and labour	Customer Care: Tel: 08000 886 605 Spares: 08000 886 605 Service website: www.fisherpaykel.com/uk/help-and-support/book-a-service	Website: www.fisherpaykel.co.uk Brochures: online / pdf
	Cookers and Hoods: 3 year parts and labour Cooling Products: 1 year parts and labour with additional 2 year parts (with proof of purchase)	Service: Tel: 0370 789 5107 Spares: 0370 789 5106	Website: www.falconappliances.co.uk Brochure: online / pdf
	Waste Disposer Units Carry a 10 year warranty	Service: www.franke.co.uk/contactus	Brochures: www.franke.co.uk/brochures online / pdf
	Sinks: 50 years against manufacturing defects Taps: 5 year valve mechanism 1 year coating		
	Sinks & Taps taps 5 year valve mechanism 5 year coating	Service: www.franke.co.uk/contactus	Brochures: www.franke.co.uk/brochures online / pdf
	Mythos Appliances 2 years parts & labour warranty	Service: Tel: 0161 436 6280	
Haier	All built in appliances have a 10 year parts and 5 years labour warranty	Service: Tel: 0333 006 2961	
	10 year parts and 1 year labour, registration required	Consumer Line: 03448 224 224 or book online at: www.hotpointservice.co.uk	Website: www.hotpoint.co.uk Website: www.indesit.co.uk Brochures: online / pdf
	Warranties vary according to model but minimum of 2 year parts and labour. See product details for full information	Service and Warranty: Tel: 0800 389 3715	For local service agent visit website Website: www.insinkerator.co.uk Brochures: online / pdf
	Glass conforms to EN1250/1&2	Service Number: 0300 303 3035	
	Residential guarantee - terms and conditions apply. Korlok 35 yrs, Rigid 20 yrs, Looselay 20 yrs, Core 20 yrs Commercial guarantee - terms and conditions apply. Korlok 15 yrs, Rigid n/a, Looselay 15 yrs, Core 15 yrs	Consumer Line: 01386 820 100	email: info@karndean.co.uk
maia minerva	10 year warranty against manufacturing defects	Service Telephone: 01773 521 300	Website: www.maiaworksurfaces.co.uk Website: www.minervaworksurfaces.co.uk Brochures: online / pdf
	10 year warranty against manufacturing defects	Service Telephone: 01773 521 300	
	1 year warranty against manufacturing defects	Service Telephone: 01773 521 300	
	2 year product warranty	Service Tel: 01482 713 927 Email: service.convector@myson.co.uk	Website: www.myson.co.uk Brochures: online / pdf
	2 year parts and labour warranty Extended warranties available	Service Tel: 0344 892 8989 Online help and support: www.neff-home.com/uk/service/	Brochures: www.neff.co.uk online / pdf
	Sinks: 1 year warranty against manufacturing defects 10 year warranty against finish Taps: 1 year on finish 5 year on parts Hot Taps: Tank 3 year, Tap 5 year	Tel: 01708 526 361 Fax: 01708 550 220	Website: www.perrinandrowe.co.uk Brochures: online / pdf
RANGEMASTER	Cookers, Hoods and SXS refrigerators: 2 year parts and labour subject to registration All other products: 12 months parts and labour	Service and Warranty: Tel: 0370 789 5107 Spares: 0370 789 5106	Website: www.rangemaster.co.uk Brochures: online / pdf
SAMSUNG	2 year parts and labour 5 year parts and labour on selected models, by redemption within 90 days of purchase	Service Number: 0333 0000 3330	Website: www.samsung.com/uk/support/repair/
	5 Year Guarantee	Telephone: 01977 522 020	email: info@sensio.co.uk Website: www.sensio.co.uk
	Shaws Sinks carry a Lifetime warranty	Customer Service Number Tel: 01254 775 111	email: sales@shawsofdarwen.com Website: www.shawsofdarwen.com
	2 year parts and 1 year labour warranty (upon registration) Extended warranties available	Service: 0344 815 3740 Spares: 0344 815 3745	Website: www.stoves.co.uk Brochures: online / pdf
	10 year parts and 2 year labour, registration required	Consumer Line: 03448 224 224 Email: uk_spares@whirlpool.com	Website: www.whirlpool.co.uk

All offers contained within are subject to availability and may be withdrawn without notice. Some illustrations may be representative only. Full product information can be found in the relevant manufacturer's catalogues. All prices and offers supercede all previous offers. E & OE.

All offers valid 1st October to 20th December 2024 unless otherwise specified. All prices exclude VAT unless otherwise stated.

CROWN IN DAVENTRY THE INSPIRATION LOCATION...



...OVER 50

QUALITY FURNITURE DISPLAYS

...OVER 180

TOP BRAND KITCHEN APPLIANCES

...OVER 200

OF THE LATEST SINKS AND TAPS

...15,000 ft²

CROWN IN DAVENTRY

NO SALES PEOPLE, NO PRESSURE

Browse entirely at your leisure, find your design inspiration and then take your ideas back to your specialist.

15,000 sq ft OF IDEAS

Accessible to 90% of the UK population within 2 hours!
One venue, endless possibilities.

CONSTANTLY UPDATED WITH NEW PRODUCTS

The most up-to-date showroom in the country!

SEE IT ALL AT THE ULTIMATE DISPLAY CENTRE!

NOW OPEN MOST SATURDAYS

Ask your specialist to book your visit today!

Or call 01227 742424, email daventry@crowns-imperial.co.uk

LIFESPACE
The innovative and flexible solution for all your 'STUFF'...



LIFESTYLE

SAMSUNG Haier



RANGEmaster



FISHER & PAYKEL



essentials



minerva®

maia



SHAWS

